



**TORONTO**



**RAPTORS**

**2012 - 13 MEDIA GUIDE**



**RAPTORS BASKETBALL.**



**LIVING THE GAME.**

# Creating World-Leading Internet Experiences.



Download speeds like you've never seen before.

## WIRELESS LTE

We were first to launch the lightning-like speeds of LTE in Canada – the fastest wireless network technology on the planet. With LTE you can download a song or a photo in under a second.<sup>1</sup> So buckle up; the fastest-ever mobile internet speeds are now here.

## CABLE HI-SPEED

We were also first to launch cable Hi-Speed internet in North America. And now we've increased our top speeds by 50%. Clocking in at a blistering 150 Mbps,<sup>2</sup> that means only Rogers gives you the fastest internet that's available in the most homes.<sup>3</sup> The result? You can download an entire movie within a dizzying 90 seconds.<sup>3</sup> Record-setting speeds like that have to be experienced to be believed.

So what's next? *If you're with Rogers, you'll be the first to know.*

[rogers.com/InternetExperiences](http://rogers.com/InternetExperiences)



Rogers LTE network available in select Canadian cities. Visit [www.rogers.com/coverage](http://www.rogers.com/coverage) for details.

1 Times specified are approximations only and will vary depending on size and quality of content. Movie download time based on SD content. 2 Based on Ultimate tier. Speeds may vary with traffic, server gateway/router, computer (quality, location in the home, software and applications installed), home wiring, home network or other factors. Also see the Acceptable Use Policy at [rogers.com/terms](http://rogers.com/terms). Modem set-up: the system is configured to maximum modem capabilities within Rogers own network. 3 Based on Ultimate tier available within Rogers cable footprint as compared to competitor's highest tier service restricted to limited areas. Copyright © 2012 Columbia Pictures Industries, Inc. and Metro-Goldwyn-Mayer Pictures Inc. All Rights Reserved. "Toronto Raptors" and associated word marks and logos are trademarks, designs and other forms of intellectual property of NBA Properties, Inc. and the Toronto Raptors and are used under licence © 2012 NBA Properties, Inc. All rights reserved. ©2012 Rogers Communications.



## MANAGEMENT

4.....	Team Directory
5.....	MLSE Directory
6.....	Board of Directors
7.....	Executive Leadership Team
8.....	Lawrence M. Tanenbaum
9.....	Tom Anselmi
10-11.....	Bryan Colangelo
12.....	Wayne Embry
13.....	Ed Stefanski
14.....	Marc Eversley
15.....	Maurizio Gherardini
16.....	Steve Fruitman / Jim Kelly / Alvin Williams
17.....	Maury Hanks / John Altiglia
18.....	Basketball Operations Staff
20-21.....	Dwane Casey
22.....	Johnny Davis
23.....	Tom Sterner / Scott Roth
24.....	Micah Nori / Eric Hughes / John Townsend
25.....	Alex McKechnie / Scott McCullough
26.....	Ray Chow / Rory Mullin / Jon Lee
27.....	Dr. Paul Marks / Dr. Howard Petroff

## PLAYERS

31.....	2012-13 Roster
32-33.....	Quincy Acy
34-37.....	Alan Anderson
38-41.....	Andrea Bargnani
42-47.....	Jose Calderon
48-51.....	Ed Davis
52-55.....	DeMar DeRozan
56-59.....	Landry Fields
60-63.....	Aaron Gray
64-67.....	Amir Johnson
68-71.....	Linus Klezia
72-75.....	Kyle Lowry
76-79.....	John Lucas III
80-81.....	Dominic McGuire
82-83.....	Terrence Ross
84-87.....	Jonas Valanciunas

## SEASON REVIEW

90.....	2011-12 NBA Standings
91.....	2012 Playoffs / NBA Awards
92.....	NBA Leaders
93.....	NBA Rookie Leaders
94-95.....	Team-By-Team Statistics
96.....	NBA Ratio Leaders
97.....	Attendance
98.....	2011-12 Review
99.....	2011-12 Transactions
100.....	2011-12 Raptors Statistics
101.....	Game-By-Game Results
102-103.....	Game-By-Game Statistics
104.....	Miscellaneous Statistics
105.....	Injury Report / Inactive Report
106.....	Game Leaders & Starters
107.....	Game-by-Game Starters
108-109.....	Team Highs & Lows
110-111.....	Player Highs & Lows

## FRANCHISE HISTORY

114-115.....	2010-11 Review
116-117.....	2009-10 Review
118-129.....	2008-09 Review
120-121.....	2007-08 Review
122-123.....	2006-07 Review
124-125.....	2005-06 Review
126-127.....	2004-05 Review
128-129.....	2003-04 Review
130-131.....	2002-03 Review
132-133.....	2001-02 Review
134-135.....	2000-01 Review
136-137.....	1999-00 Review
138-139.....	1998-99 Review
140-141.....	1997-98 Review
142-143.....	1996-97 Review
144-145.....	1995-96 Review
146-155.....	Key Dates In Franchise History
156-174.....	Former Raptors
175-185.....	All-Time Transactions
186.....	All-Time Jersey Numbers
187.....	Opening Night & Colleges
188.....	All-Star History
189.....	Awards and Honours
190-191.....	Draft History
192-193.....	Preseason History
194.....	Raptors Abroad
195.....	Coaching History

## PLAYOFF HISTORY

198-199.....	2008 Playoff Summary
200-201.....	2007 Playoff Summary
202-203.....	2002 Playoff Summary
204-207.....	2001 Playoff Summary
208.....	2000 Playoff Summary
210-211.....	Playoff Statistics
212.....	Playoff Records

## RECORDS

216-217.....	Raptors Single-Game Team Records
218-219.....	Opponent Single-Game Team Records
220-221.....	Individual Single-Game Records
222-223.....	Top Performances
224.....	Triple-Doubles & 20-20 Games
226.....	Misc. Single-Game Records
227.....	Overtime & Comebacks
228.....	Single-Season Leaders
229.....	Rookie Leaders
230-231.....	Career Leaders
232.....	Opponent Career Leaders
233.....	Misc. Career Records
234.....	Year-By-Year Team Leaders
235.....	Year-By-Year Team Statistics
236-237.....	Year-By-Year Team Records
238-240.....	Attendance Records

## OPPONENTS

244.....	NBA Directory
245.....	NBA Key Dates
246-303.....	Opponent Capsules
304-307.....	NBA D-League

## ODDS AND ENDS

310-312.....	Media Relations
313-315.....	Broadcast Talent
316-317.....	Air Canada Centre
318.....	Maple Leaf Square
319.....	Raptors Game Operations
320-323.....	Community
326.....	Seating Chart

## CREDITS

<b>Editors:</b>	Jim LaBumbard, Roven Yau, Phil Summers
<b>Editorial Assistance:</b>	Bob Greenberg, Elias Sports Bureau, Cathy McLeod, Lise Gott, James Decosimo
<b>Photography:</b>	Ron Turenne, NBA Photos
<b>Graphic Design:</b>	Derek Abraham, Maple Leaf Sports & Entertainment

© 2012 Toronto Raptors

All NBA and team insignia depicted in this publication are the property of NBA Properties, Inc. and the respective teams of the NBA and may not be reproduced for commercial purposes without the prior written consent of NBA Properties, Inc.

The information contained in this publication was compiled by the Toronto and is provided as a courtesy to our fans and the press and may be used only for personal or editorial purposes. Any commercial use of this information is prohibited without the prior written consent of the Toronto Raptors.

MAPLE LEAF SPORTS + ENTERTAINMENT

MAPLE LEAF SPORTS + ENTERTAINMENT

MAPLE LEAF SPORTS + ENTERTAINMENT

MAPLE LEAF SPORTS + ENTERTAINMENT

MAPLE LEAF SPORTS + ENTERTAINMENT

MAPLE LEAF SPORTS + ENTERTAINMENT



# MANAGEMENT







## TORONTO RAPTORS BASKETBALL CLUB

50 Bay Street, Suite 500 - Toronto, Ontario, M5J 2L2

Phone: (416) 815-5600 Fax: (416) 359-9205

Web site: [www.raptors.com](http://www.raptors.com)

### BOARD OF DIRECTORS

George Cope, Dale Lastman, Nadir Mohamed, Edward Rogers, Lawrence M. Tanenbaum, O.C., Mary Ann Turcke

### MAPLE LEAF SPORTS & ENTERTAINMENT

Chairman of the Board & NBA Governor.....	Lawrence M. Tanenbaum, O.C.
President, Chief Operating Officer & Alternate NBA Governor.....	Tom Anselmi
Executive Vice-President, Chief Financial Officer & Business Development.....	Jan Clarke
Executive Vice-President Venues & Entertainment.....	Bob Hunter
Executive Vice-President, General Counsel & Corporate Secretary.....	Robin Brudner
Senior Vice-President, People.....	Mardi Walker
Senior Vice-President, Broadcast & Content.....	Chris Hebb
Senior Vice-President, Finance.....	Kevin Nonomura
Senior Vice-President, Business Partnerships.....	Dave Hopkinson
Senior Vice-President, Ticket Sales & Service.....	Beth Robertson
Vice-President, Live Entertainment.....	Patti-Anne Tarlton
President & General Manager, Toronto Maple Leafs.....	Brian Burke

### RAPTORS MANAGEMENT

President & General Manager, Alternate NBA Governor.....	Bryan Colangelo
Senior Basketball Advisor.....	Wayne Embry
Executive Vice-President, Basketball Operations.....	Ed Stefanski
Vice-President, College Scouting.....	Marc Eversley
Vice-President, International Scouting.....	Maurizio Gherardini
Senior Director, Basketball Administration.....	Steve Fruitman
Director, Player Development.....	Jama Mahlalela
Scout.....	Jim Kelly
Scout.....	Alvin Williams
Scout.....	Maury Hanks
Head Coach.....	Dwane Casey
Assistant Coach.....	Johnny Davis
Assistant Coach.....	Tom Sterner
Assistant Coach.....	Scott Roth
Assistant Coach.....	Micah Nori
Assistant Coach/Basketball Development.....	Eric Hughes
Shooting Coach.....	John Townsend
Director of Sports Science.....	Alex McKechnie
Head Athletic Trainer.....	Scott McCullough
Strength and Conditioning Coach.....	Jon Lee
Assistant Trainer/Athletic Therapist.....	Rory Mullin
Assistant Trainer/Massage Therapist.....	Ray Chow
Team Medical Director/Orthopaedic Surgeon.....	Dr. Paul Marks
Assistant Team Medical Director.....	Dr. Howard Petroff
Manager, Equipment and Travel.....	Kevin DiPietro
Assistant Equipment Manager.....	Paul Elliott
Manager, Team Security.....	John Altilla
Manager, Team Services.....	Doreen Doyle
Manager, Basketball Administration.....	Graeme McIntosh
Video Coordinator.....	Jon Goodwillie
Assistant Video Coordinator.....	David Gale
Basketball Operations Coordinator.....	Courtney Charles
Director, Media Relations.....	Jim LaBumbard
Manager, Media Relations.....	Roven Yau
Coordinator, Media Relations.....	Phil Summers
Alex Rucker.....	Analytics Consultant
Keith Boyarsky.....	Analytics Consultant
Dana Sinclair.....	Performance Enhancement Consultant

## COMMUNITY & SPORTS PARTNERSHIPS

Director, Community & Sports Partnerships ..... David De Freitas  
 Manager, Community & Sports Partnerships ... Melanie Gerin-Lajoie  
 Coordinator, Sports Partnerships ..... Rebecca Davies  
 Coordinator, Community & Player Programming ..... Jason Schwabe  
 Coordinator, Community & Player Programming ..... Kristina Flynn  
 Coordinator, Youth Hockey Development ..... Greg Schell  
 Coordinator, Basketball Development ..... Victor Mansure

## MLSE TEAM UP FOUNDATION

Executive Director ..... Michael Bartlett  
 Manager, Community Investments & Communications ..... Tanya Mruck  
 Manager, Fundraising ..... Jillian Svensson  
 Interim Manager, Fundraising ..... James King  
 Specialist, 50/50 Programs ..... Shellee Thomas  
 Coordinator, Community Investment ..... Bridgette Estrela  
 Coordinator, Fundraising ..... Eleanor McDonald  
 Coordinator, Fundraising ..... Jessica Lee  
 Assistant, Development ..... Kayla Foster

## AIR CANADA CENTRE

Senior Director, Culinary, Executive Chef ..... Robert Bartley  
 General Manager, Air Canada Centre ..... Vince Bozzo  
 Senior Director, Corporate Partners ..... Jeff Deline  
 Senior Director, Executive Suite Services ..... Kristy Fletcher  
 Senior Director, Marketing ..... Shannon Hosford  
 Senior Director, Ticket Services ..... Tom McDonald  
 Senior Director and Associate General Counsel ..... Peter Miller  
 Senior Director, Ticket Sales ..... Tom Pistore  
 Senior Director, Information Technology ..... Sasha Puric  
 Senior Director, Broadcast Finance & Live Entertainment ..... Wayne Zronik  
 Director, Media Sales ..... Anthony Attard  
 Director, Food and Beverage/Retail Finance ..... Alldrick Britto  
 Director, Retail & Merchandise Operations ..... Jeff Budway  
 Director, Security Services ..... Michael Burns  
 Director, Quick Service ..... Doug Collier  
 Director, Ticket Sales ..... Billy Cranney  
 Account Director, Marketing ..... Amanda Dwyer  
 Director, Labour Relations ..... Les Fisher  
 Account Director, Marketing ..... David Freeman  
 Director, Payroll ..... Randi Jakobsen  
 Associate Counsel ..... Darren Kirkwood  
 Director, Building Operations & Team-Up Green ..... Bryan Leslie  
 Director, People ..... Owen Mason  
 Director, Executive Suite Sales & Service ..... Martin Mui  
 Director, Executive Suite Sales ..... Lloyd Oliver  
 Director, Accounting ..... Joe Piruzza  
 Director, Venue Programming & Live Event Management ..... Tricia Silliphant  
 Director, Live Production and Venue Technology ..... Jim Steele  
 Director, Marketing CRM & Research ..... Neda Tabatabaie  
 Director, Corporate Sales ..... Jordan Vader  
 Director, People Development & Engagement ..... Debra Watkinson  
 Account Director, Marketing ..... Caroline Wright  
 Executive Chef, Food & Beverage – Air Canada Centre ..... Chris Zielinski  
 Associate Counsel ..... Astrid Zimmer  
 Manager, Game Operations & Special Events ..... Anton Wright  
 Coordinator, Raptors Mascot ..... Ryan Bonne  
 Coordinator, Dance Pak ..... Amberley Waddell  
 Senior Technical Producer ..... David August  
 Senior Audio Engineer ..... Courtney Ross  
 Production Assistant ..... Andrew Buckle  
 Director, Corporate Communications ..... Rajani Kamath  
 Manager, Corporate Communications ..... Jamie Deans  
 Assistant, Corporate Communications ..... Abby Albino  
 Team Photographer ..... Ron Turenne

## BROADCAST & NBA TV CANADA

Senior Vice-President, Broadcast & Content ..... Chris Hebb  
 Senior Director & Executive Producer, Broadcast & Networks ..... Frank Hayward  
 Senior Director, Content ..... Liana Bristol  
 Director, Business Development ..... Aaron Lafontaine  
 Director, Networks Development & Operations ..... Dale Taylor  
 Senior Producer, Networks ..... Mark Askin  
 Manager, Network Production & Programming ..... Peter Papulka  
 Producer, Raptors Broadcast ..... Dan Gladman  
 Supervising Producer, Networks ..... Jamie Arnold  
 Producer, Networks ..... Scott Wallace  
 Associate Producer, Networks ..... Jeff Landicho  
 Associate Producer, Networks ..... Chris Phillips  
 Associate Producer, Networks ..... Dave Leiter  
 Associate Producer, Networks ..... Amanda Fournier  
 Associate Producer, Networks ..... Rebecca Water  
 Associate Producer, Networks ..... Nicole Burns  
 Associate Producer, Networks ..... Chris McWade  
 Executive Assistant ..... Pina Dell'Anno  
 Supervisor, Broadcast Resources ..... Tanya Dalla-Nora  
 Television Talent ..... Matt Devlin  
 Television Talent ..... Jack Armstrong  
 Television Talent ..... Leo Rautins  
 Television Talent ..... Sherman Hamilton  
 Television Talent ..... David Amber  
 Television Talent ..... Akil Augustine  
 Radio ..... Paul Jones  
 Radio ..... Eric Smith

## DIGITAL CONTENT

Senior Director, Digital ..... John McCauley  
 Community Manager ..... Jason Satur  
 Manager, Digital Content & Social Media ..... Jonathan Sinden  
 Host; Producer, Digital Video ..... Akil Augustine  
 Manager, Digital Video ..... Mike Brock  
 Senior Writer ..... Mike Ulmer  
 Manager, Digital Production ..... Mike Ball  
 Digital Creative Producer ..... JP Lopez



**LAWRENCE M. TANENBAUM, O.C.**

Kilmer Sports Inc.  
Chairman of the Board  
NBA Governor



**GEORGE COPE**

BCE and Bell Canada



**DALE H. LASTMAN**

Goodmans LLP  
Alternate NBA Governor



**NADIR MOHAMED**

Rogers Communications Inc.



**EDWARD ROGERS**

Rogers Communications Inc.



**MARY ANN TURCKE**

Bell Canada

On December 9, 2011, the Ontario Teachers' Pension Plan announced it had reached an agreement to sell its 79.53% ownership share in Maple Leaf Sports & Entertainment (MLSE) to Bell Canada and Rogers Communications Inc. The transaction officially closed August 22, 2012, with Bell Canada and Rogers Communications Inc. both owning 37.5% of MLSE. As part of the transaction, MLSE Chairman and President of Kilmer Sports Inc., Lawrence M. Tanenbaum, O.C., increased his ownership stake in MLSE from 20 to 25%. Tanenbaum will continue to serve as MLSE's Chairman, a post he has held since 2003.



**MAPLE LEAF SPORTS + ENTERTAINMENT**



# EXECUTIVE LEADERSHIP TEAM



**Tom Anselmi**  
Executive Vice-President  
& Chief Operating Officer



**Robin Brudner**  
Executive Vice-President  
General Counsel &  
Corporate Secretary



**Brian Burke**  
President &  
General Manager,  
Toronto Maple Leafs



**Ian Clarke**  
Executive Vice-President  
& Chief Financial Officer,  
Business Development



**Bryan Colangelo**  
President &  
General Manager  
Toronto Raptors



**Chris Hebb**  
Senior Vice-President  
Broadcast & Content



**Dave Hopkinson**  
Senior Vice-President  
Business Partnerships



**Bob Hunter**  
Executive Vice-President  
Venues & Entertainment



**Kevin Nonomura**  
Senior Vice-President  
Finance



**Beth Robertson**  
Senior Vice-President  
Ticket Sales & Service



**Patti-Anne Tarlton**  
Vice-President &  
General Manager,  
Live Entertainment



**Mardi Walker**  
Senior Vice-President  
People





## **LAWRENCE M. (LARRY) TANENBAUM, O.C.** **CHAIRMAN OF THE BOARD, MAPLE LEAF SPORTS & ENTERTAINMENT** **NBA GOVERNOR**

Larry Tanenbaum was appointed Chairman of Maple Leaf Sports & Entertainment in July 2003. He also serves as a Governor of the NBA for the Toronto Raptors, of the NHL for the Toronto Maple Leafs and of Major League Soccer for Toronto FC. Toronto FC is the latest addition to the MLSE sports family, and began play in spring 2007 at the new 21,000 seat BMO Field located on the Exhibition grounds.

Mr. Tanenbaum was the primary force in bringing an NBA franchise to Toronto. In the early 1990's, Tanenbaum attempted to move established NBA clubs to Toronto and then, as head of the Palestra Group, he initiated the expansion process that opened the eyes of the NBA to Canada. Although he was unsuccessful in being awarded the initial expansion franchise, Tanenbaum established himself in NBA

circles and the city as a legitimate NBA home.

In 1996, Mr. Tanenbaum acquired an interest in the Toronto Maple Leafs of the National Hockey League and Maple Leaf Gardens, Limited (now Maple Leaf Sports & Entertainment). With MLG's purchase of the Raptors and Air Canada Centre in February 1998, Tanenbaum fulfilled his goal of NBA and NHL ownership in Toronto under the same group.

In 2000, Mr. Tanenbaum was appointed to the Planning Committee of the NBA Board of Governors, a group that charts the course of future direction for the league. He also serves on the Advisory/Finance Committee - the senior most committee of the NBA Board of Governors which considers and makes recommendations to the Board concerning a wide range of financial and league business matters.

Mr. Tanenbaum is Chairman and Chief Executive Officer of Kilmer Van Nostrand Co. Limited (Kilmer). Under his direction, Kilmer developed into a multi-faceted construction operation with operating divisions covering road building and paving, ready-mix concrete, aggregates, heavy construction, trucking and pipe manufacturing. Until it was merged with Lafarge North America (Lafarge) in December 2000, Kilmer's wholly owned subsidiary, The Warren Paving & Materials Group was Canada's largest asphalt paving firm. As a result of this merger, Kilmer became a significant shareholder in Lafarge, and Mr. Tanenbaum served on the Board and chaired its Finance Committee until the 2006 buyout by its parent company, Lafarge SA of France.

Today, Kilmer's roots in construction are expressed through innovative real estate development and leading edge public private partnership (P3). Its Kilmer Brownfield Equity Fund reclaims contaminated land in the urban context, through sophisticated risk management and optimizing for highest and best use. Its Kilmer Developments is currently managing three P3's: The Quickload CEF in Prince Rupert, B.C.; the 23 Ontario Highway Service Centre locations under the ONroute banner, in partnership with HMS Host and Canadian Tire; and the design, finance and construction of the 2015 Pan Am Games Athletes' Village, in partnership with Dundee.

Kilmer also has significant investments in various sports-related entities, including Insight Sports Ltd, which is a leading sports media company involved in the creation, production and broadcasting, on all platforms, of sports and related lifestyle content. Insight Sports holds equity positions in several Canadian specialty television services including The NHL Network and Score Media and owns and/or operates the World Fishing Network (WFN) and Game TV. In 2003, through Plaza Gaming and Entertainment, Kilmer invested in the charitable gaming industry in Canada. Through its operations in Ontario, Plaza's facilities raise over \$60 million per year for local municipal charities.

In addition, Mr. Tanenbaum serves as Chairman of Kilmer Capital Partners, a private equity investment fund, which provides equity capital to small to mid-market companies, and is dedicated to building leading companies in partnership with management. Kilmer Capital's portfolio includes Unisync Group Ltd., Altasciences Inc., Coalition, Tribal Sportswear, Atelka and Compact Car.

Mr. Tanenbaum served as National Revenue Chair of the Liberal Party of Canada during Prime Minister Paul Martin's term of office. He currently serves as a member of the Ontario Investment and Trade Advisory Council, and recently served as a member of the Toronto Prosperity Initiative. He has also served on the Independent Fiscal Review Panel of the City of Toronto and the Mayor's Economic Competitiveness Advisory Committee of the City of Toronto.

Mr. Tanenbaum's involvement in Community Associations includes the following: Vice-Chairman, Board of Directors, Mount Sinai Hospital - a tertiary care teaching hospital associated with the University of Toronto; Co-Chairman of the Samuel Lunenfeld Research Institute; Member, Board of Directors, Brain Canada; Member, University Council, Cornell University; Member, Honourary Board & Advisory Board, Baycrest Centre for Geriatric Care; Member, Dean's Advisory Council, Schulich School of Business, York University; Member, National Board of The Canadian Council of Christians & Jews; Member, Board of Directors, Miller Thomson Foundation; Founding Member, Canadian Council for Israel and Jewish Advocacy (CIJA), and Co-Chair, Tomorrow Campaign for UJA Federation.

In recognition of his contributions in the areas of business, philanthropy, and volunteerism, Mr. Tanenbaum was appointed an Officer of the Order of Canada on October 25, 2007. The Order of Canada is the centrepiece of Canada's honors system and represents its highest civilian award.

Mr. Tanenbaum has a Bachelor of Science degree in Economics from Cornell University (1968).



**TOM ANSELM**  
**PRESIDENT & C.O.O.**  
**MAPLE LEAF SPORTS & ENTERTAINMENT (MLSE)**  
**ALTERNATE NBA GOVERNOR**

Winning is everything. MLSE has to be an organization that is passionate about winning, passionate about our fans, and passionate about our community. It's everyone's responsibility to be a leader, and ensure we deliver on that promise. Our mission is very clear; it is to win championships and captivate Canadians.

Tom Anselmi is an accomplished sports and entertainment business leader and has been with Maple Leaf Sports & Entertainment since 1996. In 2012, he was appointed President and Chief Operating Officer and leads the senior management team that has grown MLSE into a global leader in the industry.

Tom originally joined Maple Leaf Sports & Entertainment as Vice President, Project Director responsible for the overall development of Air Canada Centre, the critically acclaimed home of the Leafs and Raptors. His responsibilities included management of the design and construction program, as well as the programs for the Opening Ceremonies for Air Canada Centre and the Closing Ceremonies of historic Maple Leaf Gardens. Tom was promoted to Senior Vice President, Business and Chief Marketing Officer in July 1999 and in March 2004, he was appointed Executive Vice President & Chief Operating Officer, responsible for business operations for the Toronto Maple Leafs (NHL), Toronto Raptors (NBA), Toronto FC (MLS) and the Toronto Marlies (AHL).

Prior to joining the Leafs organization, he was Vice President, General Manager of Arena Operations for Orca Bay Sports and Entertainment in Vancouver. Tom spent a number of years at Toronto's SkyDome during the development of the facility and during its initial operating phase, and has consulted on a variety of other sports and entertainment projects internationally. Prior to SkyDome, Tom had been involved in various other major capital projects across North America.

Born and raised in Toronto, Tom received an Engineering Degree from the University of Saskatchewan after receiving a Degree from Ryerson Polytechnical University. Tom is a registered Professional Engineer, and a member of the Board of Governors of Major League Soccer, and various other business and trade organizations. Tom is also a recognized community leader and is actively involved with the MLSE Team Up Foundation.

Tom is also a passionate supporter of Canada's military and a member of Canada Company. As a leader of "Team Canada," he made five goodwill trips to Afghanistan accompanying the Leafs Alumni to visit Canadian troops situated in the region. In 2011, Tom received the CDS commendation from Canada's Chief of the Defence Staff, which is the highest military honour a civilian can receive.





## **BRYAN COLANGELO** **PRESIDENT AND GENERAL MANAGER** **ALTERNATE NBA GOVERNOR**

On February 28, 2006, the Toronto Raptors named Bryan Colangelo president and general manager. He joined the franchise following 15 years in the Phoenix Suns organization, where he served 11 seasons as the club's general manager including the last seven as team president.

Colangelo's arrival in Toronto was marked by a series of trades and free agent acquisitions that resulted in nine new players on the roster at the start of the 2006-07 training camp. In his first full season at the helm of the Raptors, the team improved an NBA-best 20 wins over the 2005-06 season to tie a franchise high with 47 victories. Toronto went on to win the 2006-07 Atlantic Division championship, securing third seed and home court in its return to the playoffs after missing the postseason the previous five seasons.

For his efforts in leading the Raptors' dramatic change of fortune, Colangelo was named 2006-07 Sporting News NBA Executive of the Year. It was his second such honour, having received the award in 2005 after guiding the Suns to the third-greatest turnaround in NBA history en route to winning the Pacific Division Championship. He is one of only three executives to win the award with two different franchises (Bob Bass, Jerry West).

During Colangelo's career as a general manager, his teams have appeared in the NBA Playoffs 11 times, captured four division championships and posted an overall record of 688-655 (.512).

Prior to his move to Toronto, the former Suns executive was part of a new ownership group that purchased the franchise June 30, 2004. He also previously held the positions of scout, assistant director of player personnel, and vice president/assistant general manager with the Suns, where he was directly involved in all aspects of player personnel, including evaluation, draft selection and transactions. He also served as tournament director of the NIKE Desert Classic, an annual college All-Star basketball tournament held in Phoenix, from 1993 through 2001.

In addition to his responsibilities with the Suns, Colangelo served as president of Phoenix Arena Sports (PAS), the owning entity of the Arizona Rattlers (Arena Football League) and the operating entity of the Phoenix Mercury (WNBA) from June 1991 through June 2002. Highlights of his involvement with PAS include the 1994 and 1997 Rattler World Championships, setting the league attendance mark with the Phoenix Mercury in the WNBA's inaugural season, and his selection as the AFL's 1993 Executive of the Year. The Rattlers also won the AFL Commissioner's Award as the top franchise on and off the field for an unprecedented five straight years from 1996 to 2000.

Colangelo's accomplishments and influence in sports and business were recognized nationally when he was named to the "40 Under 40" most influential group by Street and Smith's Sports Business Journal in 2000.

In May 2005, Colangelo was named to the USA Basketball Men's Senior National Program Advisory Panel charged with selecting teams for the 2006 FIBA World Championship (Saitama, Japan), 2007 FIBA Americas Olympic Qualifying Tournament (Las Vegas, USA) and the 2008 Olympics (Beijing, China). Colangelo currently serves on the NBA's Competition Steering Committee and he was also named to Canada Basketball's Board of Directors in June of 2008.

Colangelo has been active with and supportive of many different charitable organizations and community partners including the Boy's and Girl's Club of Metropolitan Phoenix, the Phoenix Zoo, MLSE's Team Up Foundation, (formerly Raptors Foundation for Kids), the Art Gallery of Ontario, Save a Child's Heart Foundation, the Naismith Memorial Basketball Hall of Fame and the National Italian American Sports Hall of Fame, among others.

Colangelo was born June 1, 1965. He is a 1987 graduate of Cornell University with a Bachelor of Science degree in business management and applied economics.





## **WAYNE EMBRY** **SENIOR BASKETBALL ADVISOR**

Wayne Embry embodies and lives by “P” words: preparation, perception, perseverance, persistence, pride and passion. Others will use another “P” word – pioneer – to describe a man who has made his mark during a long and storied basketball career.

Embry joined the Raptors on June 7, 2004 as senior basketball advisor. He took charge of the basketball operations area as Interim GM from January 26, 2006 – February 28, 2006. Over the course of that time, Embry engineered two trades (Aaron Williams to New Orleans/Oklahoma City and Jalen Rose to New York) to create significant salary cap space for his successor, Bryan Colangelo, to rebuild the roster in the offseason.

Embry has been affiliated with the NBA for more than 50 years as a player and front office executive. While Embry enjoyed a successful 11-year career as a player, he will be forever remembered in professional sports circles for being the first African American to be general manager and a president of an NBA club.

Embry became the first NBA African American general manager in 1972 when he was named to the post by the Milwaukee Bucks. He served in that capacity for eight years leading the Bucks to two seasons of 59 or more wins and four postseason appearances, including the 1974 Finals. Prior to joining the organization, he was instrumental in negotiations that brought former teammate and legendary guard Oscar Robertson to Milwaukee to join forces with Lew Alcindor, the first overall pick in the 1969 NBA Draft. In 1971, the Bucks captured the NBA title, becoming the fastest expansion team in sports history to accomplish that feat.

From 1985-92, Embry served as vice-president and general manager of the Cleveland Cavaliers. He moved to an executive vice-president position with the club from 1992-94, and in 1994 once again made history by becoming the first African American NBA team president and chief operating officer. Under his direction the Cavaliers won 40 or more games 10 times, 50 or more on three occasions and advanced to the Eastern Conference Final in 1992. Embry earned The Sporting News Executive of the Year honours in 1992 and 1998, as well as being named Sports Illustrated’s Executive of the Year in 1998.

The 6-foot-8, 240-pound Embry was known as “The Wall” during his playing days for his ability to set solid picks. He appeared in 831 regular season NBA games, averaging 12.5 points and 9.1 rebounds. He averaged double figures in points in eight of his 11 seasons. He participated in 56 postseason contests where he contributed an average of 10.1 points and 8.0 rebounds, including tallies of 16.3 points and 13.5 rebounds in the 1963 playoffs.

Embry began his NBA career in 1958 with the Cincinnati Royals, where he played eight seasons, including the final four as team captain. He earned first-team All-NBA honours for five consecutive seasons (1961-65). He joined the Boston Celtics for two campaigns (1966-68) and helped the Celtics capture the 1968 NBA championship with a 4-2 series triumph over the Los Angeles Lakers. He finished his playing career the following year as the first captain in Milwaukee Bucks history.

A native of Springfield, Ohio, Embry was a two-time honourable mention All-America selection at Miami (Ohio) University. He was the team’s leading scorer, team captain and MVP in 1957 and 1958, and is the fourth player in school history to have his jersey (No. 23) retired. He earned a bachelor of science degree in education and a minor in business administration from Miami.

Embry has been involved in a number of business ventures, including membership on the Federal Reserve Bank of Cleveland’s Board of Directors where he plays a large role in shaping monetary and economic policies. He was enshrined in the Basketball Hall of Fame in 1999, and has had his high school and collegiate uniform numbers retired. He also has a road named in his honour in Clark County, Ohio.

Embry is married to Terri, and is the father of three children: Debbie, Jill and Wayne Jr.





## ED STEFANSKI

### EXECUTIVE VICE-PRESIDENT OF BASKETBALL OPERATIONS

Ed Stefanski was named Executive Vice-President of Basketball Operations on October 27, 2011. Stefanski joined the Raptors from upper management positions with the Philadelphia 76ers and New Jersey Nets, where his teams qualified for the NBA playoffs in eight of his last nine seasons. In his position, Stefanski reports to Raptors President and General Manager Bryan Colangelo.

Stefanski, who has earned a reputation throughout the NBA as an excellent evaluator of talent, spent 2007-2010 in a president and general manager role with Philadelphia. With the 76ers, Stefanski returned the franchise to playoff status via trades, the re-signing of key performers such as Andre Iguodala and Lou Williams, and the acquisition of athletic, younger players in the NBA Draft.

Despite having only mid-first round picks in three of his four drafts with the 76ers, Stefanski was able to add lottery-level talent to the team. After drafting Marreese Speights with the 16th pick in the 2008, Stefanski nabbed Jrue Holiday with the 17th selection in 2009. Holiday started all 82 games for Philadelphia in 2010-11. Evan Turner, the consensus NCAA player of the year, was tabbed in 2010 and in 2011 the team added promising 20-year-old Nikola Vucevic with the 16th choice.

Prior to joining Philadelphia, Stefanski spent nine seasons with the Nets where he oversaw the team's basketball operations and was heavily involved in the club's roster development and player personnel matters. He was promoted to general manager of the club in the summer of 2004 following a one-year stint as the team's senior vice president of basketball operations and four seasons as the team's director of scouting.

Stefanski played a significant role in the drafting of Kenyon Martin as the first overall selection in the 2000 Draft, as well as the three-for-one draft night trade the following season in which the Nets acquired Richard Jefferson, Jason Collins and Brandon Armstrong. Three of those players (Martin, Jefferson and Collins) were starters on the Nets' 2002-03 Eastern Conference championship team. Stefanski was instrumental in helping to build New Jersey's back-to-back Eastern Conference Championship teams in 2002 and 2003.

In 2004, Stefanski was also a major player in the blockbuster trade that saw five-time All-Star Vince Carter move from the Raptors to the Nets.

A 1976 graduate of the University of Pennsylvania (Wharton School of Business), Stefanski played three seasons for Penn, where he was coached by Hall-of-Famer Chuck Daly. Stefanski was a member of two Ivy League Champions (1974 and 1975), helping the Quakers reach the NCAA Tournament in both of those seasons.

While in college, Stefanski originated and secured the funding for the Philadelphia Housing Authority's Inner City Basketball League, which provided a structured basketball environment for hundreds of boys and girls who lived under the auspices of the Housing Authority. Stefanski was involved in all facets of the league, including scheduling, transportation, finances and game management. At the conclusion of his two-year involvement with the project, more than 500 boys and girls comprising of more than 20 teams had been the beneficiaries of Stefanski's vision. The Housing Authority cited his hard work with a special recognition award, commending his efforts and contributions to the children of Philadelphia.

In 1979, Stefanski began a 20-year run as a colour analyst for Big Five basketball and ESPN's Atlantic 10 basketball coverage.

Stefanski and his wife, Karen, have four children: Edward, Jr., Kevin, Matthew and David.



## **MARC EVERSLEY** **VICE-PRESIDENT, COLLEGE SCOUTING**

The 2012-13 campaign will be Marc Eversley's seventh in the Raptors organization. This season is his second as vice-president, college scouting. In his role, Eversley is the on-site scout of NCAA talent as well as assisting in day-to-day front office responsibilities of the organization, including player management.

As the lead collegiate scout for the Raptors, Eversley is a valuable voice in the Raptors' draft process. He spearheads the organization's pre-draft efforts in scouting and player evaluations, and organizes the team's workout of prospective draftees.

This past summer, Eversley served as the general manager of the team's entry in the NBA's Las Vegas Summer League where he managed the compilation of the

team's roster of rookies and free agents.

Eversley had served the 2010-11 campaign as assistant general manager, where he had a significant role in player personnel scouting and evaluation. Prior to that, he was assistant general manager, player development coordinating the off-court development of players and assisting in the management of the team's day-to-day operations.

In September 2011, Eversley took part in the NBA's Basketball Without Borders in Johannesburg, South Africa, joining a list of current and former NBA and WNBA coaches and players, including Patrick Ewing, Alonzo Mourning and Dikembe Mutombo.

Eversley returned to his native Ontario after working for five years at Nike's world headquarters in Oregon as its NBA player relationship manager. It was there he became versed in managing athlete relationships, along with team and athlete brand management.

Eversley worked for six years with Nike Canada before heading to Oregon. He began in retail, managing Nike owned stores in Ontario and then moved to their corporate office overseeing Nike Canada's basketball assets, including high school, college, university and pro. He also managed marketing agreements with NBA Canada, the Vancouver Grizzlies and the Raptors.

Eversley attended high school in Brampton, Ontario, and Urbana University in Urbana, Ohio on a basketball scholarship.



## **MAURIZIO GHERARDINI**

### **VICE-PRESIDENT, INTERNATIONAL SCOUTING**

Maurizio Gherardini enters his seventh season with the Raptors, and his second in the role of vice-president, international scouting. Gherardini is responsible for keeping tabs on prospects globally outside North America.

Since joining the Raptors in June 2006, Gherardini's knowledge and vast international experience have been instrumental in helping facilitate a multitude of transactions involving both domestic and international players.

Gherardini originally joined the Raptors as the club's vice president and assistant general manager. He became the first European to hold a senior management position with an NBA franchise. He also served as vice-president of basketball operations from July 2008 to October 2111.

Gherardini was the general manager of Italy's Benetton Treviso, where he established himself as one of the brightest minds and administrators in the history of European basketball. During his tenure, he built Benetton into one of the most recognizable basketball organizations outside the NBA.

In his 14 years with Benetton, his teams captured four League championships (1997, 2002, 2003 and 2006), seven Italian Cups (1993-95, 2000, 2003-05), three Italian Supercups (1997, 2001 and 2002), two Eurocups (1995 and 1999) and made four appearances in the Euroleague's Final Four (1993, 1998, 2002, and 2003).

Under Gherardini's guidance, Benetton became a training ground in Europe and a destination for NBA personnel to scout players. He organized basketball camps and clinics, including the first NBA coaches clinic in Europe. He also oversaw the Reebok Big Man camp and Reebok Eurocamp, where top European young players learned and competed, as well as the Treviso Summer League, which is the only event of its kind in Europe.

Gherardini's influence gained him positions on the FIBA Sports Commission (1998-2000) and the Euroleague Board (2001-06). He also oversaw four editions of the NBA's Basketball Without Borders in Treviso.

Gherardini has been honoured as the La Gazzetta dello Sport Executive of the Year (2001) and the Legabasket Executive of the Year (2006), and won the FIBA Oscar Basketball Award "Pietro Reverberi" (2003) and GIBA Players Association Oscar Award (2004).

Gherardini started his basketball career playing in the youth leagues in Forli, Italy. He held the positions of assistant coach and director of youth teams for the Forli club from 1975-82. In 1982, he was promoted to general manager of the Forli entry that played in the top league (serie A). He remained in that capacity until 1992 when he joined Benetton.

In addition to his role with the Raptors, Gherardini has brought his experience and expertise in international competition to Canada Basketball where he serves as Managing Director of the Senior Men's National Team and member of the Council of Excellence.

Gherardini was born in Forli, Italy. He attended McCluer High School in Florissant, Missouri, a suburb of St. Louis, as a foreign exchange student and graduated in 1973.

Gherardini and his wife, Luana, have two children: Michele and Valentina.



## **STEVE FRUITMAN** **SENIOR DIRECTOR, BASKETBALL ADMINISTRATION**

Steve Fruitman was promoted to Senior Director of Basketball Administration on July 22, 2008. He joined the department in 2004 as its director of basketball operations following four years in the company as a controller in the finance department.

Fruitman's extensive knowledge of the NBA's Collective Bargaining Agreement, insurance programs and other related business complexities has made him invaluable to the organization.

Fruitman is a native of Toronto.



## **JIM KELLY** **SCOUT**

Jim Kelly, in his 18th season with the team in 2012-13, will serve as a scout assigned to collegiate, NBA and NBA D-League contests. He has more than 30 years of scouting and coaching experience at the NBA, international and collegiate levels.

Kelly worked as the club's director of player personnel from 2001-2008 and senior director of player personnel from July 2008.

He joined the Raptors as a scout in 1994, focusing on international scouting activities, following a 10-year coaching career in the Philippines, Germany, England and Greece. He led TSV Bayer to the German championship in 1985 and the Solent Star of Southampton to their first English National Basketball League title in 1984. Kelly's previous NBA experience came as the European scout for the Milwaukee

Bucks between 1988 and 1991.

Prior to his work in Europe, Kelly had collegiate coaching stints at Marshall, American International, Middlesex C.C. and Central Connecticut State. Kelly holds a master's of science degree from Central Connecticut State where he captained the basketball team in his senior year.

Kelly and his wife, Lucy, have one son, Kris.



## **ALVIN WILLIAMS** **SCOUT**

Alvin Williams returns for his second season as one of three scouts charged with covering college, NBA and NBA D-League contests.

Williams had spent the 2010-11 campaign as the club's director of player development where he was responsible for off-court development for the team including planning and coordinating of life skills training and overall player relationship management. Williams was originally hired as an assistant coach/basketball development on July 1, 2009, making his first foray into coaching since he ended his NBA playing career in 2007.

One of the most beloved Raptors of all time, the Villanova University product spent nine seasons with the organization from 1997-2006. Williams averaged 9.9 points and 4.3 assists in 417 regular season games and 12.5 points and 4.3 assists in 78 playoff appearances. He ranks among the Raptors' All-Time Leaders in 15 categories.

Williams served as an assistant coach for the Raptors' entry at the Las Vegas Summer League in 2009 and 2010.



## **MAURY HANKS**

### **SCOUT**

Maury Hanks enters his first season with the Raptors as a college scout. Hanks spent 13 seasons with the New Jersey Nets, most recently as director of scouting (2010-12). Prior to joining the Nets, Hanks served as an assistant coach at UC Santa Barbara, Clemson, San Diego State and Drake. He resides in Knoxville, Tenn. with his wife, Susan.



## **JOHN ALTILIA**

### **MANAGER, TEAM SECURITY**

John Altília is in his third season as manager of team security. Altília has more than 30 years of law enforcement experience as a Detective Constable with the Toronto Police Services. He has been involved in narcotics, homicide and organized crime investigations as an under-cover and plain-clothed officer. Altília also served with the intelligence unit and as part of a joint task force with the Royal Canadian Mounted Police (RCMP) investigating both national and international cases.

Prior to joining the Raptors, Altília had been part of the NBA security team in Toronto for nine seasons, acting as the lead representative for the last five. In this role he oversaw the League compliance at Air Canada Centre and ensured the safety of players and officials. He has assisted with League security at All-Star Weekends

in Dallas, Phoenix, New Orleans and Las Vegas.

Altília is a native of Toronto and travels with the team on all road trips.





**Courtney Charles**  
Coordinator,  
Basketball Operations



**Kevin DiPietro**  
Equipment Manager/  
Travel Coordinator



**Doreen Doyle**  
Manager,  
Team Services



**Paul Elliott**  
Assistant Equipment Manager/  
Assistant Physical Therapist



**David Gale**  
Assistant Video  
Coordinator



**Jon Goodwillie**  
Video Coordinator



**Jim LaBumbard**  
Director,  
Media Relations



**Jama Mahlalela**  
Director,  
Player Development



**Graeme McIntosh**  
Manager,  
Basketball Administration



**Alex Rucker**  
Analytics Consultant



**Phil Summers**  
Coordinator,  
Media Relations



**Roven Yau**  
Manager,  
Media Relations



KLEIZA

11

TORONTO

8



## DWANE CASEY

### HEAD COACH

Dwane Casey was named the eighth head coach in franchise history June 21, 2011 joining the organization just nine days after helping lead the Dallas Mavericks to the 2011 NBA Championship. Casey, 55, has served as a head coach, associate head coach and assistant coach in the NBA 17 of the past 18 years. He has coached in two NBA Finals (1996 and 2011) and two NBA All-Star Games (1996 and 1998).

Casey came to Toronto having earned a reputation as a defensive specialist. In his first season with the Raptors he took a unit that ranked near the bottom of the NBA in every defensive category and transformed the culture and results. The Raptors finished the 2011-12 campaign as the league's season leader for greatest improvement in opponent field goal percentage and opponent scoring. Toronto

ranked in the Top 10 in fewest points allowed (9th), opponent field goal percentage (8th) and three-point field goal percentage (5th). The team had finished in the bottom third of the league in all three categories in the 2010-11 season.

Casey spent three seasons (2008-11) as an assistant with the Mavericks. Dallas posted a 162-84 (.659) mark during that span, winning 50 or more games in each of Casey's three seasons with the team. Casey was in charge of a defensive unit that held its opponents to 96.0 points per game (sixth in the NBA) and .450 per cent shooting from the field (eighth in the NBA) in the 2010-11 regular season. In the 2011 postseason, Casey's defense posted series victories over offensive powers the likes of Kobe Bryant, Kevin Durant, Russell Westbrook, LeBron James and Dwyane Wade. Dallas held its playoff opponents to 92.5 points per game and .447 per cent shooting from the floor.

Toronto is Casey's second stop as an NBA head coach. His first endeavor as a bench boss was with the Minnesota Timberwolves from 2005-07. He had the club in playoff contention with a 20-20 record when he was replaced January 25, 2007. His 2005-06 squad finished in the NBA's top 10 in fewest average points per game and lowest opponent field goal percentage.

In 2008, Casey traveled throughout Europe, attending Euroleague games and practices while studying various basketball concepts.

Casey began his NBA coaching career in 1994 as an assistant with the Seattle SuperSonics. He spent 11 seasons with the Sonics where he served under longtime NBA head coaches George Karl, Paul Westphal and Nate McMillan. He was promoted to associate head coach in November 2000. Nine of his teams in Seattle finished above .500 with five winning 50 or more games. The 1996 squad won the Western Conference Championship after finishing the regular season with a franchise record 64 victories.

In 14 seasons as an NBA assistant, Casey's teams have registered a 689-427 mark (.617) with eight campaigns of 50 or more wins. His teams have qualified for the playoffs in 11 of those 14 seasons.

Prior to joining the Sonics, Casey spent five years as a head coach in Japan. He also coached Japan's National Team with basketball legend Pete Newell. In the summer of 1998, Casey coached the team to its first World Championship appearance in 31 years.

From 1985-89, Casey was an assistant under legendary collegiate coach Eddie Sutton at the University of Kentucky. The Wildcats posted a 90-40 mark during that span. He also served as an assistant under Clem Haskins at Western Kentucky University from 1980-85.

Casey began his coaching career at Kentucky in 1979 as a graduate assistant under Joe B. Hall. While at UK, he recruited and coached eventual NBA players Winston Bennett, Sam Bowie, Rex Chapman, LeRon Ellis, Shawn Kemp, Chris Mills, Dirk Minnifield, Irving Thomas and Melvin Turpin.

Casey played collegiately at Kentucky and helped the Wildcats register a 30-2 record in his junior season and capture the 1978 NCAA Championship. A four-year letterman, Casey was named team captain his senior year and won Kentucky's all-academic award.

A native of Morganfield, Kentucky, Casey earned a degree in business administration from Kentucky in 1979. He and his wife, Brenda, have a daughter, Justine, and son, Zachary.







## **JOHNNY DAVIS**

### **ASSISTANT COACH**

While the 2012-13 season marks Johnny Davis' second in the Raptors organization, overall it is his 37th campaign in the NBA where he has been a player, assistant coach, front office executive and two-time head coach.

Davis joined the Raptors following four seasons with the Memphis Grizzlies. In addition to Memphis, Davis has been an assistant coach with Atlanta, the Los Angeles Clippers, Portland, New Jersey, Orlando, Minnesota and Indiana. In 2005-06, he served on Raptors head coach Dwane Casey's staff with the Minnesota Timberwolves.

Davis was the head coach of the Philadelphia 76ers in 1996-97 and the Orlando Magic for parts of two seasons (2003-05) compiling a 73-146 mark (.333). He was honoured as Eastern Conference Coach of the Month in November 2005 while with

the Magic. He also served two games as the Grizzlies' interim head coach.

Davis also has experience on the administrative side of the NBA having spent three years in the front office of the Atlanta Hawks. His duties were director of community affairs, assistant to the president, and president of the Atlanta Hawks Foundation. During his tenure as president of the Atlanta Hawks Foundation, Davis was instrumental in the fundraising of more than \$500,000 which was distributed to Atlanta area homeless shelters.

The 22nd overall pick in the second round of the 1976 NBA Draft, Davis played with Portland, Indiana, Atlanta and Cleveland in his 10 seasons. He was a member of Portland's 1977 NBA Championship team. He played in 750 regular season games, averaging 12.9 points and 4.5 assists. He posted a career high 18.3 points per game in the 1978-79 season as a member of the Indiana Pacers. In 43 postseason outings, Davis contributed an average of 10.3 points and 3.7 assists.

Davis attended the University of Dayton from 1973-76 and was inducted into the school's Hall of Fame in 1993 as well as being voted onto the university's All-Century Team. He earned two gold medals as a member of the 1975 Pan-American Team and the 1975 Intercontinental Cup Team.

As a heavily recruited high school All-American basketball player from Detroit, Davis was voted as one of the Top 10 players of all time in the Detroit Public School league.

Davis has a bachelor's degree in community development from Georgia State University and a master's degree in sports psychology from Union Institute and University.

An avid golfer, Davis has recorded three hole-in-ones.

Davis and his wife, Lezli, have two sons: Reginald and Austin.





## **TOM STERNER**

### **ASSISTANT COACH**

Tom Sterner was named to Dwane Casey's coaching staff in July 2011. Sterner has been an NBA assistant coach for 17 seasons, also working for Dallas, Orlando and Golden State. He served two seasons with Casey as an assistant coach on Rick Carlisle's staff in Dallas (2008-10). He spent the 2010-11 season as an advance scout with Philadelphia.

The majority of Sterner's tenure as an assistant coach was in Orlando where he was on the bench for 11 campaigns (1994-2002, 2005-07). He helped the Magic reach the playoffs five times and advance to the 1995 NBA Finals. He also served as an assistant coach for the Eastern Conference during the 1995 All-Star Game.

Sterner was the top assistant coach for Golden State from 2002-04. In 2002-03, he led the team's offense that ranked second in the league in scoring, averaging 102.4 points per game. The following season he changed his focus to defense where the Warriors became the NBA's most improved defensive squad, allowing 9.6 fewer points per game than the previous season.

From 1994-2004, Sterner served as chairman of the NBA Technology and Scouting Committee and was instrumental in the development of the Coaches' Tools software currently used by NBA teams for scouting purposes. He has consulted with companies such as IBM, IDS, Avid Technologies and XOS Technologies.

Sterner served as assistant coach at Franklin & Marshall College in Lancaster, Pa. (1987-90). While at F&M, the Diplomats posted a 76-12 record, won three straight Middle Atlantic Coast Conference Championships, made three NCAA postseason tournament appearances and had the distinction of being the No. 1 Division III team in the nation as voted by the Associated Press.

Prior to F&M, Sterner spent six years as head coach at Lancaster (Pa.) Catholic High School, where his team participated in several district and state competitions.

Sterner earned his undergraduate degree in elementary education from Millersville (Pa.) State College and his master's degree in sports administration and computers from Temple University. He and his wife, Marcia, have two daughters, Malorie and Paige.



## **SCOTT ROTH**

### **ASSISTANT COACH**

Scott Roth returns for his third season with the Raptors after being named an assistant coach August 16, 2010. Roth brings an extensive knowledge of basketball's global landscape having served as a player, scout and coach overseas and in North America for 25 years.

Roth was as an assistant coach with the Golden State Warriors in 2009-10. Prior to joining the Warriors' staff he was the head coach of the Bakersfield Jam of the NBA D-League in 2008-09 and guided the team to its first post-season appearance with a 26-24 record.

Roth has also worked as an assistant coach with the Dallas Mavericks (1996-2000) and Vancouver/Memphis Grizzlies (2000-02), and four seasons as scout and advisor

for the Milwaukee Bucks.

In 2000, Roth was an assistant coach on the Turkish National Team that claimed a silver medal at the European Championships held in Istanbul. A year later he helped guide Turkey at the 2001 World Championships in Indianapolis. Roth was the head coach of the Dominican Republic National Team in 2007 and 2008, earning a silver medal at the CBC Caribbean Championships in Puerto Rico. He was also an assistant coach for the Canadian Senior Men's National Team during the summer of 2011.

Following a standout collegiate career at the University of Wisconsin, Roth was selected in the fourth round of the 1985 NBA Draft by the San Antonio Spurs. He opted to begin his professional playing career overseas with Efes Pilsen in Turkey. He returned to North America in 1987 and appeared in 160 NBA games with the Utah Jazz (1987-88), San Antonio Spurs (1988-89) and Minnesota Timberwolves (1989-90) before returning to Europe to finish his playing career.

Roth and his wife have, Lorie, have a daughter, Dene.



## **MICAH NORI** ASSISTANT COACH

Micah Nori is in his fourth season as an assistant coach for the Raptors and his 17th overall with the organization. In addition to his duties as an assistant coach, Nori oversees the advance (opponent) scouting operations for the club. He was promoted July 1, 2009 after serving as the team's director of NBA scouting.

In his previous role as director of NBA scouting, Nori supervised the management of the video scouting/editing suite and acted as the interface with the coaching staff as it related to advance scouting.

Nori had served since 2000 as the team's advance scout where he was responsible for scouting all upcoming opponents and preparing reports for both the coaching staff and players on opponent's play schemes, offensive/defensive tendencies and player personnel. Prior to becoming the team's advance scout, he served as assistant to the coaching staff from 1998-2000.

Nori played baseball at Indiana University from 1993-97 where he was a four-year starter and captain of their 1997 Big Ten Championship team. He received his Master's Degree in Sports Organization in 1998 from Miami (OH) University.

Nori and his wife, Melissa, have a son, Dante', and a daughter, Mia.



## **ERIC HUGHES** ASSISTANT COACH/BASKETBALL DEVELOPMENT

Eric Hughes was promoted to assistant coach/basketball development on July 1, 2009. He joined the Raptors in 2007-08 as a basketball development consultant. He came to the club from Goodwin Sports Management and Spokane Community College.

Hughes worked since 2002 as the director of summer player development for Goodwin Sports Management in Seattle, creating workout programs and training NBA players Jamal Crawford, Kevin Durant, Al Horford, Dwight Howard, Gary Payton, Nate Robinson and Rodney Stuckey. He had also been the head coach at Spokane Community College in Spokane, Washington during that time. He compiled an 88-61 (.590) mark in his five seasons, leading the Bigfoot's to the Eastern Region championship in 2005 and 2006. He was named Eastern Region Coach of the Year in 2005 and 2006.

Hughes also served as an assistant coach under current Atlanta Hawks assistant Bob Bender at the University of Washington from 1993-2002, as an assistant at the University of California from 1991-93 and as a graduate assistant at Illinois State from 1989-91.

Hughes served as the head coach for the Raptors' entry in the Las Vegas Summer League in 2008-10. His 2010 team finished 5-0 and led the league in scoring.



## **JOHN TOWNSEND** SHOOTING COACH

John Townsend enters his second season with the Raptors as a shooting coach. Prior to joining the Raptors in 2011 he served three seasons in a similar role with the Portland Trail Blazers.

Townsend works with players to develop better shooting habits through teaching, video analysis and repetition. He spent five seasons (2002-06) as a basketball shooting coach of the NBA Development League.

A 1995 graduate of Ball State, Townsend also worked as a consultant for the Yakima Sun Kings of the CBA for the 2002-03 season, and as a shooting coach at the NBA Players Association Top 100 Camp in 2005, 2006 and 2011.

John and his wife, Brooke, have two daughters, Billie Fe and Bailee Lynn.



## ALEX MCKECHNIE DIRECTOR OF SPORTS SCIENCE

Alex McKechnie joined the Raptors in 2011 as their director of sports science. Regarded as an industry leader in core training and movement integration, he will oversee all athletic training, rehabilitation and strength and conditioning. McKechnie worked for eight seasons as the athletic performance coordinator of the Los Angeles Lakers.

McKechnie, a native of Glasgow, Scotland, came to Canada in 1974 to be the head physiotherapist to the Varsity Athletic Program at Simon Fraser University in Burnaby, British Columbia. During his time at Simon Fraser, McKechnie also served as the team physiotherapist for the Vancouver Whitecaps of the North American Soccer League (1974-82) and team physiotherapist for the 1976 Canadian Olympic Soccer Team.

McKechnie left Simon Fraser in 1977 to open his own private practice specializing in Orthopedics and Sports Medicine. Three years later, he began working on a consultant basis with the Vancouver Canucks (1980-2000).

In 2001, after two years of work and research, McKechnie was issued a United States patent on the Torsion Board which he subsequently licensed with Reebok to produce the Reebok Core Board, a device widely used in the NBA, NFL, NHL and gyms in North America. He also developed the Core X system which has been widely adopted in the NBA, NFL, NHL, Premier League and European soccer.

A member of the Chartered Society of Physiotherapists and Canadian Physiotherapy Association, McKechnie continues his individual consulting work spending his off-seasons in Vancouver developing functional movement screening and training for players in the NBA, NHL and NFL.



## SCOTT MCCULLOUGH HEAD ATHLETIC TRAINER

Scott McCullough is in his seventh season with the Raptors as the team's head athletic trainer. He was named athletic trainer for the Eastern Conference squad at the 2011 NBA All-Star Game in Los Angeles.

McCullough returned to his native Ontario in 2006 after six seasons as the head athletic trainer with the Memphis/Vancouver Grizzlies. Prior to that, he served as the Grizzlies' assistant trainer since the team's inaugural season in 1995.

McCullough is a 1995 graduate of the Sports Injuries Management program at Sheridan College in Oakville, Ontario. He worked with the varsity football program at the University of Toronto, the Edmonton Sports Institute and Mount Sinai Hospital in Toronto.

A native of Renfrew, Ontario, he earned his Bachelor's Degree in Physical Education from the University of Toronto in 1992 and a Master's in Human Movement from A. T. Still University in 2010.

He and his wife, Lisa, reside in Oakville.



## **RAY CHOW**

### **ASSISTANT TRAINER/MASSAGE THERAPIST**

Ray Chow is one of the longest-serving members of the team's basketball operations department. He has been a member of the team's training staff for 17 seasons. In addition to his role as assistant trainer/massage therapist, Chow also assists with strength and conditioning and the nutrition of the players.

A native of Burma, Chow graduated from the University of Toronto with a Master's degree in molecular biology and from the Sutherland-Chan School of Massage Therapy. He currently assists the Canadian men's basketball team and previously worked with Canadian Olympic track and field and swimming athletes.



## **RORY MULLIN**

### **ASSISTANT TRAINER/ATHLETIC THERAPIST**

The 2011-12 campaign is Rory Mullin's eighth season with the Raptors organization. He assists Alex McKechnie and Scott McCullough with administering treatments and overseeing the physical health of the players.

Mullin is a Certified Athletic Therapist and Acupuncturist. He holds an undergraduate degree from York University and earned a Master of Science in Athletic Training from Indiana State University. He also received a diploma in Acupuncture and Traditional Chinese Medicine, has studied a wide variety of courses on corrective exercise and manual osteopathy, and is a nutrition and lifestyle coach.

A native of Toronto, Mullin consulted with the Toronto Maple Leafs for seven seasons before joining the Raptors.



## **JON LEE**

### **STRENGTH AND CONDITIONING COACH**

Jon Lee is in his fourth season with the Raptors and was promoted to strength and conditioning coach in 2011. He assists Alex McKechnie and Scott McCullough with the development and implementation of year-round training programs for the players, as well as assisting the training staff with maintaining the players' optimal health throughout the season.

Prior to joining the Raptors, Lee served as a fitness consultant, the strength and conditioning coach for Western Canada Basketball Academy, the strength and conditioning coach/team manager for the Canadian Men's National Basketball team and the interim strength and conditioning coach for the NBA's Vancouver Grizzlies.

A native of Richmond, British Columbia, Lee earned his Masters (Education) and undergraduate degrees (Physical Education and Education) from the University of British Columbia. He is also a certified strength and conditioning specialist by the National Strength and Conditioning Association.



**DR. PAUL MARKS**  
**TEAM MEDICAL DIRECTOR/ORTHOPAEDIC SURGEON**

Dr. Paul Marks is team medical director and Orthopaedic Surgeon and has been associated with the Raptors medical staff since the club's inception in 1995. He is currently an associate professor of surgery at the University of Toronto with clinical practice at Sunnybrook Health Sciences Centre.

Dr. Marks has served on the research Committee of the American Orthopedic Society for sports medicine. He has published numerous peer reviewed scientific journal articles, and is currently researching clinical outcome measures as they relate to knee ligament injuries as well as factors that lead to progression of degenerative arthritis. His research is funded by the Canadian Institute of Health Research and the Canadian Arthritis Network.



**DR. HOWARD PETROFF**  
**ASSISTANT TEAM MEDICAL DIRECTOR**

Dr. Howard Petroff finished in his seventh season as a member of the Raptors medical staff where he provides the team with primary care medical support. Dr. Petroff practices both Family Medicine and Emergency Medicine. He is affiliated with Mount Sinai Hospital and the Rouge Valley Health System.


Dr. Petroff currently serves as the Lead Physician for the West Durham Family Health Team. Dr. Petroff is also a staff physician in the Emergency Department at Mount Sinai Hospital. Previously Dr. Petroff served as the Chief of Family Practice at the Rouge Valley Health System, completing his term in 2007. Additionally, Dr. Petroff is a lecturer in the Department of Family and Community Medicine at the University of Toronto and regularly supervises medical trainees.





# PLAYER BIOS





## 2012-13 TORONTO RAPTORS ROSTER

(as of September 27, 2012)

NO.	PLAYER	POS	HT	WT	BIRTHDATE	PRIOR TO NBA / COUNTRY	NBA EXP.
4	Quincy Acy	F	6-7	233	10/06/1990	Baylor / USA	Rookie
6	Alan Anderson	F-G	6-6	219	10/16/1982	Michigan State / USA	3 years
7	Andrea Bargnani	F-C	7-0	255	10/26/1985	Benetton Treviso / Italy	6 years
8	Jose Calderon	G	6-3	208	09/28/1981	Tau Ceramica / Spain	7 years
32	Ed Davis	F	6-10	228	06/05/1989	North Carolina / USA	2 years
10	DeMar DeRozan	G	6-7	217	08/07/1989	USC / USA	3 years
2	Landry Fields	G-F	6-7	214	06/27/1988	Stanford / USA	2 years
34	Aaron Gray	C	7-0	270	12/07/1984	Pittsburgh / USA	5 years
15	Amir Johnson	C-F	6-9	237	01/01/1987	Westchester HS (Los Angeles) / USA	7 years
11	Linas Kleiza	F	6-8	248	01/03/1985	Olympiakos / Lithuania	6 years
3	Kyle Lowry	G	6-0	205	03/25/1986	Villanova / USA	6 years
5	John Lucas III	G	5-11	157	11/21/1982	Oklahoma State / USA	4 years
21	Jamaal Magloire	C	6-11	252	05/21/1978	Kentucky / Canada	12 years
1	Dominic McGuire	F	6-9	238	10/20/1985	Fresno State / USA	5 years
22	Jerel McNeal	G	6-3	196	06/01/1987	Marquette / USA	Rookie
31	Terrence Ross	G	6-7	197	02/02/1991	Washington / USA	Rookie
17	Jonas Valanciunas	C	7-0	257	05/06/1992	Lietuvos Rytas / Lithuania	Rookie
33	Chris Wright	F	6-8	218	09/30/1988	Dayton / USA	1 year

### HEAD COACH:

Dwane Casey (Kentucky)

### ASSISTANT COACHES:

Johnny Davis (Georgia State)

Tom Sterner (Millersville State College)

Scott Roth (Wisconsin)

Micah Nori (Indiana)

Eric Hughes (Cal State-Hayward)

### DIRECTOR OF SPORTS SCIENCE:

Alex McKechnie (Leeds School of Physiotherapy)

### ATHLETIC TRAINER:

Scott McCullough (Toronto)

## NUMERICAL ROSTER

NO.	NAME	NO.	NAME	NO.	NAME
1	Dominic McGuire	7	Andrea Bargnani	21	Jamaal Magloire
2	Landry Fields	8	Jose Calderon	22	Jerel McNeal
3	Kyle Lowry	10	DeMar DeRozan	31	Terrence Ross
4	Quincy Acy	11	Linas Kleiza	32	Ed Davis
5	John Lucas III	15	Amir Johnson	33	Chris Wright
6	Alan Anderson	17	Jonas Valanciunas	34	Aaron Gray

## HOW THE TEAM WAS ASSEMBLED

### DRAFT

2012 – Ross (1st round)

2012 – Acy (2nd round)

2011 – Valanciunas (1st round)

2010 – Davis (1st round)

2009 – DeRozan (1st round)

2006 – Bargnani (1st round)

### TRADE

2012 – Lowry (July 11)

2009 – Johnson (August 18)

### FREE AGENT

2012 – McNeal (September 21)

2012 – Wright (September 21)

2012 – McGuire (September 12)

2012 – Anderson (July 30)

2012 – Lucas (July 27)

2012 – Fields (July 15)

2011 – Gray (December 11)

2011 – Magloire (December 9)

2010 – Kleiza (July 26)

2005 – Calderon (August 3)



# #4 QUINCY ACY



**POSITION:** Forward **HEIGHT:** 6-7 **WEIGHT:** 233  
**BORN:** October 6, 1990 **COLLEGE:** Baylor  
**NBA EXPERIENCE:** Rookie



**HOW ACQUIRED:** Second-round draft choice (37th overall) in 2012.

**CONTRACT STATUS:** Signed through 2013-14 season, with a team option for the following two seasons.

**PROFESSIONAL CAREER:** Participated with the Raptors' entry in the 2012 Las Vegas Summer League ... Averaged 6.0 points and 4.0 rebounds in two outings, with one start ... Sustained a lower back contusion in the second game (vs. Miami on July 15) and missed the final three games ... Had six points and six rebounds in 28 minutes in the opening game July 13 vs. Houston.

**COLLEGE CAREER:** Played four seasons at Baylor ... Finished career as just the second player in program history (Brian Skinner) to be ranked in Top 10 in scoring, rebounding, blocked shots and field goal percentage ... Ranked second all-time in blocked shots (177), third in field goal percentage (.602) and fifth in rebounds (828) ... Was a member of winningest class in program history, boasting 100 career victories ... Averaged 12.0 points, 7.4 rebounds and 1.8 blocks in 29.7 minutes in 38 starts as a senior ... Only player to start in all 38 games ... Named Big 12 All-Defensive team (unanimously) and All-Big 12 Second Team by the coaches, honorable mention All-Big 12 by the Media ... Posted eight double-doubles, 10 double-digit rebounding games and 22 games with multiple blocks ... Was Baylor's lone NCAA South Regional All-Tournament Team selection ... Recorded 22 points and eight rebounds in final game of career, an Elite Eight loss to eventual NCAA champion Kentucky ... Had 20 points and 15 boards in Sweet 16 win over Xavier ... In the regular season, set career high with six blocks vs. Texas-Arlington, and again at Northwestern ... Notched 22 points on 7-of-10 shooting and a career-high 16 rebounds in a comeback win over Texas ... As a junior, led the team in rebounding (7.6) and blocks (1.5) in 31.0 minutes per game, and finished third in scoring (12.4) ... Started first 17 games of the season before moving back to a sixth man role ... Earned All-Big 12 Honorable Mention and Big 12 Co-Sixth Man Award by league's coaches ... Totaled a career-high 25 points and 11 rebounds vs. La Salle ... Finished season with a team-high 21 points and season-high 15 rebounds vs. Oklahoma in Big 12 Championship first round ... In sophomore campaign, averaged 9.3 points and 5.1 rebounds, second on the team, in 23.3 minutes per game as Baylor's sixth man ... Named to Big 12 All-Reserve squad by the media ... Tied a school single-season record by shooting .697 percent from field (136-of-195) ... Scored a season-high 24 points on 12-of-15 shooting vs. Texas ... Notched 20 points on 9-of-10 shooting vs. Jackson St ... Started 10-of-34 games as a freshman, averaging 5.4 points and 3.6 rebounds ... Led team in blocks with 34 ... Named to Big 12 All-Freshman team by the media ... Set Big 12 and Baylor records with 20 consecutive field goals made ... Had 17 points and a season-high 12 rebounds vs. Oklahoma State.

**HIGH SCHOOL CAREER:** Averaged 17.8 points, 7.8 rebounds and 3.0 blocks as a senior ... Was a two-time District 12-5A Co-Defensive Player of the Year ... Led Horn High School in Mesquite, Texas to school's first boys basketball playoff berth in junior season.

**PERSONAL:** Parents are Carlos Acy and Renata King ... His girlfriend attended high school in Los Angeles with the sister of Raptor teammate Amir Johnson.

## NCAA STATISTICS

YEAR	TEAM	G	GS	MIN	FG	FGA	PCT	FT	FTA	PCT	OFF	DEF	REB	AST	ST	TO	BLK	PTS	AVG
08-09	Baylor	34	10	593	72	110	.655	41	72	.469	49	75	124	9	21	33	34	185	5.4
09-10	Baylor	36	0	840	136	195	.697	63	88	.716	65	120	185	11	17	45	28	335	9.3
10-11	Baylor	31	18	960	127	256	.535	111	162	.685	87	150	237	28	29	65	45	385	12.4
11-12	Baylor	38	38	1130	158	274	.577	136	174	.782	99	183	282	38	25	71	70	455	12.0
<b>TOTALS</b>		<b>139</b>	<b>66</b>	<b>3523</b>	<b>503</b>	<b>835</b>	<b>.602</b>	<b>351</b>	<b>496</b>	<b>.708</b>	<b>300</b>	<b>528</b>	<b>828</b>	<b>86</b>	<b>102</b>	<b>214</b>	<b>177</b>	<b>1360</b>	<b>9.8</b>

**Three-point field goals:** 2008-09: 0-0; 2009-10: 0-0; 2010-11: 0-2 (.000); 2011-12: 3-5 (.600); **Totals:** 3-7 (.429).

**Personal fouls / Disqualifications:** 2008-09: 75/2; 2009-10: 84/2; 2010-11: 79/3; 2011-12: 117/2; **Totals:** 355/9.



# #6 ALAN ANDERSON

POSITION: F-G


HEIGHT: 6-6

WEIGHT: 219

BORN: October 16, 1982

COLLEGE: Michigan St.

NBA EXPERIENCE: 3 Years



**HOW ACQUIRED:** Signed to a 10-day contract March 26, 2012.

**CAREER TRANSACTIONS:** **August 9, 2005:** Signed as a free agent by Charlotte; **November 27, 2006:** Waived by Charlotte; **March 17, 2007:** Signed by Charlotte for remainder of season; **March 26, 2012:** Signed by Toronto to a 10-day contract; **April 6, 2012:** Signed by Toronto to a second 10-day contract; **April 16, 2012:** Signed by Toronto for the remainder of season; **July 30, 2012:** Re-signed by Toronto.

**CONTRACT STATUS:** Signed through 2012-13 season.

**2011-12 SEASON:** Averaged 9.6 points, 2.0 rebounds and 27.1 minutes in 17 games with Toronto ... Made 12 starts, averaging 11.8 points, 2.2 rebounds and 33.0 minutes (Apr. 4-26) ... Shot .400 (22-55) from three-point range as a starter ... Scored 11+ points in nine of the last 10 games (Apr. 9-26) ... Tallied a season-best 20 points, making a career-best five three-pointers on a career-high nine attempts, Apr. 26 vs. New Jersey ... Went 0-15 3FGA in a three-game stretch Apr. 18-23 after going 15-23 (.652) in the previous five outings Apr. 9-16 ... Attempted a career-high 18 field goals Apr. 18 at Miami ... Signed for the remainder of the season Apr. 16 ... Contributed a team high-tying 13 points Apr. 11 vs. Philadelphia ... Scored 17 points with four made three-pointers Apr. 9 at Indiana ... Signed a second 10-day contract prior to the game Apr. 6 vs. Cleveland ... Scored a then season-high 13 points in 31 minutes Apr. 4 against Philadelphia, making his first start since Apr. 17, 2006 at New York as a member of the Charlotte Bobcats ... Scored two points in eight minutes during his Raptors debut Mar. 26 vs. Orlando ... Played in China with Shandong FB from November – February ... Averaged 25.5 points, 5.5 rebounds and 35.5 minutes in 31 games ... Scored 54 points Feb. 3 against Zhejiang C. and 50 against Jilin N.E. T. on Jan. 6. ... **NBA D-League:** Averaged 21.5 points and 4.6 rebounds in eight appearances with the Canton Charge ... Shot .550 (60-for-109) from the field and .800 (40-for-50) at the charity stripe.

**PROFESSIONAL CAREER:** Has averaged 6.7 points, 1.9 rebounds and 18.3 minutes in 70 appearances (19 starts) with Charlotte and Toronto ... Is shooting .381 (55-139) from three-point range and .827 (81-98) from the charity stripe ... **NBA D-League:** In three NBA D-League campaigns, has appeared in 44 games, with 24 starts, averaging 18.0 points, 4.6 rebounds and 31.5 minutes ... **2010-11:** In December joined Regal FC Barcelona of the Spanish ACB after starting the season in the NBA D-League ... Averaged 10.6 points and 2.9 rebounds in 30 Spanish League contests and 11.4 points and 3.1 rebounds in 10 Euroleague games ... **NBA D-League:** In 10 games with New Mexico, averaged 21.1 points, 5.8 rebounds, 5.0 assists and 37.4 minutes, while shooting .531 per cent from the field ... **2009-10:** Played for Israel-Premier League superpower Maccabi Tel-Aviv ... Averaged 10.3 points and 2.4 rebounds in regular season play ... Upped averages to 13.7 points and 3.6 rebounds in 20 Euroleague outings ... Led Maccabi to the Israeli Cup title ... **2008-09:** Began the season with Triumph Lyubertsy in the Russia A-Superleague and moved to KK Cibona VIP Zagreb in the Croatian-A1 league in January ... Averaged 11.7 points and 4.1 rebounds with Triumph in seven league games ... Appeared in 13 league games with KK Cibona, averaging 18.4 points and 5.6 rebounds ... Made eight Euroleague outings with KK Cibona posting an average of 15.3 points and 4.8 rebounds ... Won the Croatian League regular season championship as well as the Croatian Cup ... **2007-08:** Averaged 14.4 points and 4.9 rebounds with La Fortezza Bologna in the Italy-SerieA ... Saw action in nine Euroleague contests, averaging 11.2 points and 3.0 boards ... **2006-07:** Appeared in 17 games with Charlotte, averaging 4.5 points and 1.5 rebounds in 12.2 minutes ... Missed eight games at the beginning of the season due back spasms and was waived Nov. 20 ... Re-signed with the Bobcats on Mar. 17 and appeared in 11 of the final 16 games ... Reached double digit scoring four times ... Shot 9-13 from the field, scoring a career-high 24 points to go with five assists and a season-high five rebounds Apr. 14 at Milwaukee ... In first five games back, shot 14-24 from the field and made 11-12 free throws ... Shot five-for-seven from the field and posted two rebounds Mar. 21 against Boston ... **NBA D-League:** Saw action in 26 games with Tulsa, averaging 15.8 points, 3.8 rebounds and 28.7 minutes ... **2005-06:** Started in seven of 36 appearances for Charlotte and averaged 5.8 points and 1.9 rebounds in 15.3 minutes ... Reached double-figure scoring seven times, including three 15-plus point performances ... Bobcats were 4-3 with Anderson in the starting lineup... Recorded a then career-high 18 points at New York on Apr. 17, shooting six-of-10 from the field, connecting on three-of-three from beyond the arc ... Scored nine points with a season-high nine rebounds against Indiana on Apr. 15 ... In first NBA appearance Nov. 12 at Miami, scored eight points and recorded two rebounds, four assists, one steal and a block in 19 minutes ... Appeared in six games with the Bobcats' 2005 summer league entry at the Rocky Mountain Revue ... Averaged 7.7 points and 2.5 rebounds in 20.2 minutes ... In one summer league start, scored 16 points on seven-of-10 shooting from the field, with six rebounds, in 33 minutes against Atlanta.

**COLLEGE CAREER:** Averaged 9.5 points, 4.1 rebounds and 2.4 assists in four seasons at Michigan State (2001-05) ... Finished career ranked third all-time at MSU for free throw percentage (.831), fifth in free throws made (379), ninth in games started (110) and 22nd in points (1,195) ... Named All-Big Ten Second Team as a senior and led the conference in free throw percentage (.877) ... Averaged 13.2 points, 5.5 rebounds and 1.6 assists in 33 starts ... Reached double figure scoring 28 times, including a season-high 28 points against Wisconsin on Feb. 24, after connecting on 10-10 from the field and seven-for-seven from the free throw line ... Recorded 13 points and nine rebounds against Kentucky in the 2005 NCAA Tournament Elite Eight, making four consecutive free throws in the final 12 seconds of double overtime to

# ALAN ANDERSON



secure the Spartans' trip to the Final Four, where they faced eventual NCAA Champion North Carolina ... A tri-captain his junior year, averaged 8.1 points, 3.2 assists and 3.1 rebounds and ranked fifth in the Big Ten in free throw percentage (.805) ... As a sophomore, connected on 14-14 from the free throw line against Ohio State on Jan. 9, 2003 to tie for fourth-best in Michigan State history ... Was named co-Most Valuable Player of the team ... That season, averaged 9.8 points and 3.6 rebounds and led the Spartans in free throws made (128), free throws attempted (152) and free-throw percentage (.842) ... Ranked fifth in the Big Ten in free-throw percentage, 11th in assists (3.3) and eighth in assists-to-turnover ratio (1.3) ... During his freshman season, was the co-recipient of the team's defensive player award and averaged 6.5 points and 4.2 rebounds.

**PERSONAL:** Wore the number 15 at Michigan State for his one of his favourite players, Vince Carter ... Graduated from MSU in four years with a family community services major ... 2001 Minneapolis/St. Paul Metro Player of the Year ... 2001 Parade Magazine Fifth-Team All-American ... Averaged 21.2 points, 5.1 rebounds and 7.2 assists as a senior, leading DeLaSalle (Minneapolis, Minn.) to a 21-3 record ... Named the number-one surprise player of the summer of 2000 by The Sporting News after a strong showing at the Nike Camp in Indianapolis ... Entered his senior season rated the No. 19 player in the nation by Bob Gibbons and No. 22 by Rivals.com ... Participated in the 2000 USA Basketball Youth Development Festival, helping the North squad capture the Gold Medal ... Averaged 21.3 points as a junior, helping his team to a 24-5 record ... 2000 first-team All-Minnesota honoree ... Earned 2000 All-State Tournament honours ... 2000 second-team AAU All-American, playing for Team Minnesota ... Averaged 15.4 points as a sophomore at Edison High School ... Scored 13.2 points per game as a freshman ... Led his football team to a state championship as a junior playing wide receiver ... Honour roll student.

## CAREER HIGHS:

Points	24, Charlotte at Milwaukee, 4/14/2007	Off. Rebounds	4, Charlotte at Milwaukee, 4/14/2007
FGM	10, Charlotte at Milwaukee, 4/14/2007	Def. Rebounds	6, Charlotte vs. Indiana, 4/15/2006
FGA	18, Toronto at Miami, 4/18/2012	Total Rebounds	8, Charlotte at Milwaukee, 4/14/2007 (twice)
3PM	5, Toronto vs. New Jersey, 4/26/2012	Assists	4, Toronto vs. New Jersey, 4/26/2012 (6 times)
3PA	9, Toronto vs. New Jersey, 4/26/2012	Steals	3, Charlotte vs. Toronto, 2/10/2006
FTM	5, Toronto at Milwaukee, 4/23/2012 (twice)	Blocks	1, Toronto vs. Atlanta, 4/16/2012 (7 times)
FTA	6, Charlotte at Chicago, 4/13/2007	Minutes	47, Charlotte vs. Indiana, 4/15/2006

## NBA STATISTICS

YEAR	TEAM	G	GS	MIN	FG	FGA	PCT	FT	FTA	PCT	OFF	DEF	REB	AST	ST	TO	BLK	PTS	AVG
05-06	Cha	36	7	564	75	181	.414	33	41	.805	23	47	70	32	11	32	4	207	5.8
06-07	Cha	17	0	256	37	81	.457	19	23	.826	11	21	32	21	7	22	0	98	5.8
11-12	Tor	17	12	461	55	142	.387	29	34	.853	8	26	34	26	5	25	3	163	9.5
<b>TOTALS</b>		<b>70</b>	<b>19</b>	<b>1281</b>	<b>167</b>	<b>404</b>	<b>.413</b>	<b>81</b>	<b>98</b>	<b>.827</b>	<b>42</b>	<b>94</b>	<b>136</b>	<b>79</b>	<b>23</b>	<b>79</b>	<b>7</b>	<b>468</b>	<b>6.7</b>

**Three-point field goals:** 2005-06: 24-58 (.414); 2006-07: 5-20 (.250); 2011-12: 24-61(.393); **Totals:** 53-139 (.381).  
**Personal fouls / Disqualifications:** 2005-06: 48/0; 2006-07: 33/0; 2011-12: 35/0; **Totals:** 116/0.

## NBA D-LEAGUE STATISTICS

YEAR	TEAM	G	GS	MIN	FG	FGA	PCT	FT	FTA	PCT	OFF	DEF	REB	AST	ST	TO	BLK	PTS	AVG
06-07	Tul	26	8	747	152	279	.545	87	100	.870	47	53	100	69	27	80	0	410	15.8
10-11	NMx	10	9	374	69	130	.531	54	66	.818	12	46	58	50	13	34	1	211	21.1
11-12	Can	8	7	265	60	109	.550	40	50	.800	7	30	37	24	7	30	1	172	21.5
<b>TOTALS</b>		<b>44</b>	<b>24</b>	<b>1386</b>	<b>281</b>	<b>518</b>	<b>.542</b>	<b>181</b>	<b>216</b>	<b>.838</b>	<b>66</b>	<b>129</b>	<b>195</b>	<b>143</b>	<b>47</b>	<b>144</b>	<b>2</b>	<b>793</b>	<b>18.0</b>

**Three-point field goals:** 2006-07: 19-42 (.452); 2010-11: 19-50 (.380); 2011-12: 12-33 (.364); **Totals:** 50-125 (.400).  
**Personal fouls / Disqualifications:** 2006-07: 77/0; 2010-11: 36/0; 2011-12: 24/0; **Totals:** 137/0.







# #7 ANDREA BARGNANI

**POSITION:** Forward-Centre

**HEIGHT:** 7-0

**WEIGHT:** 255

**BORN:** October 26, 1985

**COUNTRY:** Italy

**NBA EXPERIENCE:** 6 Years





**HOW ACQUIRED:** First-round draft choice (first overall) in 2006.

**CAREER TRANSACTIONS:** July 8, 2009: Re-signed to a multi-year contract extension by Toronto.

**CONTRACT STATUS:** Signed a contract extension through 2014-15 season, with an early termination option.

**2011-12 SEASON:** Missed the final nine games of the season with a sore left calf and 35 total with the calf injury ... Led the team in scoring (19.5) and averaged 5.5 rebounds (fourth on the team) and 33.3 minutes (third) ... Had five games of 30 or more points ... Ranked 10th in the NBA with a career-best 873 (151-for-173) free throw shooting percentage ... Shot a career-low .296 (34-115) from three-point range ... Paced the team in scoring 13 times ... Scored 18+ points in six consecutive games (Mar. 28 – Apr. 6) ... Became the fourth player in team history to eclipse the 6,000 career point mark Mar. 28 vs. Denver ... Made his return Mar. 10 at Detroit after missing 20 contests (Jan. 13 – Mar. 7) with a strained left calf he reinjured in the first overtime Jan. 25 at Utah ... Returned to the starting lineup Jan. 24 at Phoenix and scored a season-high 36 points; shot a career-best 12-for-12 at the free throw line against the Suns and recorded a season-high 18 points in the third quarter ... Missed six consecutive games (Jan. 13-22) with a strained left calf ... Sustained his original calf injury with 3:13 remaining in the third quarter Jan. 11 vs. Sacramento; had his second double-double of season with 10 points and 10 rebounds ... Matched a then season-high with 31 points Jan. 9 vs. Minnesota ... Recorded first double-double with 21 points and season-best 11 rebounds Jan. 7 at Philadelphia ... Tallied a then season-high 31 points Jan. 4 vs. Cleveland ... Averaged 27.5 points in a four-game stretch Dec. 30 – Jan. 4 ... Scored 20+ points in the home opener for the fourth time in his career joining Chris Bosh and Vince Carter as the only players in team history to accomplish the feat.

**PROFESSIONAL CAREER:** Has averaged 15.4 points, 4.9 rebounds and 30.5 minutes in 398 NBA regular season games ... Is shooting .824 (1099-1,334) from the charity stripe ... Averaging 8.9 points and 2.8 rebounds in 11 postseason outings ... Played three seasons with Benetton in Italy's Lega A and one season with Stella Azzura Roma in the Serie B2 Division ... Averaged 13.0 points, 6.0 rebounds, 1.8 steals and 1.3 blocks in 85 career Lega A games with Benetton ... Played in 38 Euroleague games with Benetton, where he averaged 6.8 points and 2.9 rebounds ... Played in five Toshiba Vegas Summer League games with the Raptors in 2006, averaging a team-high 13.2 points, with 3.8 rebounds and 1.0 blocks in 26.2 minutes ... Scored 20 points in his Summer League debut, going 7-of-11 from the field ... Had 13 points, five rebounds, one steal and two blocks in 22 minutes as a member of Benetton on Oct. 20, 2003 in a preseason loss, 86-83, to the Raptors at Air Canada Centre ... **2010-11:** Missed eight of the last 10 games (Mar. 26 – Apr. 13) due to a sore right ankle ... Averaged career highs in points (21.4) and minutes (35.7) ... Ranked 15th in NBA scoring ... Led the team in scoring, 3FGM (77) and 3FGA (223) ... Paced the team in scoring 39 times and on the glass 10 times ... Had a team high of 30 or more points nine times ... Averaged a team-high 20.8 points during 12 games in March ... Made his 500th career three-pointer Mar. 18 vs. Washington, joining Morris Peterson (801) and Vince Carter (554) as the only players in team history to reach 500 three-pointers; also shot 15-of-18 (both career highs) from the foul line against the Wizards ... Posted his second double-double of the season with a game-high 35 points and 12 rebounds in a career-high 52 minutes in 3OT Mar. 5 at New Jersey (in London, England) ... Scored in double-figures in 26 consecutive games, with 17 games of 20 or more points, from Jan. 4 – Feb. 25) ... Scored 20+ points in six consecutive games (Feb. 4-16) ... Had a game-high 38 points Feb. 16 vs. Miami ... Recorded back-to-back 29-point games at home against San Antonio and Portland (Feb. 9-11) ... Contributed a game-high 31 points while grabbing nine rebounds, including a career-high six offensive boards, in 35 minutes Jan. 14 vs. Detroit ... Returned to the starting lineup Jan. 4 at Chicago and led the team with 23 points and six rebounds ... Missed four consecutive games (Dec. 27 - Jan. 2) with a strained left calf ... Led all scorers with 32 points, including 24 points in the second-half, vs. New Jersey on Dec. 17 ... Recorded the first 40-point game of his career with 41 points Dec. 8 at New York ... Registered his first double-double of the season with 26 points and a season-high 12 rebounds Dec. 3 vs. Oklahoma City ... Scored 20+ points in four consecutive games to open the season (Oct. 27 - Nov. 3) ... Recorded team highs of 26 points and nine rebounds Nov. 3 at Utah ... Made a three-pointer at the 10:05 mark of the second quarter Oct. 29 vs. Cleveland, moving into third on the team's all-time career three-point field goal list ahead of Doug Christie (431) ... **2009-10:** Averaged 17.2 points, 6.2 rebounds and 1.39 blocks in 80 games (all starts) ... Shot a career-best .470 from the field ... Led the team in three-pointers made (121), three-pointers attempted (325) and blocks (111) ... Ranked 17th in the NBA with 1.39 blocks ... Led the team in scoring 15 times and rebounding 10 times ... Had a career-high 27 games with 20+ points ... Match his career-high with five three-points Apr. 12 at Detroit and led the team with 33 points ... Reached the 100-block plateau for the first time in his career Apr. 4 vs. Golden State ... Earned his career-high 10th double-double Mar. 26 vs. Denver with 14 points and a team-high 15 rebounds ... Scored a then career-high 34 points Feb. 2 at Indiana ... Averaged 19.0 points, 5.8 rebounds and 1.7 blocks during 10 games in February ... Had a streak of 15 consecutive games with at least one block between Jan. 17 and Feb. 24 ... Missed two games – Jan. 22 at Milwaukee with a sore lower back and Dec. 9 at Milwaukee with a sore right ankle ... Grabbed a career-high 17 rebounds Jan. 11 at Indiana ... Recorded back-to-back double-doubles for the first time in his career Nov. 20 vs. Miami (24 pts/11 rebs) and Nov. 18 at Utah (10 pts/11 rebs) ... Scored a game-high 28 points in 30 minutes during the season opener Oct. 28 vs. Cleveland ...



**2008-09:** Averaged 15.4 points, 5.3 rebounds, 1.24 blocked shots and 31.4 minutes in 78 games ... Averaged 17.7 points and 5.9 rebounds in 59 starts ... Paced the team in scoring on 15 occasions ... Topped 20 or more points 23 times ... Scored in double figures in 41 of his final 45 starts, with 20 or more points in 24 of those contests ... Posted six double-doubles ... Missed three of the final five games with a sore left heel ... Tied a career high with six blocked shots Apr. 12 vs. Philadelphia ... Led the team with 23 points Apr. 4 at New York ... Sat out the Mar. 22 contest vs. New York (sore left heel); his first game missed since Dec. 9, 2007 vs. Houston (130 games) ... Matched his season high with 10 field goals Mar. 20 vs. Charlotte ... Scored a game-high 27 points and added nine rebounds Mar. 15 vs. Indiana ... Led the team in scoring for the second time in as many games with a team high-tying 26 points Feb. 24 vs. Minnesota (28 points Feb. 22 vs. New York) ... Appeared in 200th career game Feb. 20 at New York, becoming the 11th player in franchise history to play 200 games ... Averaged 19.8 points and 6.2 rebounds, while shooting .487 (111-for-228) from the field and .480 (36-for-75) from three-point range in January ... Had a streak of 15 consecutive games with 15 or more points from Dec. 31 – Jan. 25 ... Moved into the starting lineup Dec. 31 and started all 45 of his remaining appearances ... Scored a then career-high 31 points, with a career-best nine made free throws, Jan. 14 vs. Chicago ... Set an NBA record for the longest streak of consecutive games with two or more three-pointers by a starting centre with 10 (Dec. 31 – Jan. 16) ... Scored a team-best 25 points Jan. 7 at Washington ... Started in place of Jermaine O'Neal (right knee contusion) Dec. 31 vs. Denver and posted team highs with 26 points and five blocks ... Matched his then career-high with 11 rebounds and added a team-best 19 points and four blocks Nov. 30 at Los Angeles ... Scored 29 points in a then career-high 49 minutes Nov. 21 vs. New Jersey ... Led the team in scoring with a team-high 25 points Nov. 19 at Miami ... Scored 12 points and added four rebounds and three assists Nov. 16 vs. Miami in first regular season start since March 23, 2008 (vs. Denver) ... Led the bench with 19 points and added five rebounds and three blocks Oct. 31 vs. Golden State ... **2007-08:** Averaged 10.2 points and 3.7 rebounds in 78 games, with 53 starts ... Totalled 20-plus points on 11 occasions ... Made three or more three-pointers in 13 games ... Made 61-of-67 (.910) free throws over the season's final 32 games ... Started for the Sophomore team in T-Mobile Rookie-Sophomore game during All-Star Weekend, finishing with eight points in 17:14 minutes ... Made seven-of-eight field goal attempts for 16 first-quarter points Mar. 23 vs. Denver ... Played a season-high 48 minutes, scoring 27 points with a career high-tying five three-pointers, Mar. 7 vs. Washington ... Left during the third quarter Mar. 5 at Miami with a shifted front tooth after a flagrant foul by Alexander Johnson ... Scored in double figures in nine of 10 games from Jan. 23 – Feb. 13, averaging 15.8 points ... Scored a season-high 28 points Feb. 1 vs. L.A. Lakers ... Averaged 15.1 points and 4.7 rebounds while shooting .857 (30-for-35) from the line in 12 February games ... Scored a team-high 27 points and added a game high-tying nine rebounds Feb. 29 vs. Indiana ... Had a team-high 25 points to go with seven rebounds and five assists Feb. 24 vs. New York ... Dished out a career-high seven assists Jan. 23 at Boston ... Played in his 100th career game in the NBA Jan. 18 vs. Atlanta ... Missed four games with a hyper-extended left knee (Dec. 3-9) ... Made second consecutive start Nov. 21 at Memphis, finishing with lone double-double of the season (13 points, 11 rebounds) ... Led the team with 20 points opening night Oct. 31 vs. Philadelphia ... **Playoffs:** Averaged 6.4 points, 1.4 rebounds and 20.8 minutes in five playoff games vs. Orlando, all starts ... Had highs of nine points in Games 2 and 3 ... **2006-07:** Averaged 11.6 points, fourth on the team, 3.9 rebounds and 25.1 minutes in 65 games, including two starts ... Named to the All-Rookie First Team and finished second in Rookie of the Year voting ... Selected as T-Mobile Eastern Conference Rookie of the Month for January and February ... Ranked third among rookies in scoring and fifth with 0.82 blocked shots ... Had four games of 20+ points and two of 10+ rebounds ... Had a string of nine consecutive games with a made three pointer from Feb. 28 – Mar. 16, shooting .400 (24-for-60) from that range during the stretch ... Underwent a successful emergency appendectomy Mar. 21 and missed 14 games ... Returned to action Apr. 18 vs. Philadelphia to score a bench-high 17 points ... Registered a team-high 20 points on eight-of-12 shooting from the floor Feb. 28 at Houston ... Grabbed a career-high 11 rebounds Feb. 24 at Charlotte ... Started for the Rookie team in the T-Mobile Rookie-Sophomore Challenge on Feb. 17 at the 2007 All-Star Game in Las Vegas, finishing with 12 points in 23 minutes ... Led all bench scorers with 22 points and made four-of-eight three-point attempts Feb. 13 at Chicago ... Netted a team-high 22 points on eight-of-13 shooting from the field, including four-of-seven from beyond the arc, Jan. 9 at New Jersey ... Connected on the game-winning basket in overtime Dec. 22 at Portland, finishing with 11 points ... Registered lone double-double of the season with 18 points and 10 rebounds Dec. 17 vs. Golden State; also blocked a career-high six shots in that contest ... Scored a season-high 23 points Dec. 23 at Orlando, making a career-best five three-pointers ... Made his first NBA start Dec. 10 vs. Portland, and scored eight points ... Recorded a pair of blocked shots in his first NBA game Nov. 1 at New Jersey to tie Chris Bosh for the franchise rookie debut record ... **Playoffs:** Averaged 11.0 points, 4.0 rebounds and 30.2 minutes in six games ... Started the final three games of the first-round series vs. New Jersey and averaged 17.0 points (17-28 FG, .607), 5.0 rebounds and 40 minutes ... Was six-for-nine (.667) from three-point range over those final three games ... Had a high of 18 points in Game 5 ... **2005-06:** Led Benetton to Italy's Lega A Championship, downing Climarnio Bologna in the championship series, 3-1 ... Was named Top European Young Player of the Year ... Averaged 15.3 points, 7.1 rebounds, 1.7 blocks and 1.8 steals in 47 games for Benetton in Lega A play ... Posted a season-high 25 points against Rome ... Shot .528 (153-290) from the field, .408 (89-218) from three-point range and .798 (146-183) from the charity stripe ... Led Lega A with 82 blocks ... In Euroleague competition, averaged 10.9 points, 4.1 rebounds and 1.3 blocks ... Shot .558 (43-77) from the field, .434

(23-53) from three-point land and .712 (42-59) at the charity stripe ... Recorded a season-best 20 points against Panathinaikos and Strasbourg ... Had a high of nine rebounds versus Efes Pilsen and Panathinaikos ... **2004-05:** Helped Benetton to a second consecutive Italian Cup ... Averaged 12.2 points and 5.4 rebounds in 28 Lega A contests, shooting a career-best .623 (114-183) from the field ... Averaged 3.7 points and 2.1 rebounds in 18 Euroleague contests ... Was six-for-12 (.500) from three-point range ... **2003-04:** Was a member of Benetton's Italian Cup winning team ... Saw limited playing time in his first season with Benetton, averaging 4.9 points and 2.0 boards in 10 Lega A outings ... Shot .545 (12-22) from the field ... Averaged 2.4 points and 1.5 rebounds in eight Euroleague games ... **2002-03:** Averaged 13.2 points and 4.5 rebounds in 23 games for Stella Azzura Roma in Serie B2 Division ... Shot .588 (87-148) from the field, .364 (24-66) from three-point range and .817 (58-71) from the foul line ... Played in eight Euroleague contests, where he averaged 2.4 points and 1.5 rebounds.

**PERSONAL:** Pronounced AN-dre-ah BARN-neon-ee ... First European to be selected with the number one pick in an NBA Draft ... Joined Andrew Bogut (Australia, Milwaukee, 2006) and Yao Ming (China, Houston, 2002) as the only international players to be first overall draft picks ... Selected uniform number 11 but gave it to T.J. Ford when Ford was acquired from Milwaukee ... Raptors Vice-President, International Scouting Maurizio Gherardini was general manager of Benetton Treviso during Bargnani's three seasons with the club ... Was a teammate at Benetton of former Raptor Jorge Garbajosa (2003-04) ... Played for the Italian Under-18 and Under-16 National Teams.

## CAREER HIGHS

Points	41, Toronto at New York, 12/8/2010	Off. Rebounds	6, Toronto vs. Detroit, 1/14/2011
FGM	16, Toronto at New York, 12/8/2010	Def. Rebounds	13, Toronto at Indiana, 1/11/2010
FGA	28, Toronto at New Jersey, 3/5/2011	Total Rebounds	17, Toronto at Indiana, 1/11/2010
3PM	5, Toronto vs. Miami, 2/16/2011 (10 times)	Assists	7, Toronto at Boston, 1/23/2008
3PA	10, Toronto vs. New Jersey, 11/21/2008 (3 times)	Steals	4, Toronto vs. LA Clippers, 2/8/2008 (twice)
FTM	15, Toronto vs. Washington, 3/18/2011	Blocks	6, Toronto vs. Philadelphia, 4/12/2009 (twice)
FTA	18, Toronto vs. Washington, 3/18/2011	Minutes	52, Toronto at New Jersey, 3/5/2011

## NBA STATISTICS

YEAR	TEAM	G	GS	MIN	FG	FGA	PCT	FT	FTA	PCT	OFF	DEF	REB	AST	ST	TO	BLK	PTS	AVG
06-07	Tor	65	2	1629	267	625	.427	117	142	.824	52	203	283	50	32	107	53	751	11.6
07-08	Tor	78	53	1861	280	725	.386	142	169	.840	50	238	288	89	23	88	37	792	10.2
08-09	Tor	78	59	2453	431	958	.450	221	266	.831	70	346	416	94	34	135	97	1202	15.4
09-10	Tor	80	80	2799	537	1143	.470	181	234	.774	105	388	493	93	25	120	111	1376	17.2
10-11	Tor	66	66	2353	525	1173	.448	267	350	.820	74	269	343	119	34	152	46	1414	21.4
11-12	Tor	31	31	1032	209	484	.432	151	173	.873	24	148	172	60	18	69	15	603	19.5
<b>TOTALS</b>		<b>398</b>	<b>291</b>	<b>12127</b>	<b>2249</b>	<b>5108</b>	<b>.440</b>	<b>1099</b>	<b>1334</b>	<b>.824</b>	<b>375</b>	<b>1592</b>	<b>1967</b>	<b>506</b>	<b>166</b>	<b>671</b>	<b>359</b>	<b>6138</b>	<b>15.4</b>

**Three-point field goals:** 2006-07: 100-268 (.373); 2007-08: 90-261 (.345); 2008-09: 119-291 (.408); 2009-10: 121-325 (.376); 2010-11: 77-223 (.345); 2011-12: 34-115 (.296); **Totals:** 541-1483 (.365).

**Personal fouls / Disqualifications:** 2006-07: 180/0; 2007-08: 211/1; 2008-09: 242/2; 2009-10: 215/3; 2010-11: 160/0; 2011-12: 52/0; **Totals:** 1060/6.

## NBA PLAYOFF STATISTICS

YEAR	TEAM	G	MIN	FG	FGA	PCT	FT	FTA	PCT	OFF	DEF	REB	AST	ST	TO	BLK	PTS	AVG
06-07	Tor	6	181	22	46	.478	15	19	.789	3	21	24	6	5	7	3	66	11.0
07-08	Tor	5	104	13	39	.333	2	2	.1000	1	6	7	2	4	2	3	32	6.4
<b>TOTALS</b>		<b>11</b>	<b>285</b>	<b>35</b>	<b>85</b>	<b>.389</b>	<b>17</b>	<b>21</b>	<b>.810</b>	<b>4</b>	<b>27</b>	<b>31</b>	<b>8</b>	<b>9</b>	<b>9</b>	<b>6</b>	<b>98</b>	<b>8.9</b>

**Three-point field goals:** 2006-07: 7-17 (.412); 2007-08: 4-16 (.250); **Totals:** 11-33 (.333).

**Personal fouls / Disqualifications:** 2006-07: 16/0; 2007-08: 15/0; **Totals:** 31/0.

## ITALIAN LEGA A STATISTICS

YEAR	TEAM	G	FG	FGA	PCT	FT	FTA	PCT	REB	AST	ST	BLK	PTS	AVG
03-04	Benetton	10	12	22	.545	7	16	.438	20	5	5	2	49	4.9
04-05	Benetton	28	114	183	.623	56	75	.747	151	26	65	25	341	12.2
05-06	Benetton	47	153	290	.528	146	183	.798	336	38	86	82	719	15.3
<b>TOTALS</b>		<b>85</b>	<b>279</b>	<b>495</b>	<b>.564</b>	<b>209</b>	<b>274</b>	<b>.763</b>	<b>507</b>	<b>69</b>	<b>156</b>	<b>109</b>	<b>1109</b>	<b>13.0</b>

**Three-point field goals:** 2003-04: 6-11 (.545); 2004-05: 19-77 (.247); 2005-06: 89-218 (.408); **Totals:** 114-306 (.373).

## EUROLEAGUE STATISTICS

YEAR	TEAM	G	FG	FGA	PCT	FT	FTA	PCT	REB	AST	ST	BLK	PTS	AVG
03-04	Benetton	8	5	6	.833	6	8	.750	12	0	2	1	19	2.4
04-05	Benetton	12	12	24	.500	2	5	.400	25	2	2	2	44	3.7
05-06	Benetton	18	43	77	.558	42	59	.712	74	9	24	17	197	10.9
<b>TOTALS</b>		<b>38</b>	<b>60</b>	<b>107</b>	<b>.561</b>	<b>50</b>	<b>72</b>	<b>.694</b>	<b>111</b>	<b>11</b>	<b>28</b>	<b>20</b>	<b>260</b>	<b>6.8</b>

**Three-point field goals:** 2003-04: 1-5 (.200); 2004-05: 6-12 (.500); 2005-06: 23-53 (.434); **Totals:** 30-70 (.429).

**JOSE CALDERON**



# #8 JOSE CALDERON



**POSITION:** Guard **HEIGHT:** 6-3 **WEIGHT:** 208  
**BORN:** September 28, 1981 **COUNTRY:** Spain  
**NBA EXPERIENCE:** 7 Years

**HOW ACQUIRED:** Signed as a free agent by Toronto on August 3, 2005.

**CAREER TRANSACTIONS:** **August 3, 2005:** Signed as free agent by Toronto; **July 9, 2008:** Re-signed to a multi-year contract extension by Toronto.

**CONTRACT STATUS:** Signed a contract extension through 2012-13 season.

**2011-12 SEASON:** Averaged 10.5 points, a team-high 8.8 assists, and 33.9 minutes in 53 games, all starts ... Assist average ranked fourth in the NBA, while he topped the league in assist/turnover ratio at 4.50 ... Paced the team in assists on 45 occasions and finished first on the club with 11 double-doubles ... Recorded 10 or more assists in 22 games ... Led the team at .882 (60-68) accuracy at the charity stripe ... Missed the final seven games (Apr. 13-26) due to a right eye injury and DNP-CD ... Left the Apr. 11 game vs. Philadelphia at the 4:56 mark of the third quarter and received three stitches to close a cut above his right eye ... Scored a team-best 19 points Apr. 8 at Oklahoma City ... Did not dress Apr. 6 vs. Cleveland due to a swollen right eye ... Exited with 5:21 remaining in the second quarter Apr. 4 at Philadelphia after taking an inadvertent elbow to his right eye; returned to start second half with four stitches to close the wound ... Dished out 10+ assists in seven of eight games, averaging 11.1 (Mar. 23 – Apr. 4) ... Logged a season-high 45 minutes Mar. 24 at Chicago ... Missed five straight games due to a sprained right ankle (Mar. 11-16) after sustaining the injury at the 3:49 mark of the second quarter Mar. 10 at Detroit ... Totaled 17 points and 12 assists March 7 vs. Houston ... Averaged 12.0 points and 9.4 assists in February ... Matched career high with eight defensive rebounds Feb. 22 vs. Detroit ... Led the team with 25 points Feb. 14 vs. New York, marking the fourth time in his career he'd recorded back-to-back games of 20+ points ... Set career highs for points (30) and field goals (13) Feb. 12 vs. L.A. Lakers ... Became the second player in team history to have 14+ assists without a turnover Feb. 10 vs. Boston (Stoudamire, 1997) ... Set season highs with 17 assists and eight rebounds Feb. 3 vs. Washington ... Dished out 10+ assists three straight games (Jan. 1-4) ... Recorded his 3,000th assist Jan. 1 at Orlando ... Opened season with a double-double (15 points, 11 rebounds) in a win at Cleveland, Dec. 26.

**PROFESSIONAL CAREER:** Has averaged 9.9 points, 7.2 assists and 28.4 minutes in 480 regular season NBA games ... Is the franchise leader in free throw percentage at .875 (686-784) ... Owns averages of 12.5 points, 7.0 assists and 24.2 minutes in 11 playoff appearances ... Played six seasons in the Spanish pro leagues, including 2001-05 with Tau Cerámica Sasaki Baskonia Vitoria, averaging 10.9 points, 2.2 rebounds and 2.0 assists in 214 games ... Competed for Tau Vitoria in three Euroleague campaigns where he averaged 9.0 points, 2.5 rebounds and 2.1 assists in 58 games ... Garnered a silver medal as part of Spain's national team at the 2012 Olympics ... Was a member of the Spain's silver medal team at the 2008 Olympics in Beijing ... Injured his hamstring and missed the 2010 FIBA World Championships ... Helped Spain to the 2006 FIBA World Championship title, averaging 7.2 points, 3.2 assists and less than one turnover per game ... Was a teammate of former Raptor Jorge Garbajosa on Spain's 2006 World Championship team and its 2004 and 2008 Olympic Games entries ... Named to Spain's National Team for the 2002 World Championship of Basketball in Indianapolis ... **2010-11:** Missed seven of the last eight games (Apr. 2-13) due to a sore left hamstring ... Averaged 9.8 points, 8.9 assists and 30.9 minutes ... Ranked fifth in the NBA in assists (8.9) and second in assists-per-turnover at 4.09 (605-to-148) ... His assist average tied his career best (8.9) ... Set a franchise record with seven games of 15 or more assists ... Ranked second on the team in double-doubles (12) and steals (81) ... Led the club in assists in 60 of his 68 games ... Averaged a team-high 8.1 assists along with 11.0 points during 14 games in March ... Tied or led the team in assists 24 straight games (Jan. 26 - Mar. 18) ... Scored a season-best 22 points Mar. 1 vs. New Orleans ... Grabbed a team-high eight rebounds Feb. 27 vs. Dallas ... Averaged 7.0 points and 11.4 assists during 11 games in February ... Recorded 10+ assists in a career-high six consecutive games (Feb. 9-23) ... Matched a franchise record with 19 assists Feb. 4 vs. Minnesota ... Tied a career-high with nine rebounds Jan. 29 at Minnesota ... Finished with 14 points and 13 assists in a season-high 42 minutes Jan. 22 at the Heat ... Matched a then season-high with 21 points and tied a career-high with nine rebounds (with a career-best eight defensive boards) Jan. 15 at Washington; also posted a game-high 15 assists with only one turnover against the Wizards ... Recorded 10+ assists in six of seven games (Dec. 17 – Jan. 5) ... Contributed a then season-high 17 assists in 38 minutes Jan. 5 at Cleveland ... Did not play Jan. 4 at Chicago due to a sprained right ankle ... Did not dress Dec. 28 at Dallas with a sore left foot ... Provided 20 points and a game-high 12 assists Dec. 19 vs. the L.A. Lakers ... Returned to the lineup Dec. 17 vs. New Jersey and had 15 points and 14 assists after missing four games with a sore left foot (Dec. 10-15) ... Dished-out 15 assists Dec. 3 vs. Oklahoma City ... Scored 10+ points in five consecutive games (Nov. 17-26) ... Made his first start of the season Nov. 21 vs. Boston ... Averaged 7.6 points, 5.4 assists and 21.6 minutes in 13 games off the bench (Oct. 27 - Nov. 19) ... Recorded a team-high seven assists off the bench on opening night Oct. 27 vs. New York ... **2009-10:** Averaged 10.3 points and a team-high 5.9 assists in 68 appearances (39 starts) ... Ranked third in the NBA with a 4.08 assist-per-turnover ratio (404 assists, 99 turnovers) ... Set a career high with seven three-pointers Mar. 13 at Golden State; also had a season-high 24 points and season-high 12 assists against the Warriors ... Led the team in assists 40 times and in scoring twice ... Averaged 10.3 points and 6.3 assists during 39 games as a starter ... Started the first 22 games and the final 17 games of the season ... Missed 14 games due to injury ... Placed on the inactive list Dec. 8-9 with a sore left hip and returned to play seven minutes Dec. 11 vs. Atlanta before missing the next 10 games (Dec. 13 – Jan. 3) with the





same injury ... Was inactive Feb. 3 vs. New Jersey with a sore right ankle and Mar. 1 at Houston with a right elbow laceration ... Had a career-high streak of 124 consecutive minutes without a turnover between Nov. 27 – Dec. 1 ... Recorded his 2,000th career assist in the first quarter Nov. 9 at San Antonio ... **2008-09:** Averaged career highs of 12.8 points, 8.9 assists (fourth in the NBA) and 34.3 minutes in 68 games (all starts) ... Shot an NBA all-time single-season record .981 per cent (151-for-154) from the foul line ... Led the NBA in assist-per-turnover ratio (4.21) for the second consecutive year ... Paced the team in assists 58 times ... Had 28 games with 10 or more assists ... Registered 22 double-doubles, second on the team ... Missed 14 games with a strained right hamstring ... Dished a franchise and career high-tying 19 assists and scored 21 points Mar. 29 vs. Chicago ... Became the all-time franchise leader in assists (1,795) Mar. 13 vs. Detroit in logging a 20-point, 11-assist game ... Recorded 16 assists Mar. 3 at Houston ... Missed the second of two free throws Jan. 30 vs. Milwaukee, ending a team-record streak of 87 consecutive free throws dating back to the previous season - the second longest streak in NBA history ... Passed Mahmoud Abdul-Rauf for second all-time in consecutive made free throws by going four-for-four Jan. 23 at Chicago ... Missed 10-of-11 games between Jan. 4-21 with a strained right hamstring ... Registered 16 assists and 21 points Dec. 29 at Golden State ... Had a perfect shooting game connecting on eight-for-eight from the field, five-of-five from three-point range and one-for-one at the charity stripe to finish with 22 points Dec. 14 vs. New Orleans ... Tied Chauncey Billups' team record of 51 consecutive free throws Dec. 9 at Cleveland and broke the record Dec. 10 vs. Indiana ... Recorded his 1,500th career assist Dec. 5 at Utah ... Posted season highs in points (26) and minutes (44) Nov. 21 vs. New Jersey ... Missed his first game since March 21, 2007 (104 games) due to a strained right hamstring Nov. 16 vs. Miami ... Set a career-high with nine free throws Nov. 5 vs. Detroit ... Scored a game-high 25 points and added a game-best nine assists Nov. 1 at Milwaukee ... Registered first double-double of the season with a game-high 16 points and 13 assists Oct. 31 vs. Golden State ... **2007-08:** Averaged 11.2 points and a team-best 8.3 assists in all 82 regular season games ... Produced then career highs in every statistical category except field goal percentage ... Ranked fifth in the NBA in assists (8.3) ... Averaged 13.4 points, 9.1 assists and 34.4 minutes in 56 games as a starter compared to 7.4 points, 6.6 assists and 21.5 minutes in 26 games in a reserve role ... Paced the Raptors in assists a team-high 59 games ... Had 31 games with 10 or more assists ... Finished second to Chris Bosh with 25 double-doubles ... Led the NBA with a 5.38 (678/126) assist-to-turnover ratio ... Played 15 games without posting a turnover (min. 10 minutes played) ... Shot .908 (109-for-120) from the charity stripe ... Finished the season ranked 10th in the NBA in three-point percentage (.429, 79-for-184) and 18th in field goal percentage (.519, 367-for-707) ... Averaged 14.1 points and 8.4 assists, while shooting .609 FG, .514 3FG and .944 FT, in February ... Scored a then career-best 27 points Feb. 11 vs. San Antonio ... Posted a season high with four three-point field goals Jan. 29 at Washington ... Recorded a double-double in nine of 11 games from Jan. 23 – Feb. 20, averaging 17.4 points and 10.8 assists ... Scored 24 points and added 13 assists and three steals Jan. 23 at Boston ... Recorded his 1,000th career assist Jan. 16 vs. Sacramento as part of a game-high 14-assist performance ... Played a career-high 54 minutes and scored 22 points during a double-overtime win Jan. 13 vs. Portland ... Had 16 assists and added 15 points and a season high-tying seven rebounds Dec. 21 at Seattle ... Recorded 16 assists and added 18 points Dec. 14 at Indiana ... Collected his second-consecutive double-double with an 11-point, 11-assist effort Dec. 1 at Washington ... Completed 80 consecutive minutes without a turnover (Nov. 23 - Nov. 25) with 25 assists ... Made his first start of the season Nov. 21 at Memphis, finishing with a game-high eight assists and 10 points in 40 minutes ... Collected his first double-double of the season Nov. 16 vs. Indiana with a game-high 10 assists and 15 points ... **Playoffs:** Averaged a series-best 7.0 assists, with 11.8 points in 24.0 minutes in five games ... Finished with a 5.83 assist-to-turnover ratio (35 assists/six turnovers) ... Had 18 points and set playoff career highs with four made three-point field goals, a game-high 13 assists and seven rebounds in Game 3 in Toronto ... Recorded 18 points and five assists and made three-of-five from three-point range in Game 2 at Orlando ... Dished a game-high eight assists to go with nine points and three rebounds at Orlando in Game 1 ... **2006-07:** Averaged 8.7 points and 5.0 assists, second on the team, in 77 games, with 11 starts ... Averaged 13.3 points, 8.8 assists and 33.4 minutes as a starter ... Ranked fourth in the NBA with a 3.52 assist per turnover ratio (387 assists, 110 turnovers) ... Recorded double figures in points in 30 games ... Had nine games with 10 or more assists ... Had seven double-doubles on the season ... Upped his field goal percentage to .521 (263-505) from .423 (132-312) in 2005-06 and his three-point percentage from .163 (7-43) to .333 (25-75) ... Returned to action Mar. 23 vs. Denver after missing three games with a sprained left ankle ... Had a stretch of four double-doubles in five games Jan. 27 – Feb. 7 ... Averaged 14.2 points, shooting .607 (54-89) from the field, and 9.0 assists over a 10-game stretch from Jan. 17 – Feb. 7 ... Had a season-high 24 points with 11 assists Jan. 31 vs. Washington ... Doled out a team-best 12 assists and added 16 points Jan. 9 at New Jersey ... Posted his first double-double of the season (12 points, 12 assists) Jan. 5 vs. Atlanta ... Equalled his season-high with 12 assists against the Hawks ... Made first start of the season Dec. 30 at Memphis, registering 13 points to go with three assists and three rebounds ... Returned to the lineup Dec. 22 at Portland, missing two games after he left the Dec. 17 game vs. Golden State in the fourth quarter after suffering a contusion in his left lower back ... **Playoffs:** Averaged 13.0 points, 5.3 assists (second on the team) and 30.5 minutes (third) in six appearances vs. New Jersey ... Had 12 points on a perfect six-of-six shooting from the field in Game 2 ... Contributed team highs of 25 points (most ever by a Raptors reserve) and eight assists in a Game 5 win at Air Canada Centre ... **2005-06:** Averaged 5.5 points, 2.3 rebounds, 4.5 assists (second on the team)



and 23.2 minutes in 64 games, including 11 starts ... Averaged 9.0 points, 4.5 rebounds, 7.5 assists and 1.4 steals in his 11 starts ... Led the team in assists 28 times ... Finished with second-most assists for a rookie in team history (288) ... Recorded double figures in points on 10 occasions and in assists five times ... Had two point/assist double doubles ... Led the team in free-throw percentage at .848 (78-92) ... Ranked 14th in the league in assists-to-turnover ratio (2.85) ... Designated inactive for 10 games (Mar. 15-29 - left Achilles tendinitis, Dec. 30, Jan. 3, 4 - sore right heel and Dec. 18-19 - bruised right heel) ... Registered 13 points, four rebounds and a team-best 10 assists for the second double-double of his career Jan. 15 vs. New York ... Tallied 15 points, a game high-tying 11 assists and seven rebounds en route to the first double-double of his career Dec. 16 vs. Golden State ... Scored eight points and recorded career highs of nine rebounds and 13 assists in 41:34 minutes Dec. 6 at Washington ... Recorded 12 assists Nov. 13 vs. Seattle ... Scored a season-high 20 points (6-8 FG) Nov. 4 vs. New Jersey ... **2004-05:** With Tau Cerámica, finished second in the Euroleague Final Four, losing to Maccabi Tel Aviv in the championship game ... Averaged 14.5 points and 3.5 rebounds in two games during the Final Four ... Defeated Benetton in the semifinals and averaged 9.5 points and 5.0 rebounds in the two-game series ... In 39 regular season games, averaged 12.4 points, 2.6 rebounds and 3.0 assists, while shooting .567 (114-201) from the field and .823 (107-130) from the free throw line ... Netted a season-best 21 points in back-to-back games vs. Ulker and Pau-Orthez ... **2003-04:** Won the 2004 Spanish National Cup (King's Cup) with Tau Cerámica ... Averaged 8.0 points, 2.6 rebounds and 2.0 assists in a career-high 41 regular-season games ... Shot .592 (87-147) from the floor ... Averaged 7.2 points and 2.0 assists in 19 Euroleague games ... **2002-03:** Captured a silver medal with the Spanish National Team at the 2003 European Championship ... Played behind former NBA guard and European League star Elmer Bennett at point for most of the season for Tau Ceramica, but minutes increased after Bennett was sidelined by injury ... Averaged a career-high 17.5 points while shooting .857 (72-84) from the charity stripe ... In Euroleague action, averaged 7.5 points and 2.4 rebounds while shooting .405 from three-point range ... Tallied 18 points vs. Panathinaikos ... Notched six assists without a turnover in 30 minutes vs. Zalgiris Kaunas ... **2001-02:** After switching to Fuenlabrada in the ACB, saw his playing time curtailed to 18.6 minutes per game ... Averaged 9.7 points and 1.7 assists while shooting .832 from free-throw line ... **2000-01:** In his ACB debut for Lucentum Alicante, averaged 8.6 points and 25.3 minutes to help his club to the ACB championship ... **1999-2000:** Played in the LEB (lower division) for Lucentum Alicante and averaged 9.0 points and 2.1 rebounds.

**PERSONAL:** Visited Zambia in August as part of UNICEF Zambia education, water and sanitation programs ... Is an athlete ambassador for Right To Play, an international organization that uses specially-designed sport and play programs to improve health, build life skills, and foster peace for children and communities affected by war, poverty and disease ... Captured the bronze medal with Spain at the 2000 European Under-20 Championship ... Won the gold medal at the 1998 European Junior Championship ... Owns a pig farm in Spain ... Is a fan of Real Madrid football club.



# JOSE CALDERON



## CAREER HIGHS

Points	30, Toronto vs. LA Lakers, 2/12/2012	Off. Rebounds	3, Toronto at Boston, 11/26/2010 (3 times)
FGM	13, Toronto vs. LA Lakers, 2/12/2012	Def. Rebounds	8, Toronto at Detroit, 2/22/2012 (twice)
FGA	21, Toronto vs. Washington, 3/7/2008	Total Rebounds	9, Toronto at Minnesota, 1/29/2011 (3 times)
3PM	7, Toronto at Golden State, 3/13/2010	Assists	19, Toronto vs. Minnesota, 2/4/2011 (twice)
3PA	8, Toronto at Golden State, 3/13/2010 (twice)	Steals	4, Toronto at Boston, 11/26/2010 (5 times)
FTM	9, Toronto vs. Detroit, 11/5/2008	Blocks	2, Toronto vs. Atlanta, 4/7/2009
FTA	9, Toronto vs. Detroit, 11/5/2008 (twice)	Minutes	54, Toronto vs. Portland, 1/13/2008

## JOSE CALDERON NBA STATISTICS

YEAR	TEAM	G	GS	MIN	FG	FGA	PCT	FT	FTA	PCT	OFF	DEF	REB	AST	ST	TO	BLK	PTS	AVG
05-06	Tor	64	11	1487	132	312	.423	78	92	.848	30	111	141	288	42	101	4	349	5.5
06-07	Tor	77	11	1614	263	505	.521	117	143	.818	21	113	134	387	63	110	5	668	8.7
07-08	Tor	82	56	2484	367	707	.519	109	120	.908	34	202	236	678	87	126	6	922	11.2
08-09	Tor	68	68	2333	320	644	.497	151	154	.981	16	178	194	607	74	143	7	873	12.8
09-10	Tor	68	39	1817	274	668	.482	83	104	.798	23	119	142	404	47	99	7	699	10.3
10-11	Tor	68	55	2102	262	596	.440	88	103	.854	30	172	202	605	82	148	7	669	9.8
11-12	Tor	53	53	1799	218	477	.457	60	68	.882	19	141	160	468	47	104	3	555	10.5
<b>TOTALS</b>		<b>480</b>	<b>293</b>	<b>13636</b>	<b>1836</b>	<b>3809</b>	<b>.482</b>	<b>686</b>	<b>784</b>	<b>.875</b>	<b>173</b>	<b>1036</b>	<b>1209</b>	<b>3437</b>	<b>441</b>	<b>831</b>	<b>39</b>	<b>4735</b>	<b>9.9</b>

**Three-point field goals:** 2005-06: 7-43 (.163); 2006-07: 25-75 (.333); 2007-08: 79-184 (.429); 2008-09: 82-202 (.406); 2009-10: 68-171 (.398); 2010-11: 57-156 (.385); 2011-12: 59-159 (.371); **Totals: 377-990 (.381).**

**Personal fouls / Disqualifications:** 2005-06: 93/0; 2006-07: 136/0; 2007-08: 134/0; 2008-09: 114/0; 2009-10: 135/1; 2010-11: 143/0; 2011-12: 94/0; **Totals: 849/1.**

## NBA PLAYOFF STATISTICS

YEAR	TEAM	G	MIN	FG	FGA	PCT	FT	FTA	PCT	OFF	DEF	REB	AST	ST	TO	BLK	PTS	AVG
06-07	Tor	6	146	35	69	.507	5	6	.833	2	8	10	32	5	15	0	78	13.0
07-08	Tor	5	120	22	50	.440	5	5	1.000	4	14	18	35	1	6	0	59	11.8
<b>TOTALS</b>		<b>11</b>	<b>266</b>	<b>57</b>	<b>119</b>	<b>.479</b>	<b>10</b>	<b>11</b>	<b>.909</b>	<b>6</b>	<b>22</b>	<b>28</b>	<b>67</b>	<b>6</b>	<b>21</b>	<b>0</b>	<b>137</b>	<b>12.5</b>

**Three-point field goals:** 2006-07: 3-12 (.250); 2007-08: 10-21 (.476); **Totals: 13-33 (.394).**

**Personal fouls / Disqualifications:** 2006-07: 12/0; 2007-08: 15/0; **Totals: 27/0.**

## SPANISH LEAGUE STATISTICS

YEAR	TEAM	G	FG	FGA	PCT	FT	FTA	PCT	REB	AST	ST	BLK	PTS	AVG
99-00	Alicante	28	76	126	.603	57	76	.750	59	50	43	5	251	9.0
00-01	Alicante	34	87	171	.509	48	74	.649	78	48	44	9	294	8.6
01-02	Fuenlabrada	35	70	150	.467	99	119	.832	54	59	44	6	338	9.7
02-03	Tau Ceramica	37	54	107	.505	72	84	.857	77	69	36	5	649	17.5
03-04	Tau Ceramica	41	87	147	.592	61	75	.813	106	84	53	8	326	8.0
04-05	Tau Ceramica	39	114	201	.567	107	130	.823	100	117	55	1	482	12.4
<b>TOTALS</b>		<b>214</b>	<b>488</b>	<b>902</b>	<b>.541</b>	<b>444</b>	<b>558</b>	<b>.796</b>	<b>474</b>	<b>427</b>	<b>275</b>	<b>34</b>	<b>2340</b>	<b>10.9</b>

**Three-point field goals:** 1999-2000: 14-39 (.359); 2000-01: 24-67 (.358); 2001-02: 33-94 (.351); 2002-03: 26-69 (.377); 2003-04: 29-81 (.358); 2004-05: 49-108 (.454); **Totals: 175-458 (.382).**

## EUROLEAGUE STATISTICS

YEAR	TEAM	G	FG	FGA	PCT	FT	FTA	PCT	REB	AST	ST	BLK	PTS	AVG
02-03	Tau Ceramica	17	30	58	.517	28	32	.875	41	23	19	2	127	7.5
03-04	Tau Ceramica	19	24	46	.522	44	53	.830	27	38	21	4	137	7.2
04-05	Tau Ceramica	22	51	92	.554	58	69	.841	75	58	32	0	256	11.6
<b>TOTALS</b>		<b>58</b>	<b>105</b>	<b>196</b>	<b>.536</b>	<b>130</b>	<b>154</b>	<b>.844</b>	<b>143</b>	<b>119</b>	<b>72</b>	<b>6</b>	<b>520</b>	<b>9.0</b>

**Three-point field goals:** 2002-03: 13-32 (.406); 2003-04: 15-37 (.405); 2004-05: 32-76 (.421); **Totals: 60-145 (.414).**





# #32 ED DAVIS

**POSITION:** Forward  
**HEIGHT:** 6-10  
**WEIGHT:** 228  
**BORN:** June 5, 1989  
**COLLEGE:** North Carolina  
**NBA EXPERIENCE:** 2 Years



**HOW ACQUIRED:** First-round draft choice (13th overall) in 2010.

**CONTRACT STATUS:** Signed through 2012-13 season, with a team option for the following season.

**2011-12 SEASON:** Posted averages of 6.3 points, a team-leading 6.6 rebounds and 23.2 minutes in 66 games ... Was the only Raptor to appear in all 66 games ... Averaged 8.3 points, 9.0 rebounds and 33.3 minutes in nine games as a starter ... Tied for team high (A. Johnson) pacing team on the boards 19 times ... Grabbed double-digit rebounds 16 times ... Posted five double-doubles (third on team) ... Averaged 8.2 points and 8.4 rebounds in April ... Scored a career-best 24 points (10-15 FG), adding 12 rebounds, in a career-high 43 minutes Apr. 26 vs. New Jersey ... Scored in double figures three of four games (Apr. 9-15) ... Collected 10+ rebounds three consecutive games (Apr. 9-13) ... Dished out a career-best five assists Apr. 9 at Indiana ... Earned his third double-double with 11 points and 10 rebounds Apr. 9 at Indiana ... Pulled down a game-high 14 rebounds Apr. 4 at Philadelphia ... Shot .545 (36-for-66) from the floor in the month of February ... Tied his career high with 15 rebounds Feb. 28 at Houston; collected a career-high 12 defensive rebounds against the Rockets ... Recorded back-to-back double-doubles Jan. 31 – Feb. 1 ... Led the team in rebounding three straight games (Jan. 29 – Feb. 1) ... Contributed 10 points and then season-high 12 rebounds Feb. 1 at Boston ... Totalled 11 points and 11 boards Jan. 31 vs. Atlanta ... Topped the team in rebounding three consecutive games (Jan. 16-20), totaling 30 boards during that span ... Had 11 rebounds and three steals Jan. 16 at Atlanta ... Made his first start Jan. 13 vs. Indiana and grabbed a game-high 10 rebounds in 30 minutes ... Was a perfect seven-for-seven from the field en route to 14 points in the opener at Cleveland, Dec. 26.

**PROFESSIONAL CAREER:** Has averaged 7.0 points, 6.9 rebounds and 23.9 minutes in 131 games ... Is shooting .547 (387-708) from the field ... **2010-11:** Averaged 7.7 points, 7.1 rebounds and 24.6 minutes in 65 games (17 starts) ... Averaged 10.5 points, 8.2 rebounds and 32.0 minutes in 17 games as a starter ... Led the team with 13 double-doubles ... Paced the club on the boards in 18 contests and in scoring in three games ... Tied for team lead with 17 games of 10 or more rebounds ... Ranked first among all rookies in field goal percentage (.576), fourth in rebounds (7.1) and third in blocks (1.03) ... Field goal percentage was a franchise rookie best ... Averaged 12.9 points, 9.0 rebounds and 1.0 blocks in eight games during April ... Totaled 15 points with 11 rebounds at Milwaukee on Apr. 11 ... Recorded a season-high 22 points and game-high 13 rebounds Apr. 5 at New York ... Averaged 8.4 points and 7.6 rebounds during 14 games in March ... Scored 21 points Mar. 26 at L.A. Clippers ... Grabbed a career-high 15 rebounds Mar. 5 at New Jersey ... Averaged 6.7 points, 7.6 rebounds and shot .642 (34-of-53) from the field during 11 games in February ... Tied a Raptors rookie record with 10+ rebounds in three straight games (Feb. 11-16) ... Collected 14 rebounds and scored 13 points for his fifth double-double Feb. 13 vs. L.A. Clippers ... Averaged 7.2 points, 6.6 rebounds and shot .662 (53-for-80) from the field during 17 games in January ... Earned his fourth double-double Jan. 29 at Minnesota with team highs of 15 points and 11 rebounds ... Blocked a career-high five shots Jan. 24 vs. Memphis ... Pulled down 12 rebounds Jan. 17 at New Orleans ... Led the team with 17 points Dec. 28 at Dallas ... Made his first career start Dec. 15 vs. Chicago, playing 32 minutes and recording his first career double-double with 10 points and 10 rebounds ... Made his NBA debut Dec. 1 vs. Washington and contributed 11 points and six rebounds in 24 minutes of action ... Assigned to the Erie BayHawks of the NBA D-League on Nov. 15 ... Placed on the inactive list Oct. 27 vs. New York ... Missed all eight preseason games ... Underwent arthroscopic surgery September 21 to repair a meniscus tear to his right knee ... Participated with the Raptors' entry in the 2010 Las Vegas Summer League ... Finished third on the team in scoring (12.6) and second in rebounds (6.0) ... Tied for the team lead with nine blocks ... Scored 17 points, grabbed seven rebounds and swatted five shots in his final game vs. Sacramento ... Had 15 points and eight rebounds during his professional debut vs. Phoenix ... **NBA D-League:** Averaged 10.0 points, 5.0 rebounds and 3.0 blocks in two games ... Contributed 10 points, five rebounds and four blocks Nov. 28 at Fort Wayne ... Recorded 10 points, five rebounds and two blocks in 18 minutes off the bench Nov. 26 at Fort Wayne.

**COLLEGE CAREER:** Played two seasons at North Carolina and was part of the Tar Heels' 2009 National Championship team ... Became the third-fastest Tar Heel to block 100 shots (51 games) behind Rasheed Wallace (47) and Sam Perkins (50) ... Led the team his sophomore year averaging 8.4 rebounds and shooting .578 (111-for-192) from the field ... Suffered a season-ending injury Feb. 10 with a broken luniate bone in his left wrist during a game vs. Duke ... Shot .500 or better from the floor in 18-of-23 games and reached double figures in scoring 17 times ... Had a season-high 22 points Dec. 1, 2009 vs. Michigan State ... Grabbed a career-high 16 rebounds Jan. 4, 2010 at College of Charleston and again Feb. 7, 2010 at Maryland ... Selected to the ACC All-Freshman team in 2009 ... Appeared in all 38 games and finished second on the team with 6.5 rebounds ... Ranked second among ACC freshmen in rebounds and blocks ... Scored 11 points and grabbed eight rebounds during the National Championship game vs. Michigan State ... Averaged 8.0 points and 6.5 boards at the ACC Tournament in Tampa ... Averaged 8.2 points, 5.5 rebounds and shot .571 (20-for-35) from the floor in six NCAA Tournament games.





**HIGH SCHOOL CAREER:** Led Benedictine High School (Richmond, Va.) to a pair of Virginia State Championships ... Averaged 22.0 points, 14.0 rebounds and seven blocks during his senior year ... Named 2008 Mr. Basketball in Virginia by the Roanoke News ... Played in the 2008 McDonald's All-American game and 11 points and six rebounds ... Averaged 18.5 points, 13.2 rebounds and 4.4 blocks as a junior ... Led Benedictine to a 29-3 record and a state championship ... Played first two years at Mechanicsville (Va.) Hanover High School.

**PERSONAL:** Son of Angela Jones and Terry Davis ... Father, Terry, played 10 seasons (1989-2001) in the NBA with Miami, Dallas, Denver and Washington.

## CAREER HIGHS

Points	24, Toronto vs. New Jersey, 4/26/2012	Off. Rebounds	7, Toronto at New York, 4/5/2011 (4 times)
FGM	10, Toronto vs. New Jersey, 4/26/2012 (twice)	Def. Rebounds	12, Toronto at Houston, 2/28/2012
FGA	15, Toronto vs. New Jersey, 4/26/2012	Total Rebounds	15, Toronto at Houston, 2/28/2012 (twice)
3PM	None	Assists	5, Toronto vs. Philadelphia, 4/11/2012
3PA	1, Toronto vs. Milwaukee, 2/8/2012	Steals	3, Toronto vs. Milwaukee, 2/8/2012 (6 times)
FTM	8, Toronto at Golden State, 3/25/2011	Blocks	5, Toronto vs. Memphis, 1/24/2011
FTA	12, Toronto at Golden State, 3/25/2011	Minutes	43, Toronto vs. New Jersey, 4/26/2012

## NBA STATISTICS

YEAR	TEAM	G	GS	MIN	FG	FGA	PCT	FT	FTA	PCT	OFF	DEF	REB	AST	ST	TO	BLK	PTS	AVG
10-11	Tor	65	17	1602	215	373	.576	71	128	.555	169	294	462	40	39	127	67	501	7.7
11-12	Tor	66	9	1534	172	335	.513	71	106	.670	134	304	438	60	40	67	63	415	6.4
<b>TOTALS</b>		<b>131</b>	<b>26</b>	<b>3136</b>	<b>387</b>	<b>708</b>	<b>.547</b>	<b>142</b>	<b>234</b>	<b>.607</b>	<b>302</b>	<b>598</b>	<b>900</b>	<b>100</b>	<b>79</b>	<b>115</b>	<b>130</b>	<b>916</b>	<b>7.0</b>

Three-point field goals: 2010-11: 0-0; 2011-12: 0-1 (.000); Totals: 0-1 (.000).


Personal fouls / Disqualifications: 2010-11: 183/0; 2011-12: 156/1; Totals: 339/1.

## NBA D-LEAGUE STATISTICS

YEAR	TEAM	G	GS	MIN	FG	FGA	PCT	FT	FTA	PCT	OFF	DEF	REB	AST	ST	TO	BLK	PTS	AVG
10-11	Erie	2	0	35	7	12	.583	6	6	.1000	2	8	10	1	0	4	6	20	10.0
<b>TOTALS</b>		<b>2</b>	<b>0</b>	<b>35</b>	<b>7</b>	<b>12</b>	<b>.583</b>	<b>6</b>	<b>6</b>	<b>.1000</b>	<b>2</b>	<b>8</b>	<b>10</b>	<b>1</b>	<b>0</b>	<b>4</b>	<b>6</b>	<b>20</b>	<b>10.0</b>

Three-point field goals: 2010-11: 0-0; Totals: 0-0.

Personal fouls / Disqualifications: 2010-11: 1/0; Totals: 1/0.





# #10 DEMAR DEROZAN



**POSITION:** Guard  
**HEIGHT:** 6-7  
**WEIGHT:** 217  
**BORN:** August 7, 1989  
**COLLEGE:** USC  
**NBA EXPERIENCE:** 3 Years

**HOW ACQUIRED:** First-round draft choice (ninth overall) in 2009.  
**CONTRACT STATUS:** Signed through 2012-13 season.

**2011-12 SEASON:** Averaged 16.7 points, second on team, 3.3 rebounds and a team-best 35.0 minutes ... Ranked 10th among all Eastern Conference players in post-All-Star scoring (17.8 ppg) ... Led the Raptors in scoring 28 times ... Scored in double figures in 52 of his 63 appearances, with 25 games of 20+ points ... Ranked 12th in the NBA in free throws made (268) and 15th in attempts (331) ... Made 24 three-pointers after a combined nine in his first two seasons ... Missed the season finale vs. New Jersey with a sore left ankle ... Was ejected for the first time in his career with 3:58 remaining in the second quarter Apr. 23 at Milwaukee ... Tallied 22+ points in three consecutive games (Apr. 13-16) ... Matched career-high with 13 free throws made Apr. 13 vs. Boston, shooting a perfect 13-for-13 at the line ... Scored 15+ points in a career-high 12 consecutive games (Mar. 16 - Apr. 8) ... Averaged 18.7 points during 15 games in March ... Returned to the lineup Mar. 28 vs. Denver after missing two games (Mar. 24-26) with a sore left ankle ... Ended a streak of 130 starts - the second longest streak in team history Mar. 24 at Chicago (sore left ankle) ... Poured in a season-high 30 points before leaving the game with 2:59 left in the fourth due to a sore left ankle Mar. 23 vs. New York ... Scored 20+ points in seven of nine games (Feb. 15 - Mar. 7) ... Played a season-high 46 minutes Mar. 4 vs. Golden State and led the team with 25 points ... Had 29 points and equalled career high with 13 FGM Feb. 15 vs. San Antonio ... Led the team with a career-high seven assists Feb. 12 vs. L.A. Lakers ... Scored 27 points Jan. 29 at New Jersey and also attempted a career-high 16 free throws ... Grabbed a season- and team-high eight rebounds, including a career-high six offensive boards Jan. 22 at L.A. Clippers ... Made a career-high five three-pointers Jan. 4 vs. Cleveland, surpassing his season total from last year; recorded a then season-high 25 points against the Cavaliers ... Hit a pair of three-pointers for the first time in his career Dec. 28 vs. Indiana ... Scored a game-high 22 points in the home opener against the Pacers.

**PROFESSIONAL CAREER:** Has averaged 14.1 points, 3.8 rebounds and 30.3 minutes in 222 games (210 starts) ... Is shooting .802 (743-927) from the charity stripe ... Participated in the Sprite Slam Dunk contest at the 2011 and 2010 All-Star Games ... **2010-11:** Was the only Raptor to appear and start all 82 games ... Ranked second on the team in scoring (17.2) and third among all sophomores ... Had the biggest scoring increase among all sophomores and third in the NBA (8.6 to 17.2) ... Led the team in scoring 17 times ... Had a team-best 68 games scoring in double figures ... Shot .880 (117-of-133) from the foul line after the All-Star break ... Led all sophomores in free throws made and attempted (327-of-402) ... Led the team in steals with 85 ... Averaged 23.1 points, 4.9 rebounds and 40.0 minutes during eight games in April ... Scored 17+ points in nine straight games (Mar. 30 - Apr. 13) to end the season ... Finished with 36 points and a career-high 10 rebounds for his first career double-double Apr. 5 at New York ... Averaged 18.7 points, 4.0 rebounds and shot .873 (48-for-55) at the free-throw line during 14 games in March ... Scored 14+ points in 16 consecutive games (Feb. 2 - Mar. 11) ... Recorded back-to-back 30-point games (Mar. 4-5) for the first time in his career ... Played a career-high 54 minutes Mar. 5 at New Jersey ... Scored 14 points in 22 minutes as a starter for the Sophomore Team in the T-Mobile Rookie Challenge & Youth Jam at All-Star Weekend in Los Angeles ... Also competed in the Sprite Slam Dunk contest on All-Star Saturday Night ... Scored 20+ points in six of seven games (Jan. 17-26) ... Matched career-high four steals Jan. 28 vs. Milwaukee ... Finished with a game-high 29 points Jan. 26 vs. Philadelphia ... Led the team in scoring four consecutive games (Jan. 17-22), averaging 24.3 points ... Scored 30 points and tied career high in field goals made (13) Jan. 22 at Miami ... Set a career high with 13 field goals made Jan. 9 vs. Sacramento ... Scored a team-best 27 points Jan. 2 vs. Boston ... Set career highs in points (37) and free throws made (13) Dec. 31 at Houston ... Shot a perfect 11-of-11 from the foul line Dec. 19 vs. L.A. Lakers ... Recorded back-to-back 20-point games for the first time in his career at Orlando and Miami (Nov. 12-13) ... Tallied 26 points, while adding seven rebounds Nov. 12 at Orlando ... Scored 24 points Nov. 1 at Sacramento ... Helped lead the Raptors to a 5-0 mark at the 2010 Las Vegas Summer League ... Was named to the All-Tournament Team ... Averaged 21.0 points, third in the League, and 4.5 rebounds ... Shot .580 (29-50) from the field ... Had three games of 20+ points, with a high of 23 against Houston and New York ... **2009-10:** Averaged 8.6 points and 2.9 rebounds during 77 appearances ... Became the fourth rookie to start on opening night for Toronto, joining Damon Stoudamire (1995), Vince Carter (1998) and Joey Graham (2005) ... Started 65 consecutive games to begin the season, averaging 8.5 points and 3.0 rebounds in those games ... Ranked third in franchise history with 65 starts during a rookie campaign ... Ranked 13th among NBA rookies in points (8.9) and fifth in field goal percentage (.498) ... Led the team in scoring and rebounding three times each ... Set then career highs in points (24), field goals (9), rebounds (14) and minutes (38) during the season finale Apr. 14 vs. New York ... Came off the bench for the first time Mar. 26 vs. Denver and led the reserves in scoring with 15 points ... Won the inaugural NBA All-Star Dunk-In by defeating L.A. Clippers guard Eric Gordon during halftime of the T-Mobile Rookie Challenge & Youth Jam at All-Star Weekend in Dallas ... Advanced to the Sprite Slam Dunk contest where he finished second to New York's Nate Robinson ... Missed five games (Jan. 27 - Feb. 3) with a sprained right ankle ... Led the team with 21 point Dec. 2 at Atlanta ... Scored eight points and grabbed five rebounds in 24 minutes during his NBA debut Oct. 28 vs. Cleveland ... Participated with the Raptors' entry in the 2009 Las Vegas Summer League ... Finished second on the



team in scoring at 17.0 and third in rebounds at 4.8 ... Started all five games, scoring in double figures in each ... Had a high of 20 points three times: vs. Detroit, Phoenix and Milwaukee.

**COLLEGE CAREER:** Played one season at the University of Southern California ... Ranked third on the Trojans in points (13.6), second in rebounds (5.7), third in assists (1.5) and second in field-goal percentage (.523, eighth-best in the Pac-10) ... Started all 35 games, scoring in double figures 28 times and posting four double doubles ... Earned first-team Pac-10 All-Freshman honours and was named Pac-10 Tournament MVP ... His 485 points ranked third all-time in school history for a freshman and his 201 rebounds ranked fourth ... Averaged 19.8 points in USC's five postseason games ... Scored a career-high 25 points on 10-for-16 shooting to lead USC to a win over Arizona State in the Pac-10 Tournament final ... Totalled 21 points, along with a career-high 13 rebounds, against UCLA in the tournament semifinal ... Had second double-double Feb. 15 at Arizona State with 16 points and 10 rebounds ... Scored 22 points (19 in the second half) on 8-for-13 shooting vs. Arizona State on Jan. 15 ... Registered first career double-double with 14 points and a regular season-best 12 rebounds Jan. 2 at Oregon ... Totalled 18 points vs. Oral Roberts on Dec. 28 ... Had 18 points (8-11 FG) with six rebounds vs. North Dakota State on Dec. 20 ... Scored 14 points and added two steals in the opener vs. UC Irvine on Nov. 15.

**HIGH SCHOOL CAREER:** Attended Compton (Calif.) High School. Was named a 2007-08 McDonald's All-American, 2007-08 Best in the West First Team selection and second-leading vote getter, 2008 Parade All-American First Team selection and a L.A. Times All-Star ... Shared the 2008 Southern California Interscholastic Basketball Coaches Association I-AA Player of the Year honours, was named to the California All-State team and was named Moore League MVP ... Ranked as the 2008 No. 1 high school senior basketball player by Draft Express, No. 2 by HoopScoopOnline, No. 3 by Rivals.com, No. 4 by HoopsReport.com, No. 6 by ScoutHoops.com (No. 1 small forward), No. 6 in Sports Illustrated's Tackle Top 25 and No. 8 by ESPN.com ... Averaged 29.2 points, 7.9 rebounds, 3.9 assists and 3.0 steals in leading Compton High to a 24-6 record and its second consecutive Moore League championship ... Scored 30 or more points 12 times, with a high game of 47 in a 100-88 win vs. Gahr on Dec. 27, 2007 ... Had 45 points vs. J. Serra on Dec. 15, 2007 ... As a junior, averaged 22.3 points, 7.8 rebounds, 3.0 assists and 3.2 steals to lead Compton to a 26-7 record and the Moore League championship ... Averaged 22.6 points and 8.4 rebounds as a sophomore and 26.1 points and 8.4 rebounds as a freshman.

**PERSONAL:** Son of Frank and Diane ... First dunked a basketball in sixth grade ... Captured the Slam Dunk competition at the McDonald's All-America game, getting perfect scores on his last two dunks ... In his final dunk labeled "tap the baby," he bounced the ball off the glass, tapped the board with one hand and dunked with the other ... Scored 10 points on 5-for-10 shooting for the West squad at the McDonald's All-America game ... Was also named to USA TODAY's 2008 All-USA Second Team and invited to play in the Jordan Brand Classic at Madison Square Garden ... Scored a team-high 17 points to help lead Team USA to a 98-78 win vs. the World Select Team at the 11th Annual Nike Hoop Summit in Portland in April 2008.

## CAREER HIGHS

Points	37, Toronto at Houston, 12/31/2010	Off. Rebounds	4, Toronto vs. Utah, 3/9/2011 (twice)
Points	37, Toronto at Houston, 12/31/2010	Off. Rebounds	6, Toronto at LA Clippers, 1/22/2012
FGM	13, Toronto vs. San Antonio, 2/15/2012 (4 times)	Def. Rebounds	9, Toronto at New York, 4/5/2011 (twice)
FGA	27, Toronto at New York, 4/5/2011	Total Rebounds	10, Toronto at New York, 4/5/2011
3PM	5, Toronto vs. Cleveland, 1/4/2012	Assists	7, Toronto vs. LA Lakers, 2/12/2012
3PA	8, Toronto vs. Cleveland, 1/4/2012	Steals	4, Toronto vs. Milwaukee, 1/28/2011 (twice)
FTM	13, Toronto vs. Boston, 4/13/2012 (twice)	Blocks	2, Toronto vs. Memphis, 3/2/2012 (10 times)
FTA	16, Toronto at New Jersey, 1/29/2012	Minutes	54, Toronto at New Jersey, 3/5/2011

## NBA STATISTICS

YEAR	TEAM	G	GS	MIN	FG	FGA	PCT	FT	FTA	PCT	OFF	DEF	REB	AST	ST	TO	BLK	PTS	AVG
09-10	Tor	77	65	1664	255	512	.498	148	194	.763	66	157	223	53	43	62	18	662	8.6
10-11	Tor	82	82	2851	539	1154	.467	327	402	.813	75	240	315	148	85	114	31	1410	17.2
11-12	Tor	63	63	2206	381	903	.422	268	331	.810	40	171	211	128	48	123	17	1054	16.7
<b>TOTALS</b>		<b>222</b>	<b>210</b>	<b>6721</b>	<b>1175</b>	<b>2569</b>	<b>.457</b>	<b>743</b>	<b>927</b>	<b>.802</b>	<b>181</b>	<b>568</b>	<b>749</b>	<b>329</b>	<b>176</b>	<b>329</b>	<b>66</b>	<b>3126</b>	<b>14.1</b>

Three-point field goals: 2009-10: 4-16 (.250); 2010-11: 5-52 (.096); 2011-12: 24-92 (.261); **Totals:** 33-160 (.206).

Personal fouls / Disqualifications: 2009-10: 176/0; 2010-11 217/0; 2011-12: 162/0; **Totals:** 555/0.







# #2 LANDRY FIELDS

**POSITION:** Guard-Forward

**HEIGHT:** 6-7

**WEIGHT:** 215

**BORN:** June 27, 1988

**COLLEGE:** Stanford

**NBA EXPERIENCE:** 2 Years



**HOW ACQUIRED:** Signed as a free agent July 15, 2012.

**CAREER TRANSACTIONS:** Second-round draft choice (39th overall) by New York in 2010; **July 11, 2012:** Signed an offer sheet with Toronto; **July 15, 2012:** Signed as a free agent by Toronto.

**CONTRACT STATUS:** Signed through 2014-15 season.

**2011-12 SEASON:** Posted averages of 8.8 points, 4.2 rebounds and 28.7 minutes in 66 games (62 starts) ... Only Knick to appear in all 66 contests ... Scored in double figures 40 times, grabbed double-digits in rebounds three times and had two double-doubles ... Led team in rebounding six times and assists on seven occasions ... Recorded seven games with at least three steals ... Equalled career high with seven assists Apr. 26 at Charlotte ... Shot seven-of-eight from the floor en route to 18 points Apr. 22 at Atlanta ... Tallied 18 points on nine-for-12 for the field at Milwaukee on Mar. 9 ... Finished with 16 points and four rebounds in 19 minutes in the BBVA Rising Stars Challenge on Feb. 24 at All-Star Weekend in Orlando ... Posted a double-double Feb. 20 vs. New Jersey with 10 points and a season-best 11 boards ... Had 15 points and 10 rebounds, with five assists, Feb. 15 at Sacramento on his way to his first double-double of the season ... Totalled eight points, seven rebounds and a career high-tying seven assists at the Air Canada Centre on Feb. 14 ... Tallied 19 points on eight-of-10 shooting from the floor at Minnesota on Feb. 11 ... Posted 18 points with a career-best five steals Jan. 31 at Detroit ... Had 18 points and tied career best with seven assists Jan. 21 at Denver ... Scored his season high of 21 points at Sacramento on Dec. 31.

**PROFESSIONAL CAREER:** Has averaged 9.3 points, 5.4 rebounds and 30.0 minutes in 148 games (143 starts) ... Owns postseason averages of 4.8 points, 2.2 rebounds and 41.3 minutes ... Teamed with New York assistant GM Allan Houston and WNBA's New York Liberty's Cappie Pondexter to win Haier Shooting Stars completion at 2012 NBA All-Star Weekend in Orlando ... **2010-11:** Lone Knick to appear in all 82 games (81 starts); averaged 9.7 points, 6.4 rebounds and 31.0 minutes, shooting .497 from the field ... Was 86-219 (.393) from three-point range to set a Knicks rookie record; also set a club rookie mark with 86 made threes ... Had two 20+ scoring games and 11 double-doubles ... Led Knicks in rebounds 22 times ... Ranked among Top Ten on NBA Rookie Leader Board in virtually every stat category, including second in 3PT FG pct. (.393), sixth in scoring (9.7), fifth in rebounding (6.4), ninth in assists (1.9), fifth in FG pct. (.497), fifth in FT pct. (.769), sixth in steals (0.98) and third in minutes (31.0) ... Was a T-Mobile NBA All-Rookie First Team selection with 56 points in media voting, third behind Clippers' Blake Griffin (58) and Wizards' John Wall (57) ... Named T-Mobile Eastern Conference Rookie of the Month for both November and December ... then became first Knick to win multiple ROTM honours since Mark Jackson (three times in 1987-88) ... Saw his only action as a reserve Mar. 26 at Charlotte contributing 16 points in 34 minutes ... Went seven-for-eight from the field (two-for-three from three-point range) for 16 points at Memphis on Mar. 9 ... Scored 15 points and grabbed six rebounds in 26 starting minutes for Rookie squad at T-Mobile Rookie Challenge and Youth Jam at NBA All-Star 2011 at Los Angeles on Feb 18 ... Recorded a double-double Feb. 6 vs. Philadelphia with a career-high 25 points (10-13 FGA, five-of-seven from three) and 10 rebounds ... Totalled 19 points, 13 rebounds and six assists Jan. 27 vs. Miami; became first Knicks rookie to have at least 13 rebounds and six assists in a game since Walt Frazier (15 points and 15 assists) vs. Sixers on Feb 10, 1968 (last game ever at Garden III) ... Had 14 points and 11 rebounds vs. Chicago on Dec 25 ... Produced a double-double effort in 20T win at Detroit on Nov 28 with 16 points, 11 rebounds and six assists in career-high 51 minutes ... Grabbed a career-best 17 rebounds to go with 21 points (10-15 FG) at Denver on Nov. 16; highest rebound total for NYK rookie since Patrick Ewing (17) vs. Nets, March 1, 1986 ... Made pro debut (11 points in 30 minutes) in Opening Night win at Toronto on Oct 27; teamed with Timofey Mozgov to become first pair of Knicks Opening Night rookie starters since Patrick Ewing and Kenny Walker in 1985 ... **Playoffs:** Averaged 1.8 points in 17.8 minutes, starting all four games vs. Boston in NBA Playoff debut ... Logged series high 22 minutes in Game Three with two points, four rebounds and three assists ... In Game One, became first Knick rookie to start a playoff game since John Wallace in Game Seven of East Semis vs. Miami (May 18, 1997).

**COLLEGE CAREER:** Compiled four-year averages of 10.8 points, 5.0 rebounds and .463 shooting in 23.6 minutes over 129 games (65 starts) at Stanford ... After averaging 7.1 points and 3.8 rebounds in first three seasons (97 games), blossomed into All-Pac-10 First Team selection as a senior in 2009-10 averaging 22.0 points, 8.8 rebounds and 36.3 minutes in 32 games (all starts) ... Led Pac-10 in scoring (22.0, eighth in nation) and rebounding (8.8) ... Scored in double-figures in all 32 games, first Stanford player since Adam Keefe in 1991-92 (29 games) ... His 704 points in senior year marked third-highest single-season total in school history ... Had 23 career 20+ scoring games, 21 as a senior ... Won Hank Luisetti Award (Stanford team MVP) as a senior ... Named to 2009-10 U.S. Basketball Writers Association All-District Team and National Association of Basketball Coaches All-District 20 First Team ... Scored a career-high 35 points (13-18 FGA) at UCLA on Feb 4, 2010.



**PERSONAL:** Originally selected jersey No. 6 when signed with the Raptors but switched to No. 2 when James Johnson was dealt to Sacramento ... Parents are Steve and Janice Fields; both of whom played collegiate basketball ... Father played at Miami of Ohio and was drafted by Portland in seventh round (114th overall) of 1975 NBA Draft ... Communication major with a 3.03 GPA, was named 2009-10 Toyo Tires Pac-10 Men's Basketball Scholar-Athlete of the Year (criteria: senior receiving a degree, 3.0 or higher cumulative GPA, significant athletic contributor) ... Earned Pac-10 All-Academic honours as a senior ... Chose No. 6 as a rookie as it is the sum of the two numbers he had worn previously in his career, 32 and 1 (3 + 2 + 1 = 6) ... Three-year letter-winner at Los Alamitos (Calif.) High School ... Sunset League MVP and first-team All-Orange County in 2006 ... Named to 2006 All-Los Angeles Times team and Long Beach Press Telegram Dream Team ... Led team to CIF Southern Section Division 1-AA title for the first time in school history, advancing to state Division 1 semifinals ... Would like to get into coaching following his playing career.

## CAREER HIGHS

Points	25, New York vs. Philadelphia, 2/6/2011 (three times)	Off. Rebounds	5, New York vs. Miami, 1/27/2011 (twice)
FGM	10, New York at Sacramento, 12/31/2011	Def. Rebounds	12, New York at Denver, 11/16/2010
FGA	16, New York at Sacramento, 12/31/2011	Total Rebounds	17, New York at Denver, 11/16/2010
3PM	5, New York vs. Philadelphia, 2/6/2011	Assists	7, New York at Charlotte, 4/26/2012 (3 times)
3PA	7, New York vs. Philadelphia, 2/6/2011	Steals	5, New York vs. Detroit, 1/31/2012
FTM	9, New York vs. Charlotte, 3/26/2011	Blocks	2, New York vs. Washington, 4/13/2012 (4 times)
FTA	12, New York vs. Charlotte, 3/26/2011	Minutes	51, New York at Detroit, 11/28/2010

## NBA STATISTICS

YEAR	TEAM	G	GS	MIN	FG	FGA	PCT	FT	FTA	PCT	OFF	DEF	REB	AST	ST	TO	BLK	PTS	AVG
10-11	NY	82	81	2541	299	602	.497	113	147	.769	105	416	521	155	80	107	17	797	9.7
11-12	Tor	66	62	1894	236	513	.460	77	137	.562	59	219	278	169	79	102	17	580	8.8
<b>TOTALS</b>		<b>148</b>	<b>143</b>	<b>4435</b>	<b>535</b>	<b>1115</b>	<b>.480</b>	<b>190</b>	<b>284</b>	<b>.669</b>	<b>164</b>	<b>635</b>	<b>799</b>	<b>324</b>	<b>159</b>	<b>209</b>	<b>34</b>	<b>1377</b>	<b>9.3</b>

Three-point field goals: 2010-11: 86-219 (.393); 2011-12: 31-121 (.256); Totals: 117-340 (.344).

Personal fouls / Disqualifications: 2010-11: 114/0; 2011-12: 99/0; Totals: 213/0.

## NBA PLAYOFF STATISTICS

YEAR	TEAM	G	MIN	FG	FGA	PCT	FT	FTA	PCT	OFF	DEF	REB	AST	ST	TO	BLK	PTS	AVG
10-11	NY	4	71	3	15	.200	1	6	.167	1	4	5	5	2	4	3	7	1.8
11-12	NY	5	115	15	31	.484	5	7	.714	4	11	15	7	3	9	0	36	7.2
<b>TOTALS</b>		<b>9</b>	<b>372</b>	<b>18</b>	<b>46</b>	<b>.391</b>	<b>6</b>	<b>13</b>	<b>.462</b>	<b>5</b>	<b>15</b>	<b>20</b>	<b>12</b>	<b>5</b>	<b>13</b>	<b>3</b>	<b>43</b>	<b>4.8</b>

Three-point field goals: 2010-11: 0-4 (.000); 2011-12: 1-5 (.200); Totals: 1-9 (.111).

Personal fouls / Disqualifications: 2010-11: 0/0; 2011-12: 5/0; Totals: 5/0.





Purolator

Excitement de

DETROIT

10

RAPTORS

2

RAPTORS

17





# #34 AARON GRAY

POSITION: Centre

HEIGHT: 7-0

WEIGHT: 270

BORN: December 7, 1984

COLLEGE: Pittsburgh

NBA EXPERIENCE: 4 Years

**HOW ACQUIRED:** Signed as a free agent December 11, 2011.

**CAREER TRANSACTIONS:** Second-round draft choice (49th overall) by Chicago in 2007; **September 22, 2009:** Re-signed as a free agent by Chicago; **January 25, 2010:** Traded by Chicago to New Orleans for guard Devin Brown; **December 11, 2011:** Signed as a free agent by Toronto; **July 27, 2012:** Re-signed by Toronto.

**CONTRACT STATUS:** Signed through 2012-13 season with a player option for the following season.

**2011-12 SEASON:** Averaged 3.9 points, with career bests of 5.7 rebounds (third on team) and 16.6 minutes in 49 games ... Started 40 contests, averaging 4.4 points, 6.0 rebounds and 17.4 minutes ... Shot .516 (83-161) from the field, second-best on the club ... Led the team in rebounding 11 times and recorded two double-doubles ... Grabbed 10+ rebounds six times ... Recorded a game-high 10 rebounds Apr. 8 at Oklahoma City ... Led the team in rebounding in back-to-back games (Apr. 1-3 vs. Washington and Charlotte), totalling 17 boards ... Ejected with 7:47 remaining in the third quarter Mar. 20 at New York after picking up his second technical foul ... Scored 10 points Mar. 10 at Detroit ... Contributed 11 points and a team-high 11 rebounds Mar. 5 vs. Orlando ... Averaged 5.0 points and 6.2 rebounds during 12 games in February ... Recorded first double-double of the season and sixth of career Feb. 22 vs. Detroit with season highs in points (12) and rebounds (12) ... Hauled down 11 rebounds Jan. 27 at Denver ... Made first start Jan. 24 at Phoenix ... Grabbed four rebounds during 19 minutes off the bench in season debut Jan. 18 at Boston; returned to the court against the Celtics after missing the first 14 games of the season (Dec. 26, 2010 - Jan. 16, 2011) ... Underwent an ablation procedure Jan. 9 to correct a rapid heart rate.

**PROFESSIONAL CAREER:** Has averaged 3.7 points, 4.0 rebounds and 13.8 minutes in 239 games, with 65 starts ... Has made eight playoff appearances, averaging 2.6 points, 2.8 rebounds and 12.8 minutes ... **2010-11:** Averaged 3.1 points and 4.2 rebounds per game and shot .566 from the field ... Led the team in rebounds five times ... Was inactive for 29 games and recorded 12 DNP-CD's ... Collected 10 rebounds Apr. 13 at Dallas ... Grabbed nine rebounds Apr. 10 vs. Utah ... Finished with seven points (3-3 FG) and seven rebounds in 18 minutes Mar. 27 at Los Angeles Lakers ... Scored 10 points and had eight rebounds (five offensive) Mar. 23 at Utah ... Grabbed 10 rebounds (six offensive) with four points in 17 minutes Feb. 7 vs. Minnesota ... Had 10 rebounds Feb. 5 vs. Los Angeles Lakers ... Totaled eight rebounds with four points Feb. 1 vs. Washington ... Scored nine points on going four-of-five FG and grabbed four rebounds Dec. 5 at San Antonio ... **Playoffs:** Saw action in six games, averaging 3.5 points, 3.5 rebounds and 11.4 minutes ... Shot nine-of-13 (.692) from the field in the first-round series against the Los Angeles Lakers, including five-for-five en route to 12 points in a Game 1 victory ... **2009-10:** Averaged 3.3 points, 3.3 rebounds and 9.7 minutes in 32 games ... Totaled 12 points and seven rebounds (6 offensive) vs. Washington on Mar. 31 ... Had seven points, 11 rebounds, two blocks and two assists on Mar. 20 at Utah ... Totaled six points, seven rebounds and three assists vs. Oklahoma City on Mar. 10 ... Had seven points and eight rebounds Mar. 3 vs. Memphis ... Played 24 minutes, totaling six points and seven rebounds, holding Dwight Howard to two 4th quarter points vs. Orlando on Feb. 26 ... In his first game with the Hornets, had two points and 1 rebound Jan. 30 at Memphis ... Had six points and three rebounds vs. Toronto on Dec. 5 ... Made season debut at Utah on Nov. 26 after missing first 13 games with left fibula stress fracture ... **2008-09:** Played in 56 games, with 18 starts, and averaged 3.5 points, 3.9 rebounds and 12.8 minutes ... In the 18 starts, averaged 4.1 points, 5.8 rebounds and 17.0 minutes ... Drew 26 DNP-CDs ... Posted nine points (3-3 FG) in 9:28 minutes of play at the Los Angeles Clippers on Jan. 28 ... Scored 10 points and grabbed nine boards Jan. 3 vs. Minnesota ... Posted his lone double-double of the year with season highs of 12 points and 11 rebounds at Miami on Dec. 26 ... Grabbed nine boards vs. Washington on Dec. 6 ... Finished with 11 points and five boards at the Los Angeles Lakers on Nov. 18 ... Hauled down 10 rebounds vs. Atlanta on Nov. 11 ... **Playoffs:** Was scoreless with one rebound in nine minutes in two appearances ... **2007-08:** Made 61 appearances during his rookie season, including one start ... Averaged 4.3 points, 2.8 rebounds and 10.0 minutes ... Shot .505 from the floor ... Was on the Inactive List for two games and was a DNP-CD 18 times ... Posted two double-double games ... Made his first career start in the season finale Apr. 16 vs. Toronto, posting career highs of 19 points and 22 rebounds in 35 minutes ... Registered his first career double-double with 10 points and 10 rebounds Dec. 19 at Washington ... Played 20 minutes Dec. 18 vs. Los Angeles Lakers, recording eight points and six rebounds.

**COLLEGE CAREER:** Finished his four years at Pittsburgh with averages of 9.8 points, 7.0 rebounds and 1.15 blocks in 113 games (68 starts) ... Shot .550 from the field with the Panthers ... Concluded his college career ranked 10th in school history in rebounds (790), fifth in blocks (130), sixth in double-doubles (33) and fifth in double-figure rebounding games (39) ... Earned All-Big East First Team honours as a junior and senior ... Named Third Team All-America by The Associated Press his senior season ... Led the team in scoring (13.9), rebounds (9.5), field goal percentage (.565) and blocked shots (62) in his senior campaign ... Named the 2006-07 Big East/Aeropostale Scholar-Athlete of the Year and All-Big East First Team ... Posted 15 double-doubles ... Averaged 13.9 points and 10.5 rebounds in 33 games his junior season ... Became the first Pitt player since 1987-88 to average a double-double for a season ... Led the Big East in double-doubles with 18 ... Named Big East Most Improved Player in 2005-06, upping his scoring and rebound averages to 13.9 points and 10.5 rebounds in his junior season from 4.3 points and 2.8 rebounds as a



sophomore ... Led the conference in rebounding ... Scored a career-high 25 points against Notre Dame ... Claimed Big-East All-Tournament Team accolades in 2006, when he recorded three double-doubles in four games and set the Tournament record for rebounds with 47.

**PERSONAL:** Full name is Aaron Michael Gray ... Nickname is "A.G." ... Son of Michael and Sandy Gray ... Brother, Matthew, played collegiate baseball at Bloomsburg (Pa.) ... Uncle, Steve Gray, was a member of the 1978 Duke basketball team that advanced to the Final Four ... Majored in Communication & Rhetoric.

## CAREER HIGHS

Points	19, Chicago vs. Toronto, 4/16/2008	Off. Rebounds	6, New Orleans vs. Washington, 3/31/2010 (twice)
FGM	6, Chicago at Orlando, 4/9/2008 (3 times)	Def. Rebounds	17, Chicago vs. Toronto, 4/16/2008
FGA	13, Chicago vs. Toronto, 4/16/2008	Total Rebounds	22, Chicago vs. Toronto, 4/16/2008
3PM	None	Assists	5, Chicago at Washington, 12/19/2007
3PA	1, Chicago at Utah, 2/9/2008 (twice)	Steals	3, Toronto vs. LA Lakers, 2/12/2012 (3 times)
FTM	9, Chicago vs. Toronto, 4/16/2008	Blocks	3, Chicago at Boston, 10/31/2008
FTA	9, Chicago vs. Toronto, 4/16/2008	Minutes	40, New Orleans at New Jersey, 2/9/2011

## NBA STATISTICS

YEAR	TEAM	G	GS	MIN	FG	FGA	PCT	FT	FTA	PCT	OFF	DEF	REB	AST	ST	TO	BLK	PTS	AVG
07-08	Chi	61	1	613	103	204	.505	56	99	.566	70	98	168	41	21	57	18	262	4.3
08-09	Chi	56	18	715	81	187	.485	34	59	.576	84	136	220	46	14	40	18	196	3.5
09-10	Chi-NO	32	0	311	42	82	.512	20	28	.714	45	81	108	22	9	18	11	104	3.3
10-11	NO	41	8	531	56	99	.566	17	34	.500	59	112	171	16	11	32	12	129	3.1
11-12	Tor	49	40	813	83	161	.516	25	47	.532	83	198	281	27	22	51	17	191	3.9
<b>TOTALS</b>		<b>239</b>	<b>65</b>	<b>2983</b>	<b>365</b>	<b>713</b>	<b>.512</b>	<b>152</b>	<b>267</b>	<b>.569</b>	<b>341</b>	<b>605</b>	<b>946</b>	<b>152</b>	<b>77</b>	<b>198</b>	<b>74</b>	<b>882</b>	<b>3.7</b>

Three-point field goals: 2007-08: 0-1 (.000); 2008-09: 0-1 (.000); 2009-10: 0-0; 2010-11: 0-0; 2011-12: 0-0; **Totals:** 0-2 (.000).

Personal fouls / Disqualifications: 2007-08: 117/0; 2008-09:135/1; 2009-10: 54/0; 2010-11: 96/2; 2011-12: 127/2; **Totals:** 529/5.

## NBA PLAYOFF STATISTICS

YEAR	TEAM	G	MIN	FG	FGA	PCT	FT	FTA	PCT	OFF	DEF	REB	AST	ST	TO	BLK	PTS	AVG
08-09	Chi	2	9	0	2	.000	0	0	---	0	1	1	0	0	1	0	0	0.0
10-11	NO	6	87	9	13	.692	3	8	.375	3	18	21	2	2	5	2	21	3.5
<b>TOTALS</b>		<b>8</b>	<b>96</b>	<b>9</b>	<b>15</b>	<b>.600</b>	<b>3</b>	<b>8</b>	<b>.375</b>	<b>3</b>	<b>19</b>	<b>22</b>	<b>2</b>	<b>2</b>	<b>6</b>	<b>2</b>	<b>21</b>	<b>2.6</b>

Three-point field goals: 2008-09: 0-0; 2010-11: 0-0; **Totals:** 0-0.

Personal fouls / Disqualifications: 2008-09: 0/0; 2010-11: 13/0; **Totals:** 13/0.





# #15 AMIR JOHNSON



**POSITION:** Centre-Forward **HEIGHT:** 6-9 **WEIGHT:** 237  
**BORN:** May 1, 1987  
**HIGH SCHOOL:** Westchester H.S. (Los Angeles)  
**NBA EXPERIENCE:** 7 Years



**HOW ACQUIRED:** Traded by Milwaukee with guard Sonny Weems for guard-forward Carlos Delfino and guard Roko Ukic on August 18, 2009.

**CAREER TRANSACTIONS:** Second-round draft choice (56th overall) by Detroit in 2005; **June 23, 2009:** Traded by Detroit to Milwaukee for centre Fabricio Oberto; **August 18, 2009:** Traded by Milwaukee with guard Sonny Weems to Toronto for guard-forward Carlos Delfino and guard Roko Ukic; **July 8, 2010:** Re-signed to a multi-year contract extension by Toronto.

**CONTRACT STATUS:** Signed through 2014-15 season.

**2011-12 SEASON:** Contributed 7.1 points, 6.4 rebounds and 24.3 minutes in 64 outings ... Averaged 7.7 points, 6.8 rebounds and 25.9 minutes in 43 starts ... Shot a team-best .576 (196-for-340) from the field ... Led the Raptors on the glass in 19 contests ... Totaled 10+ rebounds on 14 occasions, with eight double-doubles (second on team, Calderon) ... Logged a season-high 40 minutes Apr. 13 vs. Boston ... Recorded 12 points and game-high 12 rebounds Mar. 30 vs. Miami for his eighth double-double ... Scored in double figures in five of six games (Mar. 2-13) ... Did not dress Mar. 5 vs. Orlando due to a sore right knee ... Set a career high with 13 defensive rebounds Mar. 4 vs. Golden State ... Dished out a season-best four assists and tied season highs with five blocks and two steals Feb. 29 at New Orleans ... Grabbed a season-high 15 rebounds Feb. 15 vs. Charlotte ... Blocked a season-high five shots Feb. 14 vs. New York ... Collected 10 or more rebounds in four consecutive games (Jan. 6-10) for the second time in career (Last: Feb. 2-9, 2011) ... Made first three-point basket since rookie season (2005-06) Jan. 11 vs. Sacramento ... Scored a season-high 19 points Jan. 9 vs. Minnesota ... Hauled down 14 boards Jan. 7 at Philadelphia ... Led the team with 10 rebounds during the home opener Dec. 28 vs. Indiana ... Recorded a double-double with 13 points and 13 rebounds opening night Dec. 26 at Cleveland.

**PROFESSIONAL CAREER:** Has averaged 6.1 points, 5.0 rebounds and 19.0 minutes in 353 games (126 starts) ... Is shooting .584 (899-1,540) from the field in his career ... Has appeared in 11 playoff games, averaging 2.1 points, 1.5 rebounds and 5.0 minutes ... **2010-11:** Averaged career highs in points (9.6), rebounds (6.4), minutes (25.7) and starts (54) ... Shot .568 (281-495) from the field ... Averaged 9.9 points, 6.6 rebounds and shot .564 (225-of-399) from the field in 54 games as a starter ... Led the team in blocks (88) ... Paced the club on the boards 17 times ... Had 15 games of 10 or more rebounds and 11 double-doubles ... Missed the last five games (Apr. 6-13) due to a sore left ankle ... Scored the game-winning basket with 1.4 seconds remaining Mar. 20 at Oklahoma City ... Returned to the starting lineup Mar. 18 vs. Washington after missing the previous three games (Mar. 11-16) due to a sprained left ankle ... Blocked a career high-tying seven shots and added 10 rebounds Mar. 1 vs. New Orleans ... Averaged 12.0 points, 8.4 rebounds, 1.9 blocks and shot .602 (50-of-83) from the field in February ... Shot a perfect eight-for-eight from the field Feb. 23 vs. Chicago, becoming the fifth player in team history to go perfect from the field with at least eight shot attempts ... Did not play Feb. 11 vs. Portland due to a sprained right ankle, ending his streak at 135 consecutive games played as a Raptor ... Scored 10+ points in nine consecutive games (Jan. 21 - Feb. 4) ... Had 19 points and 12 rebounds, with a career-high six assists, Feb. 4 vs. Minnesota ... Averaged 12.1 points, 7.3 rebounds and shot .637 (86-for-135) from the field during 17 games in January ... Scored a season-high 24 points and tied a career-high with nine free throw attempts Jan. 28 vs. Milwaukee ... Played a career-high 42 minutes Dec. 28 at Dallas despite suffering from back spasms ... Had a career-high 16 rebounds, a career high-tying three steals, and 22 points Dec. 5 vs. New York ... Set career highs in free throws made and attempted shooting a perfect nine-of-nine Nov. 21 vs. Boston, connecting on two free throws with 2.7 seconds remaining to give the Raptors a 102-101 victory ... Recorded 15 rebounds, nine on the offensive end, along with 12 points Nov. 5 at L.A. Lakers for the teams' first double-double of the season ... **2009-10:** Averaged then career highs in points (6.2), rebounds (4.8) and minutes (17.7) while appearing in a career-best 82 games ... One of two Raptors to see action in every game (Jack) ... Scored in double-figures 21 times and posted double-digit totals on the glass five times ... Posted a franchise single-season record by shooting .623 from the field (min. 200 shots), passing the previous record set by John Thomas (.577) during the 1998-99 season ... Led the team in rebounds six times and bench scoring 10 times ... Averaged 17.8 points, 6.0 rebounds and 33.0 minutes during five games as a starter ... Averaged 18.8 points, 5.5 rebounds and 33.5 minutes in the final four games of the season ... Played a season-high 40 minutes Apr. 14 vs. New York ... Set a career high with 26 points and matched career highs in field goals made (10) Apr. 12 at Detroit ... Had 18 points and a season-high 13 rebounds Apr. 9 at Atlanta with a career high-tying nine defensive boards ... Scored 16 points and grabbed 10 rebounds for his first double-double of the season Apr. 6 at Cleveland ... Made his first start Mar. 5 vs. New York and scored 14 points ... Attempted a season-high eight free throws Dec. 18 vs. New Jersey ... **2008-09:** Appeared in 62 games (with a then career-high 24 starts), averaging 3.5 points, 3.7 rebounds and 0.97 blocks in 14.7 minutes ... In 24 games as a starter, averaged 4.8 points, 4.9 rebounds and 1.04 blocks in 19.6 minutes ... In 38 games off the bench, averaged 2.7 points, 3.0 rebounds and 0.88 blocks in 11.6 minutes ... Shot .642 (52-for-81) as a starter and .548 (45-for-82) as a reserve ... Led the team for a second consecutive season in field goal percentage at .595 ... Scored 10-plus points four times ... Played 20-plus minutes in 16 games, averaging 6.9 points, 6.7 rebounds,



0.50 steals, 1.69 blocks and 25.0 minutes ... Grabbed 102 offensive rebounds ... Paced the Pistons in rebounding four times ... Grabbed five-plus rebounds 21 times, including a season-high 14 rebounds in a season-best 38 minutes vs. Sacramento on Jan. 2 ... Tallied a season-high four blocks Dec. 27 at Milwaukee ... Blocked two or more shots in 17 games ... Tied his season-high with 12 points vs. New York on Nov. 26 ... Equaled his career high with three steals Nov. 5 at Toronto ... Posted a season high-tying 12 points at Charlotte on Nov. 3 ... **Playoffs:** Appeared in three games, totaling two points and three rebounds in 13 minutes ... **2007-08:** Saw action in 62 games, averaging 3.6 points, 3.8 rebounds and 1.32 blocks in 12.3 minutes ... Led the team in field goal percentage at .558 ... Paced the team in scoring once and rebounds five times ... Scored 10-plus points three times ... Played 20-plus minutes in 11 games – Pistons 10-1 in those games – averaging 7.1 points, 7.4 rebounds, 2.82 blocks and 24.4 minutes ... Scored a season-high 14 points (5-6 FG, 4-4 FT) with nine rebounds vs. New York on Apr. 8 ... Grabbed five-plus rebounds 23 times, including a season-high nine rebounds on five occasions ... Posted a career-high seven blocks in a season-high 31 minutes Feb. 13 vs. Indiana ... Blocked three or more shots in nine games ... **Playoffs:** Saw time in eight games, averaging 2.6 points and 1.6 rebounds in 5.4 minutes ... Recorded playoff career highs in points (10) and rebounds (6) at Philadelphia on May 1 ... **2006-07:** Appeared in eight games, averaging 5.9 points, 4.6 rebounds and 1.63 blocks in 15.5 minutes ... Played a season-high 37 minutes at Boston on Apr. 18, scoring a then career-high 20 points (10-14 FG) and grabbing a season-best 12 rebounds ... Played 35 minutes vs. Philadelphia on Apr. 15 and totaled 12 points, 10 rebounds, three assists and six blocks ... Averaged 10.8 points, 8.0 rebounds, 2.75 blocks and 25.8 minutes over the last four games of the season ... Drew nine DNP-CDs and spent 34 games on the inactive list ... **NBA D-League:** Made two NBA Development League assignments during the season and averaged 18.9 points, 9.6 rebounds, 2.1 assists, 3.13 blocks and 35.2 minutes in 22 games with the Sioux Falls Skyforce ... Recorded 10 double-doubles ... Was named NBA D-League Performer of the Week for Apr. 2, averaging 27.5 points, 15.5 rebounds, 4.5 blocks, 4.0 assists and 2.0 steals ... Scored in double-figures in 20-of-22 games, including a season-high 34 points (14-14 FT), with 14 rebounds, vs. Dakota on Mar. 30 ... Grabbed 10-plus rebounds 11 times, including a season-high 19 boards (10 offensive) Mar. 24 vs. Tulsa ... **2005-06:** Averaged 6.7 points, 1.3 rebounds, 1.0 assists and 13.0 minutes in three games during his rookie campaign in Detroit ... Scored a season-high 18 points (6-6 FG, 2-2 3FG, 4-4 FT) with two rebounds and two assists in a season-high 18 minutes Apr. 17 at Milwaukee ... **NBA D-League:** Played in 17 games (12 starts) with the Fayetteville Patriots, averaging 17.2 points, 7.2 rebounds and 1.5 blocks in 27.7 minutes ... Recorded four double-doubles ... Grabbed a season-high 14 rebounds Apr. 8 at Florida ... Twice scored a season-high 25 points at Florida on Apr. 8 and at Roanoke on Mar. 15.

**HIGH SCHOOL CAREER:** Named a 2005 McDonald's High School All-American ... Was selected 2005 Mr. Basketball in California ... Earned Los Angeles' Player of the Year honours by the Los Angeles Times ... Scored 17 points (8-11 FG) for the West squad at the Roundball Classic (2005) ... Tallied seven rebounds and two blocks in 19 minutes for the West team at the McDonald's High School All-America game (2005) ... Averaged 21.0 points, 15.0 rebounds and 8.0 blocks during his senior season at Westchester ... Led Westchester to a state championship and a top-five national ranking.

**PERSONAL:** Is the last player to go directly from high school to the NBA ... Is very active on Twitter and has his own tv channel, AmirTV, on his Web site: Amirjohnson.com ... Has nearly a seven-foot wingspan ... His cousin, Kevin Burnett, is a linebacker for the San Diego Chargers ... Would like to study computer science in the future and learn how to design and develop computer games ... Took part in the 2008 Celebrity Wheelchair Game for the Rehabilitation Institute of Michigan and the Detroit Medical Center.

## CAREER HIGHS

Points	26, Toronto at Detroit, 4/12/2010	Off. Rebounds	9, Toronto at Washington, 2/6/2012 (twice)
FGM	10, Toronto vs. Dallas, 2/27/2011 (4 times)	Def. Rebounds	13, Toronto vs. Golden State, 3/4/2012
FGA	14, Toronto at Indiana, 1/31/2011 (3 times)	Total Rebounds	16, Toronto at New York, 12/5/2010
3PM	2, Detroit at Milwaukee, 4/17/2006	Assists	6, Toronto vs. Minnesota, 2/4/2011
3PA	2, Detroit at Boston, 4/18/2007 (twice)	Steals	3, Toronto vs. Minnesota, 2/4/2011 (5 times)
FTM	9, Toronto vs. Boston, 11/21/2010	Blocks	7, Toronto vs. Indiana, 3/11/2011 (3 times)
FTA	9, Toronto vs. Milwaukee, 1/29/2011 (twice)	Minutes	42, Toronto at Dallas, 12/28/2010

## NBA STATISTICS

YEAR	TEAM	G	GS	MIN	FG	FGA	PCT	FT	FTA	PCT	OFF	DEF	REB	AST	ST	TO	BLK	PTS	AVG
05-06	Det	3	0	39	7	10	.700	4	4	1.000	3	1	4	3	0	4	2	20	6.7
06-07	Det	8	0	124	18	33	.545	11	14	.786	15	22	37	3	5	9	13	19	5.9
07-08	Det	62	0	764	92	165	.558	37	55	.673	87	148	235	29	24	39	82	221	3.6
08-09	Det	62	24	911	97	163	.595	23	35	.657	102	130	232	20	20	33	60	217	3.5
09-10	Tor	82	5	1453	208	334	.623	95	149	.638	154	241	395	48	44	63	66	511	6.2
10-11	Tor	72	54	1853	281	495	.568	126	160	.788	189	272	461	81	53	69	88	688	9.6
11-12	Tor	64	43	1553	196	340	.576	58	84	.690	149	259	408	79	33	94	69	452	7.1
<b>TOTALS</b>		<b>353</b>	<b>126</b>	<b>6697</b>	<b>899</b>	<b>1540</b>	<b>.584</b>	<b>354</b>	<b>501</b>	<b>.707</b>	<b>699</b>	<b>1073</b>	<b>1772</b>	<b>263</b>	<b>179</b>	<b>311</b>	<b>380</b>	<b>2156</b>	<b>6.1</b>

Three-point field goals: 2005-06: 2-3 (.667); 2006-07: 0-3 (.000); 2007-08: 0-0; 2008-09: 0-0; 2009-10: 0-4 (.000); 2010-11: 0-1 (.000); 2011-12: 2-5 (.400); Totals: 4-16 (.250).

Personal fouls / Disqualifications: 2006-06: 7/0; 2006-07: 19/0; 2007-08: 141/1; 2008-09: 171/2; 2009-10: 255/1; 2010-11: 263/4; 2011-12: 209/2; Totals: 1065/10.

## NBA PLAYOFF STATISTICS

YEAR	TEAM	G	MIN	FG	FGA	PCT	FT	FTA	PCT	OFF	DEF	REB	AST	ST	TO	BLK	PTS	AVG
07-08	Det	8	43	9	12	.750	3	6	.500	3	10	12	1	0	2	3	21	2.6
08-09	Det	3	13	1	1	.1000	0	0	-----	1	2	3	0	0	0	1	2	0.7
<b>TOTALS</b>		<b>11</b>	<b>56</b>	<b>10</b>	<b>13</b>	<b>.769</b>	<b>3</b>	<b>6</b>	<b>.500</b>	<b>4</b>	<b>12</b>	<b>16</b>	<b>1</b>	<b>0</b>	<b>2</b>	<b>4</b>	<b>23</b>	<b>2.1</b>

Three-point field goals: 2007-08: 0-1 (.000); 2008-09: 0-0; Totals: 0-1 (.000).

Personal fouls / Disqualifications: 2007-08: 7/0; 2008-09: 3/0; Totals: 10/0.

## NBA D-LEAGUE STATISTICS

YEAR	TEAM	G	GS	MIN	FG	FGA	PCT	FT	FTA	PCT	OFF	DEF	REB	AST	ST	TO	BLK	PTS	AVG
05-06	Fay	18	12	508	119	178	.669	70	97	.722	54	74	128	21	16	42	27	309	17.2
07-08	SF	22	22	775	157	252	.623	100	134	.746	76	136	212	46	26	70	69	415	18.9
<b>TOTALS</b>		<b>40</b>	<b>34</b>	<b>1283</b>	<b>276</b>	<b>430</b>	<b>.642</b>	<b>170</b>	<b>231</b>	<b>.736</b>	<b>130</b>	<b>210</b>	<b>340</b>	<b>67</b>	<b>42</b>	<b>112</b>	<b>96</b>	<b>742</b>	<b>18.6</b>

Three-point field goals: 2005-06: 1-1; (1.000); 2006-07: 1-3 (.333); Totals: 2-4 (.500).

Personal fouls / Disqualifications: 2005-6: 67/0; 2007-08: 97/0; Totals: 164/0.





# #11 LINAS KLEIZA



**POSITION:** Forward **HEIGHT:** 6-8 **WEIGHT:** 248  
**BORN:** January 3, 1985 **COUNTRY:** Lithuania  
**NBA EXPERIENCE:** 6 Years



**HOW ACQUIRED:** Signed as a free agent July 26, 2010.

**CAREER TRANSACTIONS:** First-round draft choice (27th overall) by Portland in 2005; **June 28, 2005:** Draft rights traded by Portland with draft rights to forward Rudy Sanchez to Denver for draft rights to guard Jarrett Jack; **August 10, 2009:** Signed with Olympiakos of the Greek League; **July 8, 2010:** Signed an offer sheet with Toronto; **July 26, 2010:** Signed as a free agent by Toronto.

**CONTRACT STATUS:** Signed through 2012-13 season, with a player option for the following season.

**2011-12 SEASON:** Averaged 9.7 points, 4.1 rebounds and 21.6 minutes ... Averaged 7.0 points, 4.7 rebounds and 23.3 minutes in three games as a starter ... Led the Raptors in 3FGM (62) and 3FGA (179) ... Led the bench in scoring 19 times ... Scored in double-figures 23 times ... Was a DNP-CD for two games (Apr. 16-18) with a sore right knee ... Scored all of his team-high 18 points in the fourth quarter Apr. 9 at Indiana ... Scored a bench-high 21 points and tied a career high with five three-pointers Feb. 29 at New Orleans ... Missed three straight games (Feb. 15-22) with a sore left ankle ... Placed on the inactive list Feb. 17 vs. Charlotte ... Recorded first double-double with 15 points and season-high 11 rebounds Feb. 14 vs. New York ... Averaged 18.5 points over a four-game stretch (Feb. 1-8) ... Scored a season-high 30 points Feb. 6 at Washington ... Placed on the inactive list Feb. 1 at Boston due to a sore right knee ... Made first start of the season Jan. 27 at Denver, tying career best with four assists ... Grabbed 10 rebounds Jan. 24 at Phoenix ... Recorded 10 points and three rebounds in 14 minutes off the bench in season debut Jan. 11 vs. Sacramento; returned to the court against the Kings after missing the previous 49 games (Jan. 22, 2010 – Jan. 10, 2011) ... Underwent season-ending arthroscopic surgery Feb. 1, 2011 to address both a meniscal tear and chondral defect of his right knee.

**PROFESSIONAL CAREER:** Has averaged 8.8 points, 3.7 rebounds and 20.1 minutes in 389 regular season NBA games (62 starts) ... Owns averages of 6.4 points, 3.2 rebounds and 15.8 minutes in 26 playoff appearances ... Has represented Lithuania in world competition ... Averaged 13.8 points, 6.3 rebounds and 26.7 minutes in six games for Lithuania in the 2012 Olympic Games ... Had a high of 25 points against gold-medal champion USA ... Saw action in nine games in the 2010 FIBA World Championships earning All-Tournament honours and leading Lithuania to a bronze medal; averaged 19 points and 7.1 rebounds while shooting .576 from the field and .382 from three-point range ... Had 33 points in the bronze medal game against Serbia ... Averaged 11.1 points, 4.6 rebounds and 18.6 minutes in eight games at the 2008 Beijing Olympics ... Averaged 9.9 points, 5.3 rebounds and 23.9 minutes in nine games for Lithuania at Eurobasket 07 – Europe's Olympic Qualifying Tournament ... Helped Lithuania finish third ... Averaged 10.1 points and 5.6 rebounds for Lithuania at the 2006 FIBA World Championships ... Played on the Lithuanian Junior National Team which took second place at the 2003 World Junior Championships ... Led the tournament in scoring, averaging 29.1 points on .584 shooting in eight games ... **2010-11:** Underwent season-ending arthroscopic surgery Feb. 1 to address both a meniscal tear and chondral defect of his right knee ... Due to the nature of the microfracture procedure performed, the recovery time was expected to be nine to 12 months ... Appeared in 39 games with 23 starts, averaging 11.2 points, 4.5 rebounds and 26.5 minutes ... Averaged 12.4 points, 4.5 rebounds and 30.2 minutes as a starter ... Missed nine of 10 games (Jan. 17 - Feb. 2) with a sore right knee ... Averaged 8.4 points, 4.0 rebounds and shot .381 (32-of-84) from the field through nine games in January ... Contributed 17 points and tied a team-high with six rebounds Jan. 7 at Boston ... Had a streak of six consecutive games (Dec. 17-31) with 16 or more points snapped Jan. 2 vs. Boston ... Matched his career-high with 12 rebounds Dec. 31 at Houston ... Was ejected with two technical fouls at the 5:14 mark of the third quarter Dec. 28 at Dallas ... Scored a game-high 22 points Dec. 27 at Memphis ... Tied a season-high with 26 points Dec. 19 vs. the L.A. Lakers ... Inserted into the starting lineup Dec. 17 vs. New Jersey and tallied 18 points with a career high-tying 12 rebounds in a career-high 45 minutes ... Recorded his third career double-double with a season-high 26 points and a career-high 12 rebounds Dec. 10 vs. Denver ... Had a team-high 18 points and seven rebounds Nov. 26 at Boston ... Scored 15 points in his returned to the lineup Nov. 16 at Washington after missing two games (Nov. 12-13) with right Achilles tendinitis ... Recorded 20 points and 7 rebounds Nov. 7 vs. Golden State ... Scored 19 points and grabbed five boards Oct. 29 vs. Cleveland ... Contributed 13 points and five rebounds during his Raptors debut Oct. 27 vs. New York ... **2009-10:** Averaged 14.0 points and 5.1 rebounds in 31 regular-season appearances with Olympiakos ... Shot .596 from the field, .374 from three-point range and .800 from the foul line ... Scored in double figures in 26 games, with 20 or more on five occasions ... Had a high of 27 points, with a season-best 3-5 3FG, against C.C. Marousi on Nov. 1 ... Had 25 points and a season-high 13 rebounds Jan 3 vs. AEK ... Posted double figures in rebounds in four games ... In 22 Euroleague outings, contributed 17.1 points and 6.5 rebounds ... Finished second in the league in scoring (19.7 points per game) in Euroleague regular season play ... Scored in double figures in 21 of his 22 games ... Topped 20 points in six contests ... Had a high of 26 points in consecutive games against Assec Prokom on March 23 and 25 ... Grabbed 10+ boards four times, with a high of 11 in three games ... Made five-of-eight three-pointers Dec. 2 against Orleans ... Was 14-of-16 from the charity stripe Nov. 26 versus Parizhan ... **2008-09:** Played in 82 games, averaging 9.9 points and 4.0 rebounds in 22.2 minutes ... Started seven times ... Only Nugget to appear every game ... Scored in double figures 39 times, including eight games of 20+ points ... Led the Nuggets in scoring five times and in rebounds twice ... Grabbed his 1,000th



# LINAS KLEIZA



career rebound at Dallas on Mar. 27 ... Had 18 points and a season high-tying nine rebounds (3rd time) vs. Utah on Jan. 25 ... Registered a season-high 27 points (11-17 FG) vs. Sacramento on Jan. 20 ... Tallied 26 points and five rebounds in a season-high 37 minutes on Jan. 17 vs. Orlando ... Scored his 2,000th career point at Atlanta on Dec. 29 ... Notched 25 points (13-15 FT) vs. Milwaukee on Nov. 18; his 13 FT makes and 15 FT attempts tied career-highs (2nd time each) ... **Playoffs:** Averaged 6.9 points, 3.0 rebounds and 15.0 minutes in a career-high 14 games ... **2007-08:** Appeared in 79 games, averaging career highs in points (11.1), rebounds (4.2), assists (1.2), steals (0.56), minutes (23.9) and field goal percentage (.472) ... Started 13 times, averaging 17.1 points ... Posted his only double-double of the season with 23 points and 11 rebounds vs. New Jersey on Jan. 25 ... Made a game-winning, 22-foot turnaround jumper as time expired at Sacramento on Dec. 23 ... Scored his 1,000th career point at Dallas on Dec. 6 ... Missed three games (Nov. 23-24; Feb. 23) due to a left ankle sprain ... **Playoffs:** Averaged 14.0 points and 6.5 rebounds in 30.5 minutes in four first-round games vs. the Los Angeles Lakers ... Started the last three games ... Shot .537 (22-41) from the field ... Scored a career playoff-high 23 points off the bench in Game 1 ... **2006-07:** Played in a team-high 79 games, starting 14 times ... Averaged 7.6 points and 3.4 rebounds ... Scored at least 20 points four times and grabbed double-digit rebounds twice ... Hit the game-winning three-pointer at L.A. Clippers on Apr. 7 ... **Playoffs:** Appeared in all five games vs. San Antonio, averaging 1.6 points and 1.6 rebounds in 13.2 minutes ... **2005-06:** Played in 61 games as a rookie, starting twice ... Averaged 3.5 points and 1.9 rebounds in 8.5 minutes ... Scored in double figures four times ... DNP-CD 19 times ... Missed one game (Mar. 17) due to a sprained left ankle and was a healthy inactive once (Nov. 11) ... Averaged 11.5 points and 4.5 rebounds in his two starts ... Played in his first NBA game vs. Portland on Nov. 4 ... **Playoffs:** Appeared in three games, averaging 2.0 points and 1.3 rebounds in 4.7 minutes

**COLLEGE CAREER:** Named Honorable Mention All-Big 12 by the league coaches as a sophomore ... Earned All-Big 12 Tournament honours in 2005 after averaging 29.5 points and 9.0 rebounds in two games ... As a sophomore, led team in scoring (16.1), rebounding (7.6) and minutes played (31.5) ... Ranked ninth in the Big 12 in scoring and fifth in rebounding ... In his freshman campaign, averaged 11.1 points and 8.4 rebounds in 23.1 minutes ... Was the team's third-leading scorer and top rebounder before missing the last 14 games of the season due to a dislocated right shoulder.

**PERSONAL:** Name is pronounced (LYNN-us CLAY-za) ... Has an older brother, Zilvinas ... Speaks four languages: English, Lithuanian, Russian and German ... Likes to watch TV and movies in his spare time ... Parents moved to the U.S. in the mid-'90s and he came over at the age of 16.



## CAREER HIGHS

Points	41, Denver vs. Utah, 1/17/2008	Off. Rebounds	7, Denver at Golden State, 3/7/2007
FGM	13, Denver vs. Utah, 1/17/2008	Def. Rebounds	11, Toronto vs. New Jersey, 12/17/2010
FGA	21, Toronto at Houston, 12/31/2010 (3 times)	Total Rebounds	12, Toronto at Houston, 12/31/2010 (3 times)
3PM	5, Toronto at New Orleans, 2/29/2012 (5 times)	Assists	4, Toronto vs. Denver, 1/27/2012 (6 times)
3PA	10, Toronto vs. LA Lakers, 12/19/2010 (twice)	Steals	3, Toronto at LA Lakers, 11/5/2010 (3 times)
FTM	13, Denver vs. Milwaukee, 11/18/2008 (twice)	Blocks	3, Denver vs. Dallas, 4/6/2007
FTA	15, Denver vs. Milwaukee, 11/18/2008 (twice)	Minutes	45, Toronto vs. New Jersey, 12/17/2010

## NBA STATISTICS

YEAR	TEAM	G	GS	MIN	FG	FGA	PCT	FT	FTA	PCT	OFF	DEF	REB	AST	ST	TO	BLK	PTS	AVG
05-06	Den	61	11	519	77	173	.445	57	81	.704	38	78	116	15	10	16	13	213	3.5
06-07	Den	79	11	1488	200	474	.422	115	135	.852	77	189	266	45	28	79	14	508	7.6
07-08	Den	79	56	1889	311	659	.472	164	213	.770	92	241	333	95	44	89	19	880	11.1
08-09	Den	82	68	1824	289	646	.447	148	204	.725	92	235	327	64	31	82	14	813	9.9
10-11	Tor	39	23	1032	178	406	.438	41	65	.631	37	140	177	40	19	65	7	436	11.2
11-12	Tor	49	3	1057	165	410	.402	81	100	.810	42	157	199	46	23	64	4	473	9.7
<b>TOTALS</b>		<b>389</b>	<b>62</b>	<b>7809</b>	<b>1220</b>	<b>2768</b>	<b>.441</b>	<b>606</b>	<b>798</b>	<b>.759</b>	<b>378</b>	<b>1040</b>	<b>1418</b>	<b>305</b>	<b>155</b>	<b>395</b>	<b>71</b>	<b>3413</b>	<b>8.8</b>

Three-point field goals: 2005-06: 2-13 (.154); 2006-07: 83-221 (.376); 2007-08: 94-277 (.339); 2008-09: 87-267 (.326); 2010-11: 39-131 (.298); 2011-12: 62-179 (.346); **Totals:** 367-1088 (.337).

Personal fouls / Disqualifications: 2005-06: 87/0; 2006-07: 200/0; 2007-08: 181/0; 2008-09: 155/0; 2010-11 99/1; 2011-12: 119/0; **Totals:** 841/1.

## NBA PLAYOFF STATISTICS

YEAR	TEAM	G	MIN	FG	FGA	PCT	FT	FTA	PCT	OFF	DEF	REB	AST	ST	TO	BLK	PTS	AVG
05-06	Den	3	14	3	8	.375	0	0	---	1	3	4	2	0	0	0	6	2.0
06-07	Den	5	66	3	13	.231	1	2	.500	0	8	8	2	0	0	0	8	1.6
07-08	Den	4	122	22	41	.537	9	13	.692	8	18	26	3	1	5	0	56	14.0
08-09	Den	14	210	31	66	.470	18	24	.750	8	37	45	7	5	2	1	97	6.9
<b>TOTALS</b>		<b>26</b>	<b>412</b>	<b>59</b>	<b>128</b>	<b>.461</b>	<b>28</b>	<b>39</b>	<b>.718</b>	<b>17</b>	<b>66</b>	<b>83</b>	<b>14</b>	<b>6</b>	<b>7</b>	<b>1</b>	<b>167</b>	<b>6.4</b>

Three-point field goals: 2005-06: 0-1 (.000); 2006-07: 1-6 (.167); 2007-08: 3-14 (.214); 2008-09: 18-24 (.425); **Totals:** 21-61 (.344).

Personal fouls / Disqualifications: 2005-06: 3/0; 2006-07: 6/0; 2007-08: 11/0; 2008-09: 17/0; **Totals:** 37/0.

## GREEK LEAGUE STATISTICS

YEAR	TEAM	G	FG	FGA	PCT	FT	FTA	PCT	REB	AST	ST	BLK	PTS	AVG
09-10	Olympiakos	31	121	203	.596	80	100	.800	158	42	5	21	433	14.0
<b>TOTALS</b>		<b>31</b>	<b>121</b>	<b>203</b>	<b>.596</b>	<b>80</b>	<b>100</b>	<b>.800</b>	<b>158</b>	<b>42</b>	<b>5</b>	<b>21</b>	<b>433</b>	<b>14.0</b>

Three-point field goals: 2009-10: 37-99 (.374); **Totals:** 37-99 (.374).

## EUROLEAGUE STATISTICS

YEAR	TEAM	G	FG	FGA	PCT	FT	FTA	PCT	REB	AST	ST	BLK	PTS	AVG
09-10	Olympiakos	22	102	189	.540	83	104	.798	143	28	4	15	377	17.1
<b>TOTALS</b>		<b>22</b>	<b>102</b>	<b>189</b>	<b>.540</b>	<b>83</b>	<b>104</b>	<b>.798</b>	<b>143</b>	<b>28</b>	<b>4</b>	<b>15</b>	<b>377</b>	<b>17.1</b>

Three-point field goals: 2009-10: 30-86 (.349); **Totals:** 30-86 (.349).



# #3 KYLE LOWRY



**POSITION:** Guard  
**HEIGHT:** 6-0  
**WEIGHT:** 205  
**BORN:** March 25, 1986  
**COLLEGE:** Villanova  
**NBA EXPERIENCE:** 6 Years

**HOW ACQUIRED:** Traded by Houston for forward Gary Forbes and a protected future first-round draft pick July 26, 2012.

**CAREER TRANSACTIONS:** First-round draft choice (24th overall) by Memphis in 2006; **Feb. 19, 2009:** Traded by Memphis to Houston in a three-team trade with Houston trading guard Rafer Alston to Orlando and Orlando sending forward Brian Cook to Houston and guard Mike Wilks, centre Adonal Foyle and a first-round draft pick to Memphis; **July 14, 2010:** Signed to an offer sheet by Cleveland; **July 21, 2010:** Houston matched offer sheet; **July 26, 2012:** Traded by Houston to Toronto for forward Gary Forbes and a protected future first-round draft pick.

**CONTRACT STATUS:** Signed through 2013-14 season.

**2011-12 SEASON:** Averaged 14.3 points, 4.5 rebounds, 6.6 assists and 1.55 steals in 47 games (38 starts), in fourth season with Houston ... DND for two games (Jan. 6-7) due to a bruised right foot ... Placed on the inactive list for 11 games (Mar. 10-27) and DND for four games (Mar. 30 - Apr. 6) due to a bacterial infection ... Was a DNP-CD for one game (Apr. 22) ... Also inactive one game (Apr. 26) due to a sports hernia ... Underwent successful surgery May 1 to correct a sports hernia ... Reached 20-plus points 11 times, including two 30-point performances ... Handed out 10 or more assists five times, including at least eight assists in 18 outings (Rockets record: 12-6) ... Had a career-best three 10-plus rebounding games ... Finished with four double-doubles and one triple-double ... Led (or tied) Houston in assists 33 times and topped the Rockets in scoring on 12 occasions ... Returned to action at Sacramento on Apr. 8, coming off the bench to record seven assists; missed the previous 15 contests with a bacterial infection ... Tied career-high 11 boards Mar. 20 at Charlotte ... Had 10 or more points in a season-best 17 straight appearances (Feb. 4 - Mar. 7) ... Totalled 24 points, nine assists, seven boards and a season high-tying four steals vs. Memphis on Feb. 20 ... Topped all scorers with 32 points (9-13 FG, 7-8 3FG, 7-7 FT) and nine assists Feb. 19 vs. Utah, and matched his career high for made 3-pointers ... Set his career best for most free throws made in a game without a miss (9-9 FT) at Memphis on Feb. 14 ... Tied season high with four steals at Golden State on Feb. 12 ... Recorded 24 points and 11 assists Feb. 4 at Minnesota ... Posted his second career triple-double with 16 points, 10 rebounds and 10 assists at Minnesota on Jan. 23 ... Posted a career first with three consecutive 20-point games (22 on Jan. 11 at San Antonio, 25 on Jan. 13 vs. Sacramento and 33 on Jan. 14 vs. Portland) ... Notched a season-high 33 points (13-26 FG, 3-5 3FG), nine assists and eight rebounds vs. Portland on Jan. 14 ... Equalled career high of 11 rebounds Jan. 10 at Charlotte ... Paced the Rockets with 22 points, 10 rebounds and nine assists at the L.A. Lakers on Jan. 3 ... Matched career high with 18 assists Dec. 31 vs. Atlanta ... Recorded four steals at Memphis on Dec. 30 ... Had 20 points (9-10 FT) and 12 assists at Orlando on Dec. 26.

**PROFESSIONAL CAREER:** Owns career averages of 10.4 points, 4.8 assists, 3.5 rebounds and 1.14 steals in 359 career games (139 starts) with Memphis and Houston ... Has 31 career 20-point performances, including four 30-point outings ... Posted 18 career double-doubles, including two career triple-doubles ... Recorded 21 double-digit assist games in his career ... Finished sixth in the overall voting for 2010-11 NBA Most Improved Player ... **2010-11:** Averaged 13.5 points, 6.7 assists, 4.1 rebounds and 1.36 steals in 75 games (career-most 71 starts) ... Was 14th in the NBA in assists per game, tied for 20th in steals per game and was eighth in assists-per-turnover ratio (3.16, 500-158) ... Made a career-high 129 3-pointers after hitting a combined total of 101 treys over his first four seasons ... Became just the third different player in Rockets history to record at least 1,000 points (1,011), dish out 500 or more assists (500) and make 100 3-pointers (129) in the same season ... Recorded a career-best 13 20-point outings, including the first two 30-point games of his career ... Recorded 11 double-digit assist games, 10 double-doubles and one triple-double ... Paced the team in assists on 52 occasions ... DND for three games, Apr. 9-13 with a sore left foot ... Made at least one three-pointer in a career-best 19 straight contests, Feb. 27 - Apr. 6 ... Hit a step-back 17-footer vs. San Antonio on Apr. 1 with 3.9 seconds left to send the contest into overtime ... Tabbed Western Conference Player of the Week for Mar. 14-20, averaging 19.3 points (26-57 FG, 9-20 3FG, 16-17 FT), 7.5 assists, 7.3 rebounds and 1.25 steals in guiding the Rockets to a 4-0 week ... Averaged 19.8 points (94-198 FG, 41-96 3FG), 8.1 assists and 5.3 rebounds in 14 games during March, notching five outings of 10 or more assists and finishing tied for fifth in the NBA in assists per game during the month ... Recorded first triple-double of his career with 28 points (9-14 FG, 7-8 FT), a career high-tying 11 rebounds, 10 assists and three steals vs. Utah on Mar. 20 ... Scored 32 points and tied career high with seven made 3-pointers (7-11 3FG) Mar. 8 at Phoenix ... Topped the Rockets with 24 points and 11 assists at the L.A. Clippers on Mar. 2 after a 21-point, 11-assist effort the night before at Portland ... Posted a career-high 36 points Feb. 16 at Philadelphia making 15-of-18 FGs; hit first 11 shots, including five-for-five from three-point range in the first half ... Was 26-of-55 (.473) from three in December ... Had 17 points and a career-high 18 assists, with five steals vs. Memphis on Dec. 17 ... Recorded 22 points and 12 assists vs. Detroit on Dec. 7, as well as matching his career-high six steals ... Grabbed a career high-tying six steals vs. Phoenix on Nov. 22 ... **2009-10:** Averaged 9.1 points, 3.6 rebounds and 4.5 assists in 68 games ... Reached double-digit scoring 30 times, including two 20-point performances ... Posted three double-digit assist games and two double-doubles ... Houston averaged 15.2 fast-break points in his 68 games played and just 11.6 off the break in the 14 outings he missed ... Stood tied for second in the NBA in charges drawn (51) on the season ... Scored 14 points and dished out a season-high 11 assists at Sacramento on Apr. 12 ... Was on the inactive list for 12 games (Feb. 9 - Mar. 7) due to a left ankle sprain ... Had 14



points vs. Philadelphia on Feb. 6 before leaving with a sprained left ankle ... Made a career-high four blocked shots vs. Oklahoma City on Nov. 6 ... DND for two games (Jan. 31 – Feb. 2) with a sprained left knee ... Scored a team high-tying 23 points, with nine assists, six boards and two steals in a 116-109 win Jan. 22 at San Antonio ... Netted a season-high 26 points, dished out 10 assists and nabbed a season-best five steals in a 116-108 OT win at Dallas on Dec. 18 ... Handed out a game-high 10 assists vs. Memphis on Nov. 11 ... **2008-09:** Averaged 7.6 points, 3.6 assists and 2.5 rebounds in 77 total games (21 starts) with Memphis and Houston ... Acquired by the Rockets from the Grizzlies in a three-team trade on Feb. 19, averaging 7.6 points, 3.5 assists and 2.8 rebounds in 28 games with Houston ... Averaged 7.6 points, 3.6 assists and 2.3 rebounds in 49 games (21 starts) with Memphis ... Contributed 9.0 points, 4.8 assists and 3.0 rebounds in 25.7 minutes per game in his 21 starts with the Grizzlies ... Scored 10-plus points 19 times on the season ... Scored a season-high 25 points vs. Cleveland on Jan. 13, setting career bests in free throws made (15) and attempted (16) ... At Minnesota on Dec. 29, registered 14 points and a season-high 12 assists ... **Playoffs:** Averaged 5.3 points, 2.9 rebounds and 2.5 assists in 13 playoff games with Houston ... Averaged 4.8 points, 3.3 rebounds and 1.7 assists in six games against Portland in the First Round ... Averaged 5.7 points, 2.6 rebounds and 3.1 assists in seven games against the L.A. Lakers in the Western Conference Semifinals ... Had four assists in Game Six vs. the Lakers, Game Five at Los Angeles and Game Three vs. the Lakers ... Chipped in 12 points in Game Four vs. the Lakers ... **2007-08:** Was one of two Grizzlies to play in all 82 games, averaging 9.6 points, 3.0 rebounds and 3.6 assists ... Averaged 14.1 points, 4.1 assists and 3.8 boards in nine starts ... Ranked third among NBA sophomores in assists (3.6) ... Led Memphis in free throw attempts (348) and was second in free throws made (243) ... Reached 10-plus points in 39 games and 20-plus points four times, including a season-high 24 points at Chicago on Mar. 4 ... Scored in double figures in 12 of the last 14 games, averaging 14.4 points, 3.4 assists and 2.00 steals in 29.2 minutes per game over the final five contests ... Recorded the first career double-double with 13 points and a season-best 10 assists Jan. 25 at Washington ... In first career start, posted 14 points, nine rebounds and nine assists in a career-high 50 minutes at New Orleans on Dec. 7 ... **2006-07:** Appeared in just 10 games as a rookie, averaging 5.6 points, 3.2 assists, 3.1 rebounds and 1.40 steals ... Suffered a fractured left wrist at Cleveland on Nov. 21 that sidelined him for the rest of the season.

**COLLEGE CAREER:** In two years at Villanova, averaged 9.5 points, 3.8 rebounds and 3.0 assists as part of a backcourt that also included Randy Foye and Allan Ray ... As a sophomore in 2005-06, selected to the second-team All-Big East, twice made the Big East honour roll, was a first-team All-Big 5 and a Big 5 Player of the Week ... Averaged 11.0 points in his second year at Villanova, ranking third on the team ... Led the club in assists (3.7), steals (2.3) and finished third in rebounding (4.3) ... Named one of 16 finalists for the Cousy Award ... As a freshman in 2004-05, averaged 7.5 points and was named to the Big East All-Rookie Team and Philadelphia Big 5 Rookie of the Year ... Missed first seven games of his freshman year recovering from surgery to repair a torn ACL in his left knee.

**PERSONAL:** Son of Marie Holloway and has an older brother, Lonnie ... Has a son, Karter ... Says his mom had the biggest influence on his basketball career ... Lists Barry Sanders as his favourite athlete growing up ... Enjoys golfing and lists pancakes as his favourite food ... Favourite NBA city to visit is Philadelphia, where he was born and raised ... Hosted deploying soldiers of the 1st Calvary Division from Ft. Hood and their families for the game vs. Utah on Mar. 20, doing a meet-and-greet prior to the contest, donating premiere seating and exclusive gifts, and arranging recognition for the soldiers ... Visited with patients and their families at the Memphis Grizzlies House at St. Jude Children's Research Hospital.



## CAREER HIGHS

Points	36, Houston vs. Philadelphia, 2/16/2011	Off. Rebounds	5, Memphis at Portland, 1/9/2007 (twice)
FGM	15, Houston vs. Philadelphia, 2/16/2011	Def. Rebounds	9, Houston at Minnesota, 1/23/2012 (3 times)
FGA	26, Houston vs. Portland, 1/14/2012	Total Rebounds	11, Houston at Charlotte, 1/10/2012 (twice)
3PM	7, Houston vs. Utah, 2/19/12 (twice)	Assists	18, Houston vs. Atlanta, 12/31/2010 (twice)
3PA	11, Houston at Phoenix, 3/8/2011	Steals	6, Houston vs. Detroit, 12/7/2010 (twice)
FTM	15, Memphis vs. Cleveland, 1/13/2009	Blocks	4, Houston vs. Oklahoma City, 11/6/2009
FTA	16, Memphis vs. Cleveland, 1/13/2009	Minutes	50, Memphis at New Orleans, 12/7/2007

## NBA STATISTICS

YEAR	TEAM	G	GS	MIN	FG	FGA	PCT	FT	FTA	PCT	OFF	DEF	REB	AST	ST	TO	BLK	PTS	AVG
06-07	Mem	10	0	175	14	38	.368	25	28	.893	12	19	31	32	14	12	1	56	5.6
07-08	Mem	82	9	2089	256	592	.432	243	348	.698	41	209	250	296	92	127	22	791	9.6
08-09	Mem-Hou	77	21	1679	189	434	.435	181	226	.801	26	163	189	275	69	117	17	584	7.6
09-10	Hou	68	0	1651	184	464	.397	215	260	.827	91	156	247	305	60	116	9	620	9.1
10-11	Hou	75	71	2563	345	809	.426	192	251	.765	89	220	309	500	102	158	23	1011	13.5
11-12	Hou	47	38	1510	210	513	.409	171	198	.864	37	176	213	310	73	130	14	670	14.3
<b>TOTALS</b>		<b>359</b>	<b>139</b>	<b>9667</b>	<b>1198</b>	<b>2850</b>	<b>.420</b>	<b>1027</b>	<b>1311</b>	<b>.783</b>	<b>296</b>	<b>943</b>	<b>1239</b>	<b>1718</b>	<b>410</b>	<b>660</b>	<b>86</b>	<b>3732</b>	<b>10.4</b>

Three-point field goals: 2006-07: 3-8 (.375); 2007-08: 36-140 (.257); 2008-09: 25-98 (.255); 2009-10: 37-136 (.272); 2010-11: 129-343 (.376); 2011-12: 79-211 (.374); **Totals:** 309-936 (.330).

Personal fouls / Disqualifications: 2006-07: 20/0; 2007-08: 185/1; 2008-09: 146/1; 2009-10: 173/0; 2010-11 207/0; 2011-12: 133/0; **Totals:** 864/2.

## NBA PLAYOFF STATISTICS

YEAR	TEAM	G	MIN	FG	FGA	PCT	FT	FTA	PCT	OFF	DEF	REB	AST	ST	TO	BLK	PTS	AVG
08-09	Hou	13	254	21	63	.333	23	31	.742	8	30	38	32	12	17	1	69	5.3
<b>TOTALS</b>		<b>13</b>	<b>254</b>	<b>21</b>	<b>63</b>	<b>.333</b>	<b>23</b>	<b>31</b>	<b>.742</b>	<b>8</b>	<b>30</b>	<b>38</b>	<b>32</b>	<b>12</b>	<b>17</b>	<b>1</b>	<b>69</b>	<b>5.3</b>


Three-point field goals: 2008-09: 4-16 (.250); **Totals:** 4-16 (.250).

Personal fouls / Disqualifications: 2008-09: 23/0; **Totals:** 23/0.





# #5 JOHN LUCAS III



**POSITION:** Guard

**HEIGHT:** 5-11

**WEIGHT:** 157

**BORN:** November 21, 1982

**COLLEGE:** Oklahoma State

**NBA EXPERIENCE:** 4 Years

**HOW ACQUIRED:** Signed as a free agent July 27, 2012.

**CAREER TRANSACTIONS:** **October 8, 2005:** Signed as a free agent by Minnesota; **October 27, 2005:** Waived by Minnesota; **December 29, 2005:** Signed by Houston after the Rockets received a special exception from the NBA due to injuries; **January 4, 2006:** Waived by Houston; **January 8, 2006:** Re-signed to a 10-day contract by Houston; **January 18, 2006:** Signed a second 10-day contract by Houston; **July 28, 2006:** Signed to a multi-year contract by Houston; **September 10, 2010:** Signed as a free agent by Chicago; **January 4, 2011:** Waived by Chicago; **March 20, 2011:** Signed by Chicago; **July 27, 2012:** Signed as a free agent by Toronto.

**CONTRACT STATUS:** Signed through 2012-13 season, with a team option for the following season.

**2011-12 SEASON:** Played in NBA career-best 49 games (two starts) and averaged 7.5 points, 2.2 assists, 1.6 rebounds and 14.8 minutes ... Shot .393 from behind the arc (27th in the NBA) and .875 from the line ... Led the team in scoring six times and in assists on five occasions ... Scored 10 or more points in 15 games, including four games with 20-plus points ... Tied his career high with 25 points (10-16 FG) vs. Cleveland in the regular-season finale on Apr. 26 ... Posted a team-high 16 points, with six boards and four assists Apr. 19 at Miami ... Finished with 20 points (4-7 3FG) in 21:20 at Orlando on Mar. 19 ... Tallied 24 points (9-12 FG, 3-5 3FG) vs. Miami on Mar. 14 ... Had 13 points in 19:07 Mar. 5 vs. Indiana ... Totaled nine points and a career-high nine assists vs. Sacramento on Feb. 14 ... Recorded a career high-tying 25 points, with eight assists, and career highs of eight rebounds and 45.4 minutes vs. Washington on Jan. 11 ... Scored 16 points at Atlanta on Jan. 7 ... Missed one game with a left groin strain, Jan. 21 ... Recorded 16 DNP-CD's ... **Playoffs:** Averaged 8.6 points, 1.8 assists and 18.8 minutes in five contests vs. Philadelphia ... Had 15 points (7-12 FG) and four assists in Game 1 on May 1 ... Added 12 points in a career-high 28 minutes in Game 2 on May 4.

**PROFESSIONAL CAREER:** Has appeared in 111 NBA games (two starts) and averaged 5.0 points, 1.4 assists, 1.1 rebounds and 11.0 minutes ... Has shot .811 from the foul line ... **2010-11:** Appeared in two games with Chicago, and totaled two points and one assist in 10 minutes of action ... Spent 30 games on Chicago's inactive list and posted one DNP-CD ... **Playoffs:** Was on the team's inactive list for the entire postseason ... **2009-10:** Played with the Shanghai Dongfang Sharks of the Chinese Basketball Association ... Appeared in 40 games and averaged 27.9 points, 4.9 rebounds, 4.7 assists, 1.55 steals and 42.3 minutes ... Shot .512 from the field, .451 from behind the arc and .861 from the line ... Selected to the Chinese CBA All-Star Game ... Named Asia-Basket.com All Chinese CBA Second Team, as well as Asia-Basket.com Chinese CBA All-Imports Team ... **2008-09:** Played in 10 outings with Tau Ceramica in the Spanish ACB, averaging 4.3 points ... **NBA D-League:** Appeared in 25 games with the Colorado 14ers, posting averages of 14.4 points, 4.3 assists and 2.3 rebounds ... Shot .449 from three-point range and .950 from the charity stripe ... **2007-08:** Appeared in seven games with Benetton Treviso in the Italy-SerieA ... Averaged 6.9 points, 1.3 rebounds, 1.1 assists and 1.00 steals ... **2006-07:** Saw action in 47 games with Houston, averaging 3.3 points and 8.1 minutes ... Recorded DNP-CD in 29 outings ... Totaled 10 points and four assists in a season-high 30:58 minutes Apr. 18 at Utah ... Registered four steals Mar. 18 at Philadelphia ... Posted six points and five boards vs. Atlanta on Dec. 29 ... Scored nine points (4-6 FG) Dec. 22 at San Antonio ... Posted season highs of 13 points, on five-of-six field goals, with five rebounds vs. the Los Angeles Lakers on Dec. 12, while also playing a big part in a 26-1 fourth-quarter run by Houston ... Was on inactive list for six games (Nov. 1-8 and Nov. 12) ... **Playoffs:** Saw action in two playoff games against the Jazz ... Played in first postseason contest in Game 4 at Utah on Apr. 28, recording one steal ... **2005-06:** Split the season between Snaidero Udine in Italian League, Tulsa in the NBA D-League and Houston ... Averaged 2.3 points in 13 games as a rookie with Houston ... Recorded a season-high nine points Jan. 18 vs. Dallas ... Totaled four points, three assists and two steals in 17:20 of action vs. New Orleans-Oklahoma City on Jan. 14 ... Nailed his lone three-pointer of the game with 28.1 seconds remaining in the fourth quarter to send the Rockets-Bobcats game into the first of two overtimes at Charlotte on Jan. 10 ... Picked up his first two NBA points Jan. 3 at Washington, adding two assists and his first steal ... Played in his first NBA game Dec. 31 vs. Golden State, recording two rebounds and one assist in the final 1:25 of the contest ... Averaged 10.8 points and 2.6 rebounds in five games with Snaidero Udine ... Was seven-for-16 from 3-point range (.438) ... **NBA D-League:** Played in 35 games (35 starts) with the Tulsa 66ers, leading the team in scoring and finishing T-12th in the league at 16.8 ... Also averaged 3.9 assists, 3.2 rebounds and 1.57 steals.

**COLLEGE CAREER:** Finished collegiate career at Oklahoma State after playing first two seasons at Baylor ... Career total of 1,877 points (766 at Baylor; 1,111 at OSU) ranked fourth in Big 12 history ... Finished career ranked third in 3FGM (281) and fifth in total assists (535) in Big 12 annals ... Earned All-Big 12 First Team accolades in both seasons at OSU, averaged 16.3 points and 4.3 assists in 68 career games with the Cowboys ... As a senior, shared the team lead in scoring with former Raptor Joey Graham, averaging 17.7 points and 4.1 assists ... Following a junior season where he averaged 15.1 points and 4.5 assists, was named the Big 12 Player of the Year by The Associated Press, Daily Oklahoman and Fort Worth Star-Telegram, joining teammate Tony Allen as the Big 12 Co-Players of the

# JOHN LUCAS III



Year ... Was also one of 10 players named to the 2003-04 John R. Wooden Award All-American Team ... At Baylor, was an Honourable Mention All-Big 12 selection by the league coaches as a sophomore and earned Big 12 All-Freshman Team honours.

**PERSONAL:** Full name is John Harding Lucas III ... Son of Debbie and John Lucas Jr. ... Scored more than 3,300 points as a three-year starter at Bellaire (Tex.) High School ... Averaged 18.3 points while leading Bellaire to the District 17-5A Championship as a junior ... Played high school ball with Washington Wizards forward/center Emeka Okafor ... An accomplished tennis player, was the District 17-5A singles champion as a prep junior and was nationally ranked as a USTA Junior National player ... Was a Texas Scholar in high school, as well as a member of the Bellaire Student Association and Business Professionals of America ... Father was an All-American for the Maryland Terrapins and was the first pick of the 1976 NBA Draft by the Houston Rockets ... Father spent 14 years playing in the NBA for Houston, Golden State, Washington, San Antonio, Milwaukee and Seattle; and later coached in the NBA, serving as head coach for San Antonio (1992-94), Philadelphia (1994-96) and Cleveland (2001-03).

## CAREER HIGHS

Points	25, Chicago vs. Cleveland, 4/26/2012 (twice)	Off. Rebounds	3, Chicago vs. Washington, 1/11/2012
FGM	11, Chicago vs. Washington, 1/11/2012	Def. Rebounds	6, Chicago at Miami, 4/19/2012
FGA	26, Chicago vs. Washington, 1/11/2012	Total Rebounds	8, Chicago vs. Washington, 1/11/2012
3PM	5, Chicago at Oklahoma City, 4/1/2012	Assists	9, Chicago vs. Sacramento, 2/14/2012
3PA	13, Chicago at Oklahoma City, 4/1/2012	Steals	4, Chicago at Philadelphia, 3/18/2007
FTM	4, Chicago at Miami, 4/19/2012 (twice)	Blocks	1, Chicago vs. Atlanta, 3/28/2012
FTA	5, Chicago vs. Atlanta, 12/29/2006	Minutes	46, Chicago vs. Washington, 1/11/2012

## NBA STATISTICS

YEAR	TEAM	G	GS	MIN	FG	FGA	PCT	FT	FTA	PCT	OFF	DEF	REB	AST	ST	TO	BLK	PTS	AVG
05-06	Hou	13	0	107	14	36	.389	0	0	---	2	3	5	12	5	7	0	30	2.3
06-07	Hou	47	0	383	62	156	.397	15	19	.789	9	27	36	33	17	15	0	154	3.3
10-11	Chi	2	0	10	1	3	.333	0	2	.000	0	0	0	1	0	0	0	2	1.0
11-12	Chi	49	2	726	143	358	.399	28	32	.875	22	54	76	108	19	32	1	369	7.5
<b>TOTALS</b>		<b>111</b>	<b>2</b>	<b>1226</b>	<b>220</b>	<b>553</b>	<b>.398</b>	<b>43</b>	<b>53</b>	<b>.811</b>	<b>33</b>	<b>84</b>	<b>117</b>	<b>154</b>	<b>41</b>	<b>64</b>	<b>1</b>	<b>555</b>	<b>5.0</b>

Three-point field goals: 2005-06: 2-9 (.222); 2006-07: 15-59 (.254); 2010-11: 0-1 (.000); 2011-12: 55-140 (.393); **Totals: 72-209 (.344).**

Personal fouls / Disqualifications: 2005-06: 6/0; 2006-07: 38/0; 2010-11 0/0; 2011-12: 42/0; **Totals: 86/0.**


## NBA PLAYOFF STATISTICS

YEAR	TEAM	G	MIN	FG	FGA	PCT	FT	FTA	PCT	OFF	DEF	REB	AST	ST	TO	BLK	PTS	AVG
06-07	Hou	2	8	0	1	.000	0	0	---	0	0	0	0	0	2	0	0	0.0
11-12	Chi	5	94	18	40	.450	2	2	1.000	2	5	7	9	0	6	0	43	8.6
<b>TOTALS</b>		<b>7</b>	<b>102</b>	<b>18</b>	<b>41</b>	<b>.439</b>	<b>2</b>	<b>2</b>	<b>1.000</b>	<b>2</b>	<b>5</b>	<b>7</b>	<b>9</b>	<b>1</b>	<b>8</b>	<b>0</b>	<b>43</b>	<b>6.1</b>

Three-point field goals: 2006-07: 0-1 (.000); 2011-12: 5-13 (.385); **Totals: 5-14 (.357).**

Personal fouls / Disqualifications: 2006-07: 0/0; 2011-12: 7/0; **Totals: 7/0.**









# #1 DOMINIC McGUIRE



**POSITION:** Forward **HEIGHT:** 6-9 **WEIGHT:** 238  
**BORN:** October 20, 1985 **COLLEGE:** Fresno State  
**NBA EXPERIENCE:** 5 Years

**HOW ACQUIRED:** Signed as a free agent September 12, 2012.

**CAREER TRANSACTIONS:** Second-round draft choice (47th overall) by Washington in 2007; **February 18, 2010:** Traded by Washington to Sacramento for a future second-round draft pick; July 22, 2010: Signed as a free agent by Charlotte; **December 15, 2011:** Signed as a free agent by Golden State; **September 12, 2012:** Signed as a free agent by Toronto.

**CONTRACT STATUS:** Signed through 2012-13 season, with a team option for the following season.

**2011-12 SEASON:** Averaged 3.5 points, 3.8 rebounds and 17.6 minutes in 64 games (six starts) ... Averaged 4.3 points, 7.7 rebounds and 29.5 minutes in his starting assignments ... Posted double figures in scoring four times and in rebounding on two occasions ... Dished out a season-high eight assists in the season finale vs. San Antonio on Apr. 26 ... Collected 11 rebounds without registering a point Apr. 14 at L.A. Clippers ... Tied a career high with four blocks Mar. 21 at New Orleans ... Was one of only two players in the league to record 15-plus rebounds in a game without scoring (Camby) when he grabbed a season-best 15 caroms at Atlanta on Feb. 29 ... Made his first start of the season Jan. 1 at Phoenix, scoring a season-high 14 points on a career high-tying six made field goals.

**PROFESSIONAL CAREER:** Has averaged 2.8 points, 3.5 rebounds and 15.7 minutes in 316 games ... Has appeared in three postseason contests recording one point, three rebounds and one block in 15 minutes ... **2010-11:** Averaged 3.3 points, 3.8 rebounds and 14.6 minutes in 52 games (eight starts) ... In eight starts, upped averages to 3.8 points, 7.4 rebounds and 26.4 minutes ... Grabbed a career-high 17 rebounds Dec. 17 at Atlanta ... **2009-10:** Appeared in 51 games (two starts), averaged 0.7 points, 1.5 rebounds and 6.0 minutes ... Split the season between Washington and Sacramento ... Saw action in 41 games with Washington before being dealt to the Kings ... Averaged 2.0 points, 3.5 rebounds and 13.0 minutes in two starts with the Kings ... **2008-09:** Made a career-high 57 starts in 79 total outings ... Averaged career bests of 4.5 points, 5.4 rebounds, 2.5 assists and 26.2 minutes ... Played a career-high 44 minutes Mar. 25 vs. Charlotte ... Scored a season-high 13 points at Philadelphia on Jan. 30 ... Registered a career high-tying four steals vs. Philadelphia on Jan. 26 ... **2007-08:** Averaged 1.3 points, 2.0 rebounds and 9.9 minutes in 70 games (one start) ... Made first career start Apr. 16 at Orlando, recording eight points, five rebounds and four assists in a season-high 37 minutes ... **Playoffs:** Appeared in three games, averaging 0.3 points and 1.0 rebounds.

**COLLEGE CAREER:** Played one season at Fresno State after transferring from the University of California ... Averaged 12.5 points and 9.8 rebounds, while ranking fifth in the nation with 3.6 blocks as a junior at Fresno State ... Earned second-team All-WAC honours and was named to the conference All-Newcomer Team and All-Defensive Team.

**PERSONAL:** Son of John and Desiree McGuire ... Brother, Jereme, played basketball collegiately at the University of Houston ... Nickname is "D-Mac" ... Averaged 19 points, 12 rebounds and six blocks at Lincoln High School (Calif.), earning All-State Division IV Team and first-team All-League honours ... Helped Lincoln to three league titles.

## CAREER HIGHS

Points	16, Washington at Philadelphia, 1/30/2009	Off. Rebounds	7, Toronto at Golden State, 3/25/2011 (twice)
FGM	6, Golden State at Phoenix, 1/2/2012 (twice)	Def. Rebounds	14, Golden State at Atlanta, 2/29/2012
FGA	13, Washington at Indiana, 12/10/2010	Total Rebounds	17, Charlotte at Atlanta, 12/17/2010
3PM	1, Washington at Charlotte, 2/11/2009 (3 times)	Assists	9, Washington at Atlanta, 3/2/2009
3PA	3, Washington at Orlando, 4/16/2008	Steals	4, Washington vs. Phoenix, 1/25/2009
FTM	6, Washington vs. Philadelphia, 2/25/2009 (twice)	Blocks	4, Golden State at New Orleans, 3/21/2012 (3 times)
FTA	7, Washington vs. Indiana, 4/14/2008	Minutes	44, Washington vs. Charlotte, 3/25/2009

## NBA STATISTICS

YEAR	TEAM	G	GS	MIN	FG	FGA	PCT	FT	FTA	PCT	OFF	DEF	REB	AST	ST	TO	BLK	PTS	AVG
00-01	Cha	74	0	1095	122	271	.450	95	145	.655	103	192	295	27	18	61	78	339	4.6
07-08	Was	70	1	695	39	103	.379	14	32	.438	53	86	139	40	20	40	26	93	1.3
08-09	Was	79	57	2072	140	324	.432	74	102	.725	113	315	428	198	62	92	74	356	4.5
09-10	Was-Sac	51	2	307	19	52	.365	0	7	.000	23	56	79	11	5	10	4	38	0.7
10-11	Cha	52	8	760	72	182	.408	30	39	.769	63	136	199	43	10	25	33	174	3.3
11-12	GS	64	6	1127	94	210	.448	39	53	.730	73	173	246	110	44	56	36	227	3.5
<b>Totals</b>		<b>316</b>	<b>74</b>	<b>4962</b>	<b>364</b>	<b>871</b>	<b>.418</b>	<b>157</b>	<b>233</b>	<b>.674</b>	<b>325</b>	<b>766</b>	<b>1091</b>	<b>402</b>	<b>141</b>	<b>230</b>	<b>173</b>	<b>888</b>	<b>2.8</b>

**Three-point field goals:** 2007-08: 1-6 (.167); 2008-09: 2-4 (.500); 2009-10: 0-0; 2010-11: 0-2 (.000); 2011-12: 0-4 (.000); **Totals:** 3-18 (.167).

**Personal fouls / Disqualifications:** 2007-08: 76/0; 2008-09: 153/2; 2009-10: 35/0; 2010-11: 94/0; 2011-12: 104/1; **Totals:** 462/3.

## NBA PLAYOFF STATISTICS

YEAR	TEAM	G	MIN	FG	FGA	PCT	FT	FTA	PCT	OFF	DEF	REB	AST	ST	TO	BLK	PTS	AVG
07-08	Was	3	15	0	0	----	1	2	.500	1	2	3	1	1	3	1	1	0.3
<b>Totals</b>		<b>3</b>	<b>15</b>	<b>0</b>	<b>0</b>	<b>----</b>	<b>1</b>	<b>2</b>	<b>.500</b>	<b>1</b>	<b>2</b>	<b>3</b>	<b>1</b>	<b>1</b>	<b>3</b>	<b>1</b>	<b>1</b>	<b>0.3</b>

**Three-point field goals:** 2007-08: 0-0; **Totals:** 0-0.

**Personal fouls / Disqualifications:** 2007-08: 1/0; **Totals:** 1/0.



# #31 TERRENCE ROSS



**POSITION:** Guard **HEIGHT:** 6-7 **WEIGHT:** 197  
**BORN:** February 2, 1991 **COLLEGE:** Washington  
**NBA EXPERIENCE:** Rookie

**HOW ACQUIRED:** First-round draft choice (8th overall) in 2012.

**CONTRACT STATUS:** Signed through 2013-14 season, with a team option for the following two seasons.

**PROFESSIONAL CAREER:** Participated with the Raptors' entry in the 2012 Las Vegas Summer League ... Finished second on the team in scoring (14.4) and added 2.6 rebounds and 27.1 minutes in five games (all starts) ... Equalled his high with 21 points July 18 vs. Sacramento ... Posted a personal best 21 points in pro debut July 13 vs. Houston.

**COLLEGE CAREER:** Played two seasons at Washington ... Earned first-team All-Pac-12 honours after averaging 16.4 points, 6.4 rebounds and 31.1 minutes in 35 games ... Ranked among Pac-12 leaders in eight categories including: points (4th), rebounds (6th), three-pointers per game (2.1, 8th) and blocks (0.9, 13th) ... Was also a USBWA All-District IX Team and NABC First Team All-District 20 selection ... Averaged 25.0 points in four games during Washington's run to the NIT semifinals, earning all-tournament selection ... Shot a perfect 15-of-15 from the free throw line and led UW shooters from three point range, making 15-of-37 attempts (.405) ... Posted a career-high 32 points with eight rebounds vs. Northwestern on Mar. 16 in the NIT ... Collected 25 points and a season-high five steals vs. Arizona on Feb. 18 ... Had 21 points, 13 rebounds and two blocks Feb. 12 at Oregon State ... Had a double-double vs. USC on Feb. 4 with 10 points and a season-best 14 rebounds; one of six point-rebound double-doubles overall ... Totaled 30 points and a career high-tying 14 rebounds Jan. 15 vs. Washington State ... As a freshman, averaged 8.0 points and 2.8 rebounds in 17.4 minutes ... Was Honorable Mention Pac-10 All-Freshman ... Made first career starts in the Pac-10 Tournament, averaging 15.3 points and 2.7 rebounds, and shooting .528 percent from the field to earn a spot on the five-man All-Pac-10 Tournament team ... Scored in double figures in 12-of-34 appearances ... Set season highs in numerous categories after notching 25 points (11-18 FGs), four steals and two blocks in 27 minutes Jan. 6 vs. Oregon ... Tallied 16 points Mar. 12 in Pac-12 Tournament game vs. Arizona, including a clutch three-pointer that helped send the game into overtime ... Tallied a team-high 19 points Mar. 20 vs. North Carolina in the NCAA Tournament.

**HIGH SCHOOL CAREER:** Played at Jefferson High in Portland, Oregon as a freshman and sophomore ... Spent junior season at Montrose Christian (Rockville, Md.), but returned to Jefferson for his senior year (did not play high school basketball as a senior, due to his mid-year transfer to Jefferson) ... Was first team All-Metro in 2009 after averaging 13.5 points for No. 1 ranked Montrose ... Was the 2008 Oregon 5A Player of the Year as a sophomore, leading Jefferson to the state title.

**PERSONAL:** Attended Jefferson High with University of Kentucky and 2012 first-round pick (Houston) forward Terrence Jones.

## NCAA STATISTICS

YEAR	TEAM	G	GS	MIN	FG	FGA	PCT	FT	FTA	PCT	OFF	DEF	REB	AST	ST	TO	BLK	PTS	AVG
10-11	Wash	34	4	593	102	230	.443	25	33	.758	29	67	96	33	19	24	12	273	8.0
11-12	Wash	35	35	1088	215	470	.457	72	94	.766	48	177	225	49	44	70	33	574	16.4
<b>TOTALS</b>		<b>69</b>	<b>39</b>	<b>1681</b>	<b>317</b>	<b>700</b>	<b>.453</b>	<b>97</b>	<b>127</b>	<b>.764</b>	<b>77</b>	<b>244</b>	<b>321</b>	<b>82</b>	<b>63</b>	<b>94</b>	<b>45</b>	<b>847</b>	<b>12.3</b>

**Three-point field goals:** 2010-11: 44-125 (.352); 2011-12: 72-194 (371); **Totals:** 116-319 (.364).

**Personal fouls / Disqualifications:** 2010-11: 69/2; 2011-12: 99/2; **Totals:** 168/4.



# #17 JONAS VALANCIUNAS



**POSITION:** Centre  
**HEIGHT:** 7-0  
**WEIGHT:** 257  
**BORN:** May 6, 1992  
**COUNTRY:** Lithuania  
**NBA EXPERIENCE:** Rookie



**HOW ACQUIRED:** First-round draft choice (fifth overall) by Toronto in 2011.

**CONTRACT STATUS:** Signed through 2013-14 season, with a team option for the following two seasons.

**2011-12 SEASON:** Averaged 14.2 points, 7.4 rebounds, 1.9 blocks and 23.5 minutes in 23 contests in the Lithuanian League ... Scored in double figures in 17 games and grabbed double-digit totals in rebounds in seven outings ... Shot .682 from the field and .825 from the charity stripe ... Grabbed a season-high 14 rebounds Dec. 23 against Juventus ... Had a season-high 25 points (8-10 FG) with 12 rebounds and a season-best six blocks Nov. 12 against Pieno Zvaigzdes ... Averaged 10.7 points, 7.3 rebounds, 1.7 blocks and 22.5 minutes in 23 games in the VTB United League; 10.3 points, 7.0 rebounds, 1.0 blocks and 23.0 minutes in four games in Baltic League play; and 8.0 points, 6.3 rebounds, 1.3 blocks and 18.0 minutes in three games in Euroleague action ... Shot .593 per cent from the field in the United League; .571 in the Baltic League; and .500 in the Euroleague ... Recorded 16 points and 10 rebounds in 27 minutes vs. Ventspils in Baltic League action ... Tallied 11 points and eight boards in 18 minutes in Euroleague play vs. Buducnost ... Had 17 points, 10 rebounds and three blocks in 28 minutes against Lokomotiv in Eurocup action ... Named Most Entertaining Player in Lithuanian League All-Star Game ... Named FIBA Europe Young Men's Player of the Year for 2011 ... Earned Eurocup Rising Star Trophy for 2011-12; the trophy recognizes the most outstanding player under 22.

**PROFESSIONAL CAREER:** Participated in the 2012 Olympic Games with the Lithuanian National team, averaging 4.2 points, 4.0 rebounds and 11.7 minutes in six games ... Posted highs of seven points, nine rebounds and 16 minutes vs. Russia ... Has averaged 11.6 points, 6.9 rebounds and 1.7 blocks, shooting .653 per cent from the field in 84 Lithuanian League games ... **2010-11:** Averaged 11.5 points, 7.3 rebounds, 1.8 blocks and 20.6 minutes in 33 contests in the Lithuanian League ... Ranked first in the league in blocks, third in rebounds and second in field goal percentage at .668 ... Scored in double figures in 22 games and grabbed double-digit totals in rebounds in nine outings ... Had a season-high 23 points on 9-of-10 shooting in 22 minutes vs. Rudupis in the Lithuanian League playoffs ... Grabbed a career-best 18 rebounds and added 19 points in 21 minutes against Alytus Alita ... Totaled 22 points (10-of-12 FG) and 13 points vs. Juventus ... Averaged 7.3 points, 5.1 rebounds, 1.4 blocks and 17.3 minutes in nine games in the VTB United League; 12.0 points, 5.3 rebounds, 1.8 blocks and 20.8 minutes in four games in Baltic League play; and 7.7 points, 5.8 rebounds and 14.9 minutes in 15 games in Euroleague action ... Shot .560 per cent from the field in the United League; .792 in the Baltic League; and .708 in the Euroleague ... Had 22 points on 10-of-12 shooting in 25 minutes vs. Siauliai in Baltic League action ... Had a double-double with 10 points and 10 rebounds in 16 minutes in his Euroleague debut vs. Fener Ulker ... Had 16 points, nine rebounds and two blocks in 22 minutes against Cibona in Euroleague play ... 2011 European Championships: Averaged 8.4 points, 4.1 rebounds and 1.1 blocks in 10 games ... His first action for his country's men's senior national team ... Shot .660 FG and .750 FT ... 2011 U-19 World Championship: Averaged 23.0 points, 13.9 rebounds and 3.2 blocks en route to the Most Valuable Player award ... Shot .595 from the field and .818 from the free throw line ... Led Lithuanian to the championship ... Scored 36 points and added eight rebounds and four blocks in 40 minutes in the championship game victory over Serbia ... Had 26 points and 24 rebounds against Poland and 30 points and 15 boards vs. the United States ... **2009-10:** Started the season in the Lithuanian League with Perlas Vilnius, averaging 11.6 points, 7.5 rebounds and 1.5 blocks in 21.9 minutes over 13 appearances ... Had 21 points and nine rebounds in 23 minutes vs. Techasas ... Notched 20 points and six rebounds in 23 minutes vs. Zalgiris ... Played in eight Baltic League games, posting 12.4 points, 8.6 rebounds and 2.4 blocks ... Collected 21 points (8-10 FG), nine rebounds and five blocks in 27 minutes vs. Aisciai ... Joined Lietuvos Rytas in January where he averaged 8.9 points, 5.1 rebounds and 1.2 blocks in 16.9 minutes in Lithuanian League play ... Totaled 22 points (8-11 FG) and nine rebounds in 23 minutes vs. Alytus ... Participated in eight Baltic League games as a member of Lietuvos Rytas, averaging 11.0 points, 5.1 rebounds and 1.4 blocks ... Competed with Lietuvos Rytas' junior team in the Ciutat de L'Hospitalet tournament, a qualification for the Nike International Junior Tournament; played in four contests, averaging 21.5 points, 13.5 rebounds and 4.0 blocks in 28.4 minutes ... Recorded 24 rebounds vs. Unicaja's junior team and 33 points vs. KK Split's junior squad ... Shot a perfect 8-for-8 FG for 23 points, while adding 14 rebounds, three steals and two blocks vs. Italy ... 2010 U-18 European Championships: Earned Most Valuable Player honours leading Lithuania to the gold medal ... Averaged 19.4 points and 13.4 rebounds in nine outings ... Ranked first in the tournament in field goal percentage (.667) and rebounding, and second in scoring and blocks (2.7) ... Recorded 34 points (14-16 FG), 13 rebounds and four blocks in 27 minutes vs. France ... Had 31 points (12-15 FG) and 18 rebounds in the title game vs. Russia ... **2008-09:** Played for Perlas Vilnius in Lithuania's second division, the NKL, averaging 10.1 points, 7.8 rebounds and 2.1 blocks ... Competed at the Nike International Junior Tournament for Lietuvos Rytas' junior team, averaging 16.1 points, 10.9 rebounds and 2.9 blocks in 21.3 minutes over eight games ... Earned All-Tournament accolades ... 2009 U-18 European Championship: Averaged 19.3 points and 10.6 rebounds in nine games, earning All-Tournament honours ... Ranked second in the tourney in scoring, first in field goal percentage (.721), third in rebounding and second in blocks (2.6) ... Totaled 37 points (13-19 FG), 19 rebounds and four blocks vs. France ... 2008 U-16 European Championship: Averaged 14.2 points and 11.1 rebounds.

# JONAS VALANCIUNAS



**PERSONAL:** Name is pronounced YO-nahs vah-lahn-CHEW-nahs ... In the Eurobasket 2009 U-18 All-Star Game, finished with game highs of 18 points and 19 rebounds ... Participated in the NBA and FIBA Basketball without Borders Europe camp in Instabul, Turkey in June 2008.

## LITHUANIAN LEAGUE STATISTICS

YEAR	TEAM	G	FG	FGA	PCT	FT	FTA	PCT	REB	AST	ST	BLK	PTS	AVG
09-10	Perlas-Lietuvos	32	114	187	.610	92	127	.724	195	16	10	42	320	10.0
10-11	Lietuvos	33	147	220	.668	82	105	.781	242	17	16	61	379	11.5
11-12	Lietuvos	19	97	141	.688	78	94	.830	146	14	9	37	272	14.3
<b>TOTALS</b>		<b>84</b>	<b>358</b>	<b>548</b>	<b>.653</b>	<b>252</b>	<b>326</b>	<b>.773</b>	<b>583</b>	<b>47</b>	<b>35</b>	<b>140</b>	<b>971</b>	<b>11.6</b>

Three-point field goals: 2009-10: 0-1; 2010-10: 1-1 (.1000); 2011-12: 0-0; Totals: 1-2 (.500).

## EURO CUP STATISTICS

YEAR	TEAM	G	FG	FGA	PCT	FT	FTA	PCT	REB	AST	ST	BLK	PTS	AVG
11-12	Lietuvos	16	64	101	.634	44	55	.800	122	14	5	25	172	10.8
<b>TOTALS</b>		<b>16</b>	<b>54</b>	<b>101</b>	<b>.634</b>	<b>44</b>	<b>55</b>	<b>.800</b>	<b>122</b>	<b>14</b>	<b>5</b>	<b>25</b>	<b>172</b>	<b>10.8</b>

## EUROLEAGUE STATISTICS

YEAR	TEAM	G	FG	FGA	PCT	FT	FTA	PCT	REB	AST	ST	BLK	PTS	AVG
10-11	Lietuvos	15	46	65	.708	23	25	.885	87	3	3	11	115	7.7
11-12	Lietuvos	3	7	14	.500	10	12	.833	19	0	1	4	24	8.0
<b>TOTALS</b>		<b>18</b>	<b>53</b>	<b>79</b>	<b>.671</b>	<b>33</b>	<b>37</b>	<b>.892</b>	<b>106</b>	<b>3</b>	<b>4</b>	<b>15</b>	<b>139</b>	<b>7.7</b>

## U19 WORLD CHAMPIONSHIPS

YEAR	TEAM	G	FG	FGA	PCT	FT	FTA	PCT	REB	AST	ST	BLK	PTS	AVG
11-12	Lithuania	16	64	101	.634	44	55	.800	122	14	5	25	172	10.8
<b>TOTALS</b>		<b>16</b>	<b>54</b>	<b>101</b>	<b>.634</b>	<b>44</b>	<b>55</b>	<b>.800</b>	<b>122</b>	<b>14</b>	<b>5</b>	<b>25</b>	<b>172</b>	<b>10.8</b>









# SEASON REVIEW





# 2011-12 NBA STANDINGS



## NBA EASTERN CONFERENCE

### ATLANTIC DIVISION

	W	L	PCT	GB	HOME	ROAD	LAST-10	STREAK
Boston	39	27	.591	-	24-9	15-18	7-3	Won 2
New York	36	30	.545	3	22-11	14-19	7-3	Won 3
Philadelphia	35	31	.530	4	19-14	16-17	6-4	Lost 1
<b>Toronto</b>	<b>23</b>	<b>43</b>	<b>.348</b>	<b>16</b>	<b>13-20</b>	<b>10-23</b>	<b>3-7</b>	<b>Won 1</b>
New Jersey	22	44	.333	17	9-24	13-20	3-7	Lost 6

## NBA WESTERN CONFERENCE

### SOUTHWEST DIVISION

	W	L	PCT	GB	HOME	ROAD	LAST-10	STREAK
San Antonio	50	16	.758	-	28-5	22-11	10-0	Won 10
Memphis	41	25	.621	9	26-7	15-18	8-2	Won 6
Dallas	36	30	.545	14	23-10	13-20	5-5	Lost 2
Houston	34	32	.515	16	22-11	12-21	3-7	Won 1
New Orleans	21	45	.318	29	11-22	10-23	6-4	Lost 1

### CENTRAL DIVISION

	W	L	PCT	GB	HOME	ROAD	LAST-10	STREAK
Chicago	50	16	.758	-	26-7	24-9	7-3	Won 3
Indiana	42	24	.636	8	23-10	19-14	8-2	Lost 1
Milwaukee	31	35	.470	19	17-16	14-19	3-7	Lost 2
Detroit	25	41	.379	25	18-15	7-26	4-6	Won 1
Cleveland	21	45	.318	29	11-22	10-23	2-8	Lost 4

### NORTHWEST DIVISION

	W	L	PCT	GB	HOME	ROAD	LAST-10	STREAK
Oklahoma City	47	19	.712	-	26-7	21-12	6-4	Lost 1
Denver	38	28	.576	9	20-13	18-15	8-2	Won 4
Utah	36	30	.545	11	25-8	11-22	7-3	Won 5
Portland	28	38	.424	19	20-13	8-25	1-9	Lost 7
Minnesota	26	40	.394	21	13-20	13-20	1-9	Lost 2

### SOUTHEAST DIVISION

	W	L	PCT	GB	HOME	ROAD	LAST-10	STREAK
Miami	46	20	.697	-	28-5	18-15	6-4	Lost 2
Atlanta	40	26	.606	6	23-10	17-16	7-3	Won 2
Orlando	37	29	.561	9	21-12	16-17	4-6	Lost 1
Washington	20	46	.303	26	11-22	9-24	8-2	Won 6
Charlotte	7	59	.106	39	4-29	3-30	0-10	Lost 23

### PACIFIC DIVISION

	W	L	PCT	GB	HOME	ROAD	LAST-10	STREAK
L.A. Lakers	41	25	.621	-	26-7	15-18	6-4	Lost 1
L.A. Clippers	40	26	.606	1	24-9	16-17	6-4	Lost 2
Phoenix	33	33	.500	8	19-14	14-19	4-6	Lost 3
Golden State	23	43	.348	18	12-21	11-22	1-9	Lost 2
Sacramento	22	44	.333	19	16-17	6-27	3-7	Won 1

## CONFERENCE STANDINGS

### EASTERN CONFERENCE

	W	L	PCT	GB	CONF	DIV	HOME	ROAD	LAST 10
Chicago	50	16	.758	0.0	38-10	13-1	26-7	24-9	7-3
Miami	46	20	.697	4.0	35-13	9-5	28-5	18-15	6-4
Indiana	42	24	.636	8.0	29-19	9-4	23-10	19-14	8-2
Boston	39	27	.591	11.0	32-16	8-6	24-9	15-18	7-3
Atlanta	40	26	.606	10.0	31-17	11-3	23-10	17-16	7-3
Orlando	37	29	.561	13.0	30-18	8-7	21-12	16-17	4-6
New York	36	30	.545	14.0	28-20	8-6	22-11	14-19	7-3
Philadelphia	35	31	.530	15.0	28-20	7-6	19-14	16-17	6-4
Milwaukee	31	35	.470	19.0	24-24	7-8	17-16	14-19	3-7
Detroit	25	41	.379	25.0	20-28	4-11	18-15	7-26	4-6
<b>Toronto</b>	<b>23</b>	<b>43</b>	<b>.348</b>	<b>27.0</b>	<b>15-33</b>	<b>7-8</b>	<b>13-20</b>	<b>10-23</b>	<b>3-7</b>
New Jersey	22	44	.333	28.0	16-32	5-9	9-24	13-20	3-7
Cleveland	21	45	.318	29.0	13-35	3-12	11-22	10-23	2-8
Washington	20	46	.303	30.0	16-32	7-7	11-22	9-24	8-2
Charlotte	7	59	.106	43.0	5-43	1-14	4-29	3-30	0-10

### WESTERN CONFERENCE

	W	L	PCT	GB	CONF	DIV	HOME	ROAD	LAST 10
San Antonio	50	16	.758	0.0	35-13	12-4	28-5	22-11	10-0
Oklahoma City	47	19	.712	3.0	34-14	10-3	26-7	21-12	6-4
L.A. Lakers	41	25	.621	9.0	32-16	9-5	26-7	15-18	6-4
Memphis	41	25	.621	9.0	26-22	7-8	26-7	15-18	8-2
L.A. Clippers	40	26	.606	10.0	29-19	7-7	24-9	16-17	6-4
Denver	38	28	.576	12.0	22-26	6-7	20-13	18-15	8-2
Dallas	36	30	.545	14.0	26-22	8-5	23-10	13-20	5-5
Utah	36	30	.545	14.0	25-23	9-4	25-8	11-22	7-3
Houston	34	32	.515	16.0	23-25	6-8	22-11	12-21	3-7
Phoenix	33	33	.500	17.0	23-25	9-5	19-14	14-19	4-6
Portland	28	38	.424	22.0	20-28	4-10	20-13	8-25	1-9
Minnesota	26	40	.394	24.0	19-29	4-9	13-20	13-20	1-9
Golden State	23	43	.348	27.0	16-32	7-8	12-21	11-22	1-9
Sacramento	22	44	.333	28.0	16-32	3-10	16-17	6-27	3-7
New Orleans	21	45	.318	29.0	14-34	3-11	11-22	10-23	6-4



## NBA AWARDS

**MOST VALUABLE PLAYER:** LeBron James, Miami  
**MOST IMPROVED PLAYER:** Ryan Anderson, Orlando  
**DEFENSIVE PLAYER OF THE YEAR:** Tyson Chandler, New York  
**SIXTH MAN:** James Harden, Oklahoma City

**ROOKIE OF THE YEAR:** Kyrie Irving, Cleveland  
**EXECUTIVE OF THE YEAR:** Larry Bird, Indiana  
**COACH OF THE YEAR:** Gregg Popovich, San Antonio  
**SPORTSMANSHIP AWARD:** Jason Kidd, Dallas

## ALL-NBA TEAMS

### FIRST TEAM

F – LeBron James, Miami  
 F – Kevin Durant, Oklahoma City  
 C – Dwight Howard, Orlando  
 G – Kobe Bryant, L.A. Lakers  
 G – Chris Paul, L.A. Clippers

### SECOND TEAM

F – Kevin Love, Minnesota  
 F – Blake Griffin, L.A. Clippers  
 C – Andrew Bynum, L.A. Lakers  
 G – Tony Parker, San Antonio  
 G – Russell Westbrook, Oklahoma City

### THIRD TEAM

F – Carmelo Anthony, New York  
 F – Dirk Nowitzki, Dallas  
 C – Tyson Chandler, New York  
 G – Dwyane Wade, Miami  
 G – Rajon Rondo, Boston

## ALL-DEFENSIVE TEAMS

### FIRST TEAM

F – LeBron James, Miami  
 F – Serge Ibaka, Oklahoma City  
 C – Dwight Howard, Orlando  
 G – Chris Paul, L.A. Clippers  
 G – Tony Allen, Memphis

### SECOND TEAM

F – Kevin Garnett, Boston  
 F – Luol Deng, Chicago  
 C – Tyson Chandler, New York  
 G – Rajon Rondo, Boston  
 G – Kobe Bryant, L.A. Lakers

## ALL-ROOKIE TEAMS

### FIRST TEAM

Kyrie Irving, Cleveland  
 Ricky Rubio, Minnesota  
 Kenneth Faried, Denver  
 Klay Thompson, Golden State  
 Kawhi Leonard, San Antonio\*  
 Iman Shumpert, New York\*  
 Brandon Knight, Detroit\*

### SECOND TEAM

Isaiah Thomas, Sacramento  
 MarShon Brooks, New Jersey  
 Chandler Parsons, Houston  
 Tristan Thompson, Cleveland  
 Derrick Williams, Minnesota

\* - players tied in voting

# 2011-12 NBA LEADERS



SCORING AVERAGE					REBOUNDS PER GAME					ASSISTS PER GAME								
	G	FG	FT	PTS	AVG	G	OFF	DEF	TOT	AVG	G	AST	AVG					
Durant, OKC.	66	643	431	1850	28.0	Howard, Ori.	54	200	585	785	14.5	Rondo, Bos.	53	620	11.7			
Bryant, LA-L	58	574	381	1616	27.9	Love, Min.	55	226	508	734	13.3	Nash, Pho.	62	664	10.7			
James, Mia.	62	621	387	1683	27.1	Bynum, LA-L	60	192	517	709	11.8	Paul, LA-C	60	543	9.1			
Love, Min.	55	474	379	1432	26.0	Cousins, Sac.	64	265	438	703	11.0	Calderon, Tor. (4)	<b>53</b>	<b>468</b>	<b>8.8</b>			
Westbrook, OKC.	66	578	340	1558	23.6	Humphries, N.J.	62	233	448	681	11.0	D. Williams, N.J.	55	481	8.7			
Anthony, N.Y.	55	441	295	1245	22.6	Griffin, LA-C	66	218	499	717	10.9	Rubio, Min.	41	336	8.2			
Aldridge, Por.	55	483	223	1191	21.7	Gasol, LA-L	65	183	495	678	10.4	Wall, Was.	66	530	8.0			
Nowitzki, Dal.	62	473	318	1342	21.6	Gortat, Pho.	66	185	474	659	10.0	Parker, S.A.	60	463	7.7			
D. Williams, N.J.	55	391	257	1154	21.0	Chandler, N.Y.	62	212	400	612	9.9	Miller, Den.	66	441	6.7			
Griffin, LA-C	66	561	244	1368	20.7	Noah, Chi.	64	242	387	629	9.8	Lawson, Den.	61	401	6.6			
Ellis, G.S.-Mil.	58	450	219	1181	20.4	Monroe, Det.	66	239	398	637	9.7	Conley, Mem.	62	404	6.5			
Lee, G.S.	57	464	219	1147	20.1	Jefferson, Utah	61	133	452	585	9.6	Felton, Por.	60	390	6.5			
Paul, LA-C	60	425	260	1189	19.8	Smith, Atl.	66	136	496	632	9.6	James, Mia.	62	387	6.2			
Pierce, Bos.	61	394	293	1181	19.4	Lee, G.S.	57	171	374	545	9.6	Ellis, G.S.-Mil.	58	346	6.0			
Jefferson, Utah	61	516	137	1170	19.2	Camby, Por.-Hou.	59	157	373	530	9.0	Nelson, Ori.	57	325	5.7			
Jennings, Mil.	66	469	193	1260	19.1	Duncan, S.A.	58	110	410	520	9.0	Sessions, Cle.-LA-L	64	354	5.5			
Gay, Mem.	65	485	208	1232	19.0	Gasol, Mem.	65	120	459	579	8.9	Jennings, Mil.	66	365	5.5			
J. Johnson, Atl.	60	423	158	1129	18.8	Ilyasova, Mil.	60	196	333	529	8.8	Westbrook, OKC.	66	362	5.5			
Smith, Atl.	66	504	203	1239	18.8	Hibbert, Ind.	65	213	359	572	8.8	Iguodala, Phi.	62	339	5.5			
Bynum, LA-L	60	444	234	1123	18.7	Millsap, Utah	64	180	383	563	8.8	Vasquez, N.O.	66	359	5.4			
Granger, Ind.	62	391	254	1159	18.7	Bozzer, Chi.	66	114	450	564	8.5	Dragic, Hou.	66	351	5.3			
Parker, S.A.	60	427	227	1095	18.3	Jordan, LA-C	66	202	344	546	8.3	Harris, Utah	63	316	5.0			
Cousins, Sac.	64	448	262	1160	18.1	Garnett, Bos.	60	66	428	494	8.2	Teague, Atl.	66	321	4.9			
Bosh, Mia.	57	393	229	1025	18.0	Durant, OKC.	66	40	487	527	8.0	Collison, Ind.	60	287	4.8			
Gasol, LA-L	65	459	204	1129	17.4	James, Mia.	62	94	398	492	7.9	Bryant, LA-L	58	264	4.6			
Jamison, Cle.	65	421	185	1118	17.2	Bosh, Mia.	57	94	358	452	7.9	Evans, Sac.	63	283	4.5			
Harden, OKC.	62	309	312	1044	16.8	Pachulia, Atl.	58	154	303	457	7.9	Pierce, Bos.	61	274	4.5			
<b>DeRozan, Tor. (28)</b>	<b>63</b>	<b>381</b>	<b>268</b>	<b>1054</b>	<b>16.7</b>	McGee, Was.-Den.	61	163	314	477	7.8	Holiday, Phi.	65	290	4.5			
Millsap, Utah	64	426	202	1061	16.6	Anderson, Ori.	61	224	247	471	7.7	Walker, Cha.	66	289	4.4			
Evans, Sac.	63	408	201	1037	16.5	Ibaka, OKC.	66	193	305	498	7.5	Thomas, Sac.	65	266	4.1			
Lawson, Den.	61	374	178	999	16.4	Marion, Dal.	63	145	320	465	7.4	Smith, Atl.	66	257	3.9			
Wall, Was.	66	378	317	1076	16.3	Haslem, Mia.	64	117	353	470	7.3	J. Johnson, Atl.	60	232	3.9			
Anderson, Ori.	61	332	150	980	16.1	Brand, Phi.	60	145	284	429	7.2	Udrih, Mil.	59	227	3.8			
Garnett, Bos.	60	391	162	947	15.8	Dalember, Hou.	65	158	298	456	7.0	Knight, Det.	66	251	3.8			
Scout, Hou.	66	436	153	1025	15.5	Thompson, Sac.	64	166	277	443	6.9	Harden, OKC.	62	229	3.7			
Duncan, S.A.	58	361	173	895	15.4	Nowitzki, Dal.	62	46	373	419	6.8	Gasol, LA-L	65	238	3.7			
Gortat, Pho.	66	427	163	1017	15.4	Wallace, Por.-N.J.	58	87	299	386	6.7	Diaw, Cha.-S.A.	57	205	3.6			
Monroe, Det.	66	407	201	1015	15.4	Davis, Tor.	66	134	304	438	6.6	Terry, Dal.	63	226	3.6			
Afflalo, Den.	62	329	197	943	15.2	West, Ind.	66	118	315	433	6.6	Durant, OKC.	66	231	3.5			
Tyffai, Dal.	63	357	98	950	15.1	Perkins, OKC.	65	120	306	426	6.6	Chalmers, Mia.	64	222	3.5			
FIELD GOAL PCT.				FG	FGA	PCT	3-PT FIELD GOAL PCT.			3FG	3GA	PCT	FREE THROW PCT.			FT	FTA	PCT
Chandler, N.Y.	241	355	679	416	726	57.3	Novak, N.Y.	133	282	472	Crawford, Por.	191	206	92.7				
Howard, Ori.	256	454	564	444	796	55.8	Ilyasova, Mil.	51	112	455	Redick, Ori.	143	157	917				
Pekovic, Min.	307	552	556	427	769	55.5	Curry, G.S.	55	121	455	Nowitzki, Dal.	318	355	896				
Bynum, LA-L	407	752	556	427	769	55.5	Allen, Bos.	106	234	453	Nash, Pho.	127	142	894				
McGee, Was.-Den.	307	552	556	427	769	55.5	Miller, Mia.	53	117	453	Martin, Hou.	160	179	894				
Gortat, Pho.	561	1022	549	282	490	53.5	Rush, G.S.	99	219	452	Ridnour, Min.	106	119	891				
Ibaka, OKC.	269	504	534	448	842	53.2	Green, Atl.	50	113	442	Anderson, Ori.	150	171	877				
Blair, S.A.	295	555	532	427	769	55.5	Farmer, N.J.	55	125	440	Augustin, Cha.	105	120	875				
Bozzer, Chi.	248	442	532	295	555	53.2	Green, S.A.	102	234	436	Granger, Ind.	254	291	873				
Nash, Pho.	621	1169	531	407	781	52.1	Korver, Chi.	118	271	435	<b>Bargnani, Tor. (T-9)</b>	<b>151</b>	<b>173</b>	<b>87.3</b>				
James, Mia.	621	1169	531	407	781	52.1	Gordon, Det.	63	147	429	Irving, Cle.	171	196	872				
Monroe, Det.	483	943	512	249	490	50.8	Duhon, Ori.	50	119	420	Jack, N.O.	129	148	872				
Aldridge, Por.	249	490	508	348	687	50.7	Jefferson, S.A.-G.S.	113	269	420	Gallinari, Den.	182	209	871				
Noah, Chi.	464	922	503	391	777	50.3	Bonner, S.A.	105	250	420	Thornton, Sac.	141	163	865				
T. Young, Phi.	459	917	501	391	777	50.3	Neal, S.A.	83	198	419	Lowry, Hou.	171	198	864				
Lee, G.S.	416	837	497	332	668	49.7	Redick, Ori.	112	268	418	Paul, LA-C	260	302	861				
Garnett, Bos.	632	1297	496	426	861	49.5	Thompson, G.S.	111	268	414	Conley, Mem.	136	158	861				
Gasol, LA-L	287	581	494	361	733	49.2	Ginobili, S.A.	52	126	413	Gordon, Det.	117	136	860				
Wade, Mia.	287	581	494	361	733	49.2	Jones, Mia.	46	114	404	Durant, OKC.	431	501	860				
Hibbert, Ind.	332	668	497	426	861	49.5	Budinger, Hou.	88	219	402	Mathews, Por.	147	171	860				
Durant, OKC.	426	861	495	287	581	49.4	Lee, Hou.	87	217	401	Garnett, Bos.	162	189	857				
Millsap, Utah	361	733	492	294	597	49.2	Dunleavy, Mil.	83	208	399	Maggette, Cha.	178	208	856				
Brand, Phi.	516	1048	492	309	629	49.1	Irving, Cle.	73	183	399	Young, Was.-LA-C	144	169	852				
Duncan, S.A.	374	767	488	349	716	48.7	Afflalo, Den.	88	221	398	Pierce, Bos.	293	344	852				
Ilyasova, Mil.	393	807	487	393	807	48.7	Gibson, Cle.	75	139	396	J. Johnson, Atl.	158	186	849				
Jefferson, Utah	393	807	487	393	807	48.7	Iguodala, Phi.	56	193	394	Gooden, Mil.	176	208	846				
Harden, OKC.	393	807	487	393	807	48.7	Anderson, Ori.	166	422	393	Harden, OKC.	312	369	846				
Scout, Hou.	393	807	487	393	807	48.7	Watson, Chi.	68	173	393	Bryant, LA-L	381	451	845				
Lawson, Den.	393	807	487	393	807	48.7	Lucas, Chi.	55	140	393	D. Williams, N.J.	257	305	843				
West, Ind.	393	807	487	393	807	48.7	Batum, Por.	107	274	391	Batum, Por.	133	159	836				
Bosh, Mia.	393	807	487	393	807	48.7	Harden, OKC.	114	292	390	Stuckey, Det.	267	320	834				
Dudley, Pho.	312	643	485	316	654	48.3	Nash, Pho.	55	141	390	Thomas, Sac.	154	185	832				
Stoudemire, N.Y.	357	740	482	323	671	48.1	Williams, Atl.	58	149	389	Hayward, Utah	193	232	832				
Gasol, Mem.	323	671	481	427	890	48.0	Williams, LA-C	93	239	389	Collison, Ind.	127	153	830				
Humphries, N.J.	303	632	479	425	890	47.8	Chalmers, Mia.	101	260	388	Lawson, Den.	178	216	824				
Parker, S.A.	303	632	479	425	890	47.8	J. Johnson, Atl.	125	322	388	Love, Min.	379	460	823				
Bass, Bos.	303	632	479	425	890	47.8	Durant, OKC.	133	344	387	Westbrook, OKC.	340	413	824				
Paul, LA-C	425	890	478	425	890	47.8	Foye, LA-C	127	329	386	Bosh, Mia.	229	279	821				
							George, Ind.	90	234	385	Barbosa, Tor.-Ind.	101	124	815				

## STEALS PER GAME

	G	STL	AVG
Paul, LA-C	60	152	2.53
Conley, Mem.	62	136	2.19
James, Mia.	62	115	1.85
Millsap, Utah	64	118	1.84
Allen, Mem.	58	104	1.79
Igoudala, Phi.	62	107	1.73
Shumpert, N.Y.	59	101	1.71
Westbrook, OKC.	66	112	1.70
George, Ind.	66	108	1.64
Teague, Atl.	66	106	1.61
Holiday, Phi.	65	103	1.58
Jennings, Mil.	66	104	1.58
Chalmers, Mia.	64	97	1.52
Ellis, G.S.-Mil.	58	85	1.47
Wallace, Por.-N.J.	58	85	1.47
Gay, Mem.	65	95	1.46
Mathews, Por.	66	96	1.45
Cousins, Sac.	64	93	1.45
Wall, Was.	66	95	1.44
Smith, Atl.	66	93	1.41
Lawson, Den.	61	82	1.34
Durant, OKC.	66	88	1.33
Evans, Sac.	63	84	1.33
Leonard, S.A.	64	85	1.33
Gee, Cle.	63	83	1.32
Felton, Por.	60	78	1.30
Dragic, Hou.	66	85	1.29
Monroe, Det.	66	83	1.26
Brewer, Den.	59	72	1.22
Fields, N.Y.	66	79	1.20
Bryant, LA-L	58	69	1.19
Lee, Hou.	58	68	1.17
Parsons, Hou.	63	73	1.16
Terry, Dal.	63	73	1.16
Pierce, Bos.	61	70	1.15
<b>J. Johnson, Tor. (36)</b>	<b>62</b>	<b>71</b>	<b>1.15</b>
Brewer, Chi.	66	72	1.09
World Peace, LA-L	64	69	1.08
Mayo, Mem.	66	71	1.08
Marion, Dal.	63	67	1.06

## BLOCKS PER GAME

	G	BLK	AVG
Ibaka, OKC.	66	241	3.65
McGee, Was.-Den.	61	132	2.16
Howard, Ori.	54	116	2.15
Jordan, LA-C	66	135	2.05
Hibbert, Ind.	65	128	1.97
Bynum, LA-L	60	116	1.93
Gasol, Mem.	65	121	1.86
Biombo, Cha.	63	115	1.83
Smith, Atl.	66	115	1.74
Dalember, Hou.	65	111	1.71
Udoh, G.S.-Mil.	61	102	1.67
Jefferson, Utah	61	101	1.66
Brand, Phi.	60	97	1.62
Stiemsma, Bos.	55	85	1.55
Duncan, S.A.	58	88	1.52
Gortat, Pho.	66	99	1.50
Camby, Por.-Hou.	59	85	1.44
Noah, Chi.	64	92	1.44
Chandler, N.Y.	62	89	1.44
<b>J. Johnson, Tor. (20)</b>	<b>62</b>	<b>84</b>	<b>1.35</b>
Gasol, LA-L	65	88	1.35
Seraphin, Was.	57	76	1.33
Anthony, Mia.	64	84	1.31
Gibson, Chi.	63	81	1.29
Humphries, N.J.	62	74	1.19
Cousins, Sac.	64	75	1.17
Durant, OKC.	66	77	1.17
Perkins, OKC.	65	73	1.12
Frye, Pho.	64	70	1.09
A. Johnson, Tor.	64	69	1.08
T. Thompson, Cle.	60	62	1.03
Asik, Chi.	66	68	1.03
Batum, Por.	59	60	1.02
Garnett, Bos.	60	61	1.02
Favors, Utah	65	65	1.00
<b>Davis, Tor. (36)</b>	<b>66</b>	<b>63</b>	<b>0.95</b>
Lopez, Pho.	66	60	0.94
Bass, Bos.	59	54	0.92
Rush, G.S.	65	58	0.89
Wall, Was.	66	57	0.86

## MINUTES PER GAME

	G	MIN	AVG
Deng, Chi.	54	2129	39.4
Love, Min.	55	2145	39.0
Durant, OKC.	66	2546	38.6
Bryant, LA-L	58	2232	38.5
Howard, Ori.	54	2070	38.3
James, Mia.	62	2326	37.5
Gasol, LA-L	65	2430	37.4
Gay, Mem.	65	2422	37.3
Lee, G.S.	57	2121	37.2
Rondo, Bos.	53	1957	36.9
Ellis, G.S.-Mil.	58	2120	36.6
Gasol, Mem.	65	2370	36.5
Paul, LA-C	60	2181	36.4
De Williams, N.J.	55	1999	36.3
Aldridge, Por.	55	1994	36.3
Griffin, LA-C	66	2392	36.2
Wall, Was.	66	2386	36.2
Wallace, Por.-N.J.	58	2076	35.8
Igoudala, Phi.	62	2209	35.6
J. Johnson, Atl.	60	2127	35.5
Jennings, Mil.	66	2331	35.3
Westbrook, OKC.	66	2331	35.3
Smith, Atl.	66	2329	35.3
Bosh, Mia.	57	2007	35.2
Bynum, LA-L	60	2112	35.2
Conley, Mem.	62	2174	35.1
<b>DeRozan, Tor. (27)</b>	<b>63</b>	<b>2206</b>	<b>35.0</b>
Thornton, Sac.	51	1780	34.9
Humphries, N.J.	62	2162	34.9
Lawson, Den.	61	2124	34.8
Evans, Sac.	63	2162	34.8
Anthony, N.Y.	55	1876	34.1
Jefferson, Utah	61	2075	34.0
Pierce, Bos.	61	2075	34.0
<b>Calderon, Tor. (35)</b>	<b>53</b>	<b>1799</b>	<b>33.9</b>
Holiday, Phi.	65	2196	33.8
Mathews, Por.	66	2228	33.8
Affalo, Den.	62	2086	33.6
Nowitzki, Dal.	62	2079	33.5
Henderson, Cha.	55	1831	33.3

## 2011-12 NBA ROOKIE LEADERS

### SCORING AVERAGE

	G	FG	FT	PTS	AVG
Irving, Cle.	51	350	171	944	18.5
Knight, Det.	66	319	104	847	12.8
Brooks, N.J.	56	274	113	708	12.6
Thompson, G.S.	66	318	79	826	12.5
Walker, Cha.	66	281	168	799	12.1
Thomas, Sac.	65	256	154	749	11.5
Rubio, Min.	41	139	126	436	10.6
Fariel, Den.	46	181	109	471	10.2
Shumpert, N.Y.	59	214	87	563	9.5
Parsons, Hou.	63	248	43	599	9.5
Williams, Min.	66	205	136	583	8.8
T. Thompson, Cle.	60	194	106	494	8.2
Leonard, S.A.	64	199	68	507	7.9
Fredette, Sac.	61	172	40	462	7.6
Morris, Pho.	63	174	76	467	7.4
Burks, Utah	59	153	104	425	7.2
Cole, Mia.	65	177	66	441	6.8
I. Johnson, Atl.	56	141	72	356	6.4

### FIELD GOAL PCT.

	FG	FGA	PCT
Fariel, Den.	181	309	.586
Ayon, N.O.	140	261	.536
I. Johnson, Atl.	141	275	.513
Leonard, S.A.	199	404	.493
Irving, Cle.	350	747	.469
Biombo, Cha.	129	278	.464
Parsons, Hou.	248	549	.452

### STEALS PER GAME

	G	STL	AVG
Rubio, Min.	41	91	2.22
Shumpert, N.Y.	59	101	1.71
Leonard, S.A.	64	85	1.33
Parsons, Hou.	63	73	1.16
C. Singleton, Was.	66	70	1.06
Irving, Cle.	51	54	1.06
Ayon, N.O.	54	53	0.98

### REBOUNDS PER GAME

	G	OFF	DEF	TOT	AVG
Fariel, Den.	46	142	210	352	7.7
T. Thompson, Cle.	60	187	202	389	6.5
Biombo, Cha.	63	113	255	368	5.8
Leonard, S.A.	64	104	223	327	5.1
Ayon, N.O.	54	86	179	265	4.9
Vucevic, Phi.	51	88	158	246	4.8
Parsons, Hou.	63	90	210	300	4.8
Williams, Min.	66	77	234	311	4.7
Morris, Pho.	63	69	210	279	4.4
Vesely, Was.	57	101	148	249	4.4
Kanter, Utah	66	107	171	278	4.2
Allen, Phi.	41	47	124	171	4.2
Rubio, Min.	41	21	150	171	4.2
I. Johnson, Atl.	56	65	161	226	4.0
Harrellson, N.Y.	37	47	97	144	3.9
Irving, Cle.	51	44	147	191	3.7
J. Williams, N.J.	43	66	90	156	3.6
Brooks, N.J.	56	70	130	200	3.6

### 3-PT FIELD GOAL PCT.

	3FG	3FGA	PCT
Thompson, G.S.	111	268	.414
Irving, Cle.	73	183	.399
Knight, Det.	105	276	.380
Thomas, Sac.	83	219	.379
Leonard, S.A.	41	109	.376
Fredette, Sac.	78	216	.361
Morris, Pho.	43	124	.347

### BLOCKS PER GAME

	G	BLK	AVG
Biombo, Cha.	63	115	1.83
Stiemsma, Bos.	55	85	1.55
T. Thompson, Cle.	60	62	1.03
Fariel, Den.	46	47	1.02
Ayon, N.O.	54	46	0.85
Morris, Pho.	63	42	0.67
Vucevic, Phi.	51	34	0.67

### ASSISTS PER GAME

	G	AST	AVG
Rubio, Min.	41	336	8.2
Irving, Cle.	51	275	5.4
Walker, Cha.	66	289	4.4
Thomas, Sac.	65	266	4.1
Knight, Det.	66	251	3.8
Jenkins, G.S.	51	170	3.3
Sloan, Atl.-N.O.-Cle.	33	105	3.2
Shumpert, N.Y.	59	164	2.8
Brooks, N.J.	56	131	2.3
Parsons, Hou.	63	134	2.1
Mack, Was.	64	131	2.0
Cole, Mia.	65	133	2.0
Thompson, G.S.	66	133	2.0
Fredette, Sac.	61	108	1.8
Jackson, OKC.	45	71	1.6
N. Smith, Por.	44	62	1.4
Ayon, N.O.	54	74	1.4
Pargo, Mem.	44	55	1.3

### FREE THROW PCT.

	FT	FTA	PCT
Irving, Cle.	171	196	.872
Thompson, G.S.	79	91	.869
Thomas, N.O.	52	62	.838
Thomas, Sac.	154	185	.832
Rubio, Min.	126	157	.803
Shumpert, N.Y.	87	109	.798
Walker, Cha.	168	213	.789

### MINUTES PER GAME

	G	MIN	AVG
Rubio, Min.	41	1404	34.2
Knight, Det.	66	2129	32.3
Irving, Cle.	51	1558	30.5
Brooks, N.J.	56	1648	29.4
Shumpert, N.Y.	59	1705	28.9
Parsons, Hou.	63	1804	28.6
Walker, Cha.	66	1792	27.2







# NBA RATIO LEADERS



## ASSISTS PER TURNOVER

TEAM	AST	TO	RATIO	PLAYER	AST	TO	RATIO
Philadelphia	1453	738	1.97	<b>Calderon, Tor. (1)</b>	<b>468</b>	<b>104</b>	<b>4.50</b>
San Antonio	1528	895	1.71	Paul, LA-C	543	124	4.38
Milwaukee	1550	929	1.67	Conley, Mem.	404	125	3.23
Chicago	1527	923	1.65	Rondo, Bos.	620	193	3.21
Atlanta	1481	921	1.61	Williams, Phi.	221	71	3.11
Golden State	1470	915	1.61	Robinson, G.S.	231	75	3.08
Phoenix	1486	928	1.60	Parker, S.A.	463	153	3.03
Boston	1557	979	1.59	Udrih, Mil.	227	77	2.95
L.A. Clippers	1385	879	1.58	Iguodala, Phi.	339	115	2.95
Denver	1581	1015	1.56	Kidd, Dal.	264	91	2.90
Utah	1439	936	1.54	Nash, Pho.	664	229	2.90
Dallas	1380	926	1.49	Jenkins, G.S.	170	60	2.83
L.A. Lakers	1485	997	1.49	Augustin, Cha.	307	110	2.79
Houston	1404	955	1.47	Lawson, Den.	401	149	2.69
Portland	1349	935	1.44	Jack, N.O.	285	106	2.69
Charlotte	1326	957	1.39	Ridnour, Min.	252	96	2.63
<b>Toronto (17)</b>	<b>1382</b>	<b>1001</b>	<b>1.38</b>	Harris, Utah	316	122	2.59
Memphis	1290	955	1.35	Rose, Chi.	307	119	2.58
Orlando	1321	984	1.34	Rubio, Min.	336	131	2.56
New Orleans	1368	1024	1.34	Watson, Utah	217	85	2.55
Sacramento	1271	952	1.34				
Indiana	1228	925	1.33				
New Jersey	1311	995	1.32				
Miami	1317	1002	1.31				
Minnesota	1290	1001	1.29				
Cleveland	1308	1017	1.29				
New York	1328	1056	1.26				
Washington	1262	1008	1.25				
Detroit	1232	1033	1.19				
Oklahoma City	1224	1079	1.13				

## STEALS PER TURNOVER

TEAM	STL	TO	RATIO	PLAYER	STL	TO	RATIO
Philadelphia	526	738	0.71	Leonard, S.A.	85	44	1.93
Memphis	631	955	0.66	C. Singleton, Was.	70	38	1.84
L.A. Clippers	556	879	0.63	Matthews, Por.	96	73	1.32
Dallas	565	926	0.61	Brewer, Den.	72	56	1.29
Milwaukee	548	929	0.59	Paul, LA-C	152	124	1.23
Sacramento	561	952	0.59	Brewer, Chi.	72	59	1.22
New York	622	1056	0.59	Delfino, Mil.	79	66	1.20
Miami	585	1002	0.58	Allen, Mem.	104	94	1.11
Utah	545	936	0.58	Conley, Mem.	136	125	1.09
Atlanta	536	921	0.58	Lee, Hou.	68	64	1.06
Golden State	528	915	0.58	Millsap, Utah	118	112	1.05
Indiana	523	925	0.57	World Peace, LA-L	69	69	1.00
Portland	528	935	0.56	Iguodala, Phi.	107	115	0.93
San Antonio	490	895	0.55	George, Ind.	108	117	0.92
Denver	540	1015	0.53	Shumpert, N.Y.	101	111	0.91
Washington	527	1008	0.52	Ariza, N.O.	69	76	0.91
Houston	496	955	0.52	Parsons, Hou.	73	81	0.90
Boston	498	979	0.51	Kidd, Dal.	82	91	0.90
New Jersey	493	995	0.50	Thornton, Sac.	71	84	0.85
Chicago	456	923	0.49	Teague, Atl.	106	134	0.79
New Orleans	488	1024	0.48				
Phoenix	431	928	0.46				
Oklahoma City	498	1079	0.46				
Orlando	451	984	0.46				
Cleveland	466	1017	0.46				
Detroit	460	1033	0.45				
Minnesota	436	1001	0.44				
<b>Toronto (28)</b>	<b>429</b>	<b>1001</b>	<b>0.43</b>				
Charlotte	397	957	0.41				
L.A. Lakers	390	997	0.39				



## ATTENDANCE

TEAMS	HOME GAMES	HOME TOTAL	HOME AVERAGE	ROAD GAMES	ROAD TOTAL	ROAD AVERAGE
Atlanta Hawks	33	501,593	15,200	33	555,071	16,820
Boston Celtics	33	614,592	18,624	33	603,533	18,289
Charlotte Bobcats	33	486,984	14,757	33	545,638	16,534
Chicago Bulls	33	731,326	22,161	33	593,639	17,989
Cleveland Cavaliers	33	525,577	15,927	33	551,860	16,723
Dallas Mavericks	33	671,050	20,335	33	584,524	17,713
Denver Nuggets	33	561,966	17,029	33	568,546	17,229
Detroit Pistons	33	475,638	14,413	33	539,318	16,343
Golden State Warriors	33	622,311	18,858	33	540,044	16,365
Houston Rockets	33	506,994	15,363	33	585,198	17,733
Indiana Pacers	33	467,561	14,169	33	547,701	16,597
Los Angeles Clippers	33	634,237	19,219	33	605,309	18,343
Los Angeles Lakers	33	626,901	18,997	33	628,128	19,034
Memphis Grizzlies	33	518,446	15,710	33	563,271	17,069
Miami Heat	33	657,855	19,935	33	640,193	19,400
Milwaukee Bucks	33	485,717	14,719	33	549,820	16,661
Minnesota Timberwolves	33	577,197	17,491	33	538,254	16,311
New Jersey Nets	33	460,719	13,961	33	563,677	17,081
New Orleans Hornets	33	498,618	15,110	33	551,676	16,717
New York Knickerbockers	33	652,179	19,763	33	607,438	18,407
Oklahoma City Thunder	33	600,699	18,203	33	595,053	18,032
Orlando Magic	33	623,587	18,897	33	566,326	17,161
Philadelphia 76ers	33	577,597	17,503	33	553,235	16,765
Phoenix Suns	33	514,718	15,598	33	587,617	17,807
Portland Trail Blazers	33	676,384	20,496	33	566,427	17,164
Sacramento Kings	33	478,764	14,508	33	557,893	16,906
San Antonio Spurs	33	607,095	18,397	33	560,696	16,991
<b>Toronto Raptors</b>	<b>33</b>	<b>555,584</b>	<b>16,836</b>	<b>33</b>	<b>552,167</b>	<b>16,732</b>
Utah Jazz	33	637,124	19,307	33	558,871	16,935
Washington Wizards	33	552,038	16,728	33	539,928	16,361
<b>TOTALS</b>	<b>990</b>	<b>17,101,051</b>	<b>17,274</b>	<b>990</b>	<b>17,101,051</b>	<b>17,274</b>



**2011-12 TORONTO RAPTORS: Front Row (L-R):** Jose Calderon, John Townsend, Scott Roth, Tom Sterner, Ed Stefanski, Dwane Casey, Bryan Colangelo, Johnny Davis, Micah Nori, Eric Hughes, DeMar DeRozan. **Middle Row (L-R):** James Johnson, Amir Johnson, Jamaal Magloire, Aaron Gray, Solomon Alabi, Andrea Bargnani, Ed Davis, Linas Kleiza, Gary Forbes, Jerryd Bayless. **Back Row (L-R):** Rory Mullin, Jon Lee, Alex McKechnie, Scott McCullough, Jon Goodwillie, John Altia, Paul Elliott, David Gale, Kevin DiPietro.

## 2011-12 SEASON REVIEW

The Toronto Raptors ended the season with a 23-43 record, missing the postseason for the fourth consecutive year. The Raptors were 13-20 at home and 10-23 on the road. Toronto lost 124 games due to injury or illness and used 20 different starting lineups. The Raptors ranked in the Top 10 in the NBA in points allowed (9th) and opponent field goal percentage (8th), three-point field goal percentage (5th) and points in the paint (4th). Toronto ranked in the bottom third in the league in all four categories in the 2010-11 season. The Raptors held opponents under 100 points 47 times. **Ed Davis** was the only player to appear in all 66 games for Toronto and averaged a team-high 6.6 rebounds. **Andrea Bargnani** led the team in scoring with 19.5 points, but missed 35 games due to left calf issues. **Jose Calderon** ranked fourth in the NBA in assists (8.8) and first with a 4.50 assist-to-turnover ratio. **DeMar DeRozan** ranked 10th in the Eastern Conference in scoring after the All-Star break averaging 17.8 points in 30 games. **Ben Uzoh** recorded the 10th triple-double in franchise history with 12 points, 11 rebounds and 12 assists during the season finale Apr. 26 vs. New Jersey. The Raptors signed Uzoh and **Alan Anderson** for the remainder of the season April 10. Toronto allowed a franchise-low 22 points in the second half Apr. 4 at Philadelphia. The Raptors won a season-high three straight games Apr. 1-4. Bargnani reached the 6,000 point plateau Mar. 28 vs. Denver. DeRozan's streak of 130 consecutive starts - the second longest streak in team history - ended Mar. 24 at Chicago due to a sore left ankle. Toronto waived **Rasual Butler** on Mar. 23 and **Anthony Carter** on Mar. 15. The Raptors became the first team in the NBA to wear a camouflage jersey Mar. 21 vs. Chicago. Toronto traded guard **Leandro Barbosa** to Indiana in exchange for a second-round draft pick and cash considerations at the NBA trade deadline. The Raptors finished 2-5 during their franchise record-tying seven-game homestand leading into the NBA All-Star break. Calderon scored a career-high 30 points Feb. 12 vs. L.A. Lakers. Calderon joined **Damon Stoudamire** as the only players in team history to record 14 or more assists without a turnover Feb. 10 vs. Boston. Toronto finished with a winning record (3-2) during a five-game or more road trip (Jan. 22-29) for the first time since Nov. 10-18, 2011. The Raptors set a franchise record with a +24 (61-to-37) rebounding differential Feb. 3 vs. Washington. Toronto played a franchise record 19 games (6-13) during the month of January. The Raptors held opponents to under 100 points in 17 straight games (Dec. 28-Jan. 24). Toronto lost a season-high eight consecutive games Jan. 10-22. Toronto and Chicago combined for eight made free throws Jan. 14, the second-lowest combined total in NBA history. The Raptors played back-to-back-to-back games Jan. 9-11. Calderon dished out his 3,000th assist Jan. 1 at Orlando. **Jamaal Magloire** became the first Canadian to play for the Raptors, logging 15 minutes in the season opener Dec. 26 at Cleveland. The Raptors signed **Gary Forbes**, Carter, **Aaron Gray**, Butler and Magloire prior to the start of training camp. The Raptors selected **Jonas Valanciunas** fifth overall in the NBA Draft.

	2010-11	HOME	ROAD	OT	RANKINGS
<b>OVERALL:</b>	23-43	13-20	10-23	2-2	<b>NBA:</b> T-23rd
<b>EASTERN:</b>	15-33	9-15	6-18	0-2	<b>CONFERENCE:</b> 11th
<b>WESTERN:</b>	8-10	4-5	4-5	2-0	<b>DIVISION:</b> 4th

**DECEMBER 9:** Signed centre Jamaal Magloire.  
**DECEMBER 10:** Signed forward Rasual Butler.  
**DECEMBER 10:** Signed forward Gary Forbes to an offer sheet.  
**DECEMBER 11:** Signed centre Aaron Gray.  
**DECEMBER 12:** Signed guard Anthony Carter.  
**DECEMBER 14:** Signed forward Gary Forbes to a multi-year contract.  
**DECEMBER 26:** Placed forward Linas Kleiza and centre Aaron Gray on the inactive list.  
**DECEMBER 28:** Placed centre Solomon Alabi on the inactive list. Activated centre Aaron Gray.  
**DECEMBER 30:** Placed centre Aaron Gray (rapid heart rate) on the inactive list. Activated centre Solomon Alabi.

**JANUARY 4:** Assigned centre Solomon Alabi to the Bakersfield Jam of the NBA D-League.  
**JANUARY 4:** Placed centre Solomon Alabi on the inactive list.  
**JANUARY 11:** Activated forward Linas Kleiza.  
**JANUARY 18:** Placed guard Jerryd Bayless (sprained left ankle) on the inactive list. Activated centre Aaron Gray.  
**JANUARY 22:** Recalled centre Solomon Alabi from the Bakersfield Jam of the NBA D-League.  
**JANUARY 22:** Placed forward Andrea Bargnani (strained left calf) on the inactive list. Activated guard Jerryd Bayless.  
**JANUARY 24:** Placed centre Jamaal Magloire on the inactive list. Activated forward Andrea Bargnani.  
**JANUARY 25:** Placed guard Anthony Carter on the inactive list. Activated centre Jamaal Magloire.  
**JANUARY 27:** Placed forward Andrea Bargnani (strained left calf) on the inactive list. Activated centre Solomon Alabi.  
**JANUARY 29:** Placed guard Leandro Barbosa (sore left ankle) on the inactive list. Activated guard Anthony Carter.  
**JANUARY 31:** Placed centre Solomon Alabi on the inactive list. Activated guard Leandro Barbosa.

**FEBRUARY 1:** Placed forward Linas Kleiza (sore right knee) on the inactive list. Activated centre Solomon Alabi.  
**FEBRUARY 3:** Placed centre Solomon Alabi on the inactive list. Activated forward Linas Kleiza.  
**FEBRUARY 10:** Placed guard Jerryd Bayless (sore left ankle) on the inactive list. Activated centre Solomon Alabi.  
**FEBRUARY 17:** Placed forward Linas Kleiza (sore left ankle) on the inactive list. Activated guard Jerryd Bayless.  
**FEBRUARY 28:** Placed centre Solomon Alabi (upper respiratory infection) on the inactive list. Activated forward Linas Kleiza.  
**MARCH 5:** Placed guard Anthony Carter on the inactive list. Activated centre Solomon Alabi.  
**MARCH 10:** Placed centre Solomon Alabi on the inactive list. Activated forward Andrea Bargnani.  
**MARCH 11:** Placed guard Jose Calderon (sprained right ankle) on the inactive list. Activated centre Solomon Alabi.  
**MARCH 15:** Traded guard Leandro Barbosa to Indiana in exchange for a second-round draft pick and cash considerations.  
**MARCH 15:** Waived guard Anthony Carter.  
**MARCH 16:** Activated guard Jose Calderon.  
**MARCH 23:** Waived forward Rasual Butler.  
**MARCH 26:** Signed guard-forward Alan Anderson to a 10-day contract.  
**MARCH 27:** Signed guard Ben Uzoh to a 10-day contract.  
**MARCH 28:** Placed guard Jerryd Bayless (left hip pointer) on the inactive list.

**APRIL 6:** Signed guard Justin Dentmon to a 10-day contract.  
**APRIL 6:** Signed guard-forward Alan Anderson and guard Ben Uzoh to second 10-day contracts.  
**APRIL 6:** Placed guard Gary Forbes on the inactive list (sore left knee). Activated guard Justin Dentmon.  
**APRIL 8:** Placed centre Solomon Alabi on the inactive list. Activated guard Gary Forbes.  
**APRIL 9:** Placed forward Andrea Bargnani on the inactive list (left calf tightness). Activated centre Solomon Alabi.  
**APRIL 10:** Signed guard-forward Alan Anderson and guard Ben Uzoh for the remainder of the season. Elected to not renew the 10-day contract of guard Justin Dentmon.  
**APRIL 27:** Extended the contract of Dwane Casey through the 2013-14 season.







# 2011-12 RAPTORS STATISTICS

PLAYER	G	GS	MIN	FG	FGA	PCT	3FG	3FGA	PCT	FT	FTA	PCT	OFF	DEF	TOT	AST	PF	DQ	STL	TO	BLK	PTS	AVG
Bargnani	31	31	1032	209	484	.432	34	115	.296	151	173	.873	24	148	172	61	52	0	18	69	15	603	19.5
DeRozan	63	63	2206	381	903	.422	24	92	.261	268	331	.810	40	171	211	128	162	0	48	123	17	1054	16.7
Barbosa	42	0	946	198	454	.436	40	111	.360	76	91	.835	21	58	79	63	101	1	36	68	7	512	12.2
Bayless	31	11	705	117	276	.424	44	104	.423	75	88	.852	8	58	66	118	70	3	24	53	4	353	11.4
Calderon	53	53	1799	218	477	.457	59	159	.371	60	68	.882	19	141	160	468	94	0	47	104	3	555	10.5
Kleiza	49	3	1057	165	410	.402	62	179	.346	81	100	.810	42	157	199	46	119	0	23	64	4	473	9.7
Anderson	17	12	461	55	142	.387	24	61	.393	29	34	.853	8	26	34	26	35	0	5	25	3	163	9.6
J. Johnson	62	40	1561	233	518	.450	19	60	.317	81	115	.704	74	218	292	122	177	3	71	101	84	566	9.1
A. Johnson	64	43	1553	196	340	.576	2	5	.400	58	84	.690	149	259	408	79	209	2	33	94	69	452	7.1
Forbes	48	2	713	112	271	.413	29	83	.349	66	91	.725	27	75	102	54	56	0	24	54	4	319	6.6
Davis	66	9	1534	172	335	.513	0	1	.000	71	106	.670	134	304	438	60	156	1	40	67	63	415	6.3
Uzoh (TOT)	18	8	370	35	99	.354	0	1	.000	11	19	.579	19	48	67	61	31	0	17	19	3	81	4.5
Uzoh (TOR)	16	8	357	33	94	.351	0	1	.000	11	19	.579	17	46	63	59	30	0	16	19	3	77	4.8
Dentmon (TOT)	6	0	91	10	28	.357	2	14	14.3	4	6	.667	0	8	8	10	10	0	2	7	0	26	4.3
Dentmon (TOR)	4	0	72	8	22	.364	2	10	20.0	4	6	.667	0	7	7	9	8	0	1	6	0	22	5.5
Gray	49	40	813	83	161	.516	0	0	---	25	47	.532	83	198	281	27	127	2	22	51	17	191	3.9
Butler	34	14	453	41	133	.308	21	77	.273	7	12	.583	6	60	66	19	39	0	7	15	5	110	3.2
Alabi	14	0	122	13	36	.361	0	0	---	7	8	.875	15	32	47	3	11	0	2	5	9	33	2.4
Carter	24	0	209	17	53	.321	5	17	.294	8	10	.800	5	28	33	34	20	2	8	17	4	47	2.0
Magloire	34	1	374	17	45	.378	0	0	---	7	27	.259	25	88	113	6	66	0	4	22	10	41	1.2
<b>RAPTORS</b>	<b>66</b>		<b>15965</b>	<b>2268</b>	<b>5154</b>	<b>.440</b>	<b>365</b>	<b>1075</b>	<b>.340</b>	<b>1085</b>	<b>1410</b>	<b>.770</b>	<b>697</b>	<b>2074</b>	<b>2771</b>	<b>1382</b>	<b>1532</b>	<b>12</b>	<b>429</b>	<b>1001</b>	<b>321</b>	<b>5986</b>	<b>90.7</b>
<b>OPPONENTS</b>	<b>66</b>		<b>15965</b>	<b>2234</b>	<b>5130</b>	<b>.435</b>	<b>401</b>	<b>1224</b>	<b>.328</b>	<b>1335</b>	<b>1795</b>	<b>.744</b>	<b>677</b>	<b>1997</b>	<b>2674</b>	<b>1327</b>	<b>1214</b>	<b>7</b>	<b>478</b>	<b>870</b>	<b>322</b>	<b>6204</b>	<b>94.0</b>

PLAYER	SINGLE-GAME HIGHS							AVERAGE PER GAME							CAREER HIGHS (C=SET, T=TIED THIS SEASON)						
	MIN	REB	AST	ST	TO	BL	PTS	MIN	REB	AST	STL	TO	BLK	PTS	FG	FGA	FT	FTA	REB	AST	PTS
Bargnani	45	11	6	3	7	2	36	33.3	5.5	2.0	0.58	2.2	0.48	19.5	16	28	15	18	17	7	41
DeRozan	46	8	7	3	6	2	30	35.0	3.3	2.0	0.76	2.0	0.27	16.7	13T	27	13T	16C	10	7C	37
Barbosa	34	6	6	3	4	2	24	22.5	1.9	1.5	0.86	1.6	0.17	12.2	16	26	11	12	10	12	41
Bayless	44	6	10	4	5	1	30	22.7	2.1	3.8	0.77	1.7	0.13	11.4	10T	24	11	12	8	11	31
Calderon	45	8	17	3	6	1	30	33.9	3.0	8.8	0.89	2.0	0.06	10.5	13C	21	9	9	9	19	30C
Kleiza	38	11	4	2	5	1	30	21.6	4.1	0.9	0.47	1.3	0.08	9.7	13	21	13	15	12	4T	41
Anderson	45	4	4	2	4	1	20	27.1	2.0	1.5	0.29	1.5	0.18	9.6	10	18C	5T	6	8	4T	24
J. Johnson	47	13	7	6	6	23	25.2	4.7	2.0	1.15	1.6	1.35	9.1	10C	21C	8	8T	13C	7T	23C	
A. Johnson	40	15	4	2	4	5	19	24.3	6.4	1.2	0.52	1.5	1.08	7.1	10	14	9	9	16	6	26
Forbes	47	13	5	3	5	1	23	14.9	2.1	1.1	0.50	1.1	0.08	6.6	8T	21C	7C	11C	13C	5C	23C
Davis	43	15	5	3	3	4	24	23.2	6.6	0.9	0.61	1.0	0.95	6.3	10T	15C	8	12	15T	5C	24C
Uzoh (TOT)	46	11	12	4	4	1	12	20.6	3.7	3.4	0.94	1.1	0.17	4.5	6T	19C	6	6	11C	12C	18
Uzoh (TOR)	46	11	12	4	4	1	12	22.3	3.9	3.7	1.00	1.2	0.19	4.8							
Dentmon (TOT)	22	3	4	1	3	0	10	15.2	1.3	1.7	0.33	1.2	0.00	4.3	3C	10C	3C	4C	3C	4C	10C
Dentmon (TOR)	22	3	4	1	3	0	10	18.0	1.8	2.3	0.25	1.5	0.00	5.5							
Gray	31	12	3	3	3	2	12	16.6	5.7	0.6	0.45	1.0	0.35	3.9	6	13	9	9	22	5	19
Butler	37	10	3	1	2	2	13	13.3	1.9	0.6	0.21	0.4	0.15	3.2	12	24	8	10	11	6	33
Alabi	40	19	1	1	2	3	11	8.7	3.4	0.2	0.14	0.4	0.64	2.4	4C	10C	5C	6C	19C	1T	11C
Carter	22	5	6	2	2	2	10	8.7	1.4	1.4	0.33	0.7	0.17	2.0	9	16	8	10	9	15	21
Magloire	21	10	1	1	3	2	7	11.0	3.3	0.2	0.12	0.6	0.29	1.2	9	21	15	20	22	4	27
<b>RAPTORS</b>	<b>290</b>	<b>61</b>	<b>35</b>	<b>15</b>	<b>24</b>	<b>11</b>	<b>116</b>	<b>241.9</b>	<b>42.0</b>	<b>20.9</b>	<b>6.50</b>	<b>15.2</b>	<b>4.86</b>	<b>90.7</b>	<b>52</b>	<b>113</b>	<b>41</b>	<b>49</b>	<b>65</b>	<b>39</b>	<b>136</b>
<b>OPPONENTS</b>	<b>290</b>	<b>55</b>	<b>30</b>	<b>14</b>	<b>22</b>	<b>13</b>	<b>117</b>	<b>241.9</b>	<b>40.5</b>	<b>20.1</b>	<b>7.24</b>	<b>13.2</b>	<b>4.88</b>	<b>94.0</b>	<b>61</b>	<b>109</b>	<b>46</b>	<b>60</b>	<b>68</b>	<b>44</b>	<b>152</b>

# GAME-BY-GAME RESULTS

DATE	OPPONENT	TEAM/OPP	HOME	ROAD	TOTAL	HIGH POINTS	HIGH REBOUNDS	HIGH ASSISTS	OPPONENT POINTS	ATTENDANCE
Dec. 26	@Cleveland	W104-96	0-0	1-0	1-0	Calderon/DeRozan-15	A. Johnson-13	Calderon-11	Sessions-18	20,562
Dec. 28	INDIANA	L 85-90	0-1	1-0	1-1	DeRozan-22	A. Johnson-10	Calderon-6	Granger-21	19,800
Dec. 30	@Dallas	L 86-99	0-1	1-1	1-2	Bargnani-30	Bargnani-7	Calderon-7	Mahimi-19	20,307
Jan. 1	@Orlando	L 96-102	0-1	1-2	1-3	Bargnani-28	Bargnani-7	Calderon-13	Anderson-24	18,846
Jan. 2	@New York	W 90-85	0-1	2-2	2-3	DeRozan/Bargnani-21	Butler/Magloire-10	Calderon-12	Anthony-35	19,763
Jan. 4	CLEVELAND	W 92-77	1-1	2-2	3-3	Bargnani-31	J. Johnson-8	Calderon-11	Jamison-19	14,468
Jan. 6	NEW JERSEY	L 85-97	1-2	2-2	3-4	Calderon-19	A. Johnson-10	Calderon-8	Morrow/D. Williams-24	16,771
Jan. 7	@Philadelphia	L 62-97	1-2	2-3	3-5	Bargnani-21	A. Johnson-14	Calderon-7	Igoudala/Holiday-14	14,522
Jan. 9	MINNESOTA	W 97-87	2-2	2-3	4-5	Bargnani-31	A. Johnson-11	Calderon-6	Barea-16	14,097
Jan. 10	@Washington	L 78-93	2-2	2-4	4-6	Bargnani-22	A. Johnson-10	Calderon-8	Lewis/Young-15	14,077
Jan. 11	SACRAMENTO	L 91-98	2-3	2-4	4-7	Barbosa-24	Bargnani-10	Calderon-10	Evans-29	14,323
Jan. 13	INDIANA	L 90-95	2-4	2-4	4-8	DeRozan-23	Davis-10	Calderon-9	Hill-22	15,302
Jan. 14	@Chicago	L 64-77	2-4	2-5	4-9	DeRozan/Barbosa-15	A. Johnson-13	Calderon-8	Rose-18	21,962
Jan. 16	@Atlanta	L 84-93	2-4	2-6	4-10	Barbosa-22	Davis-11	Calderon-11	Smith-28	11,050
Jan. 18	@Boston	L 73-96	2-4	2-7	4-11	Forbes-18	Davis-9	Calderon-4	Rondo-21	18,624
Jan. 20	PORTLAND	L 84-94	2-5	2-7	4-12	J. Johnson-23	Davis-10	Calderon-13	Aldridge-33	17,537
Jan. 22	@L.A. Clippers	L 91-103	2-5	2-8	4-13	Barbosa-19	DeRozan/Gray-8	Bayless-5	Williams-26	19,060
Jan. 24	@Phoenix	W 99-96	2-5	3-8	5-13	Bargnani-36	Kleiza/J. Johnson-10	Calderon-11	Gortat-21	15,404
Jan. 25	@Utah	W111-106(2OT)	2-5	4-8	6-13	Bargnani/Kleiza-25	DeRozan-8	Calderon/Bayless-7	Millsap-31	19,802
Jan. 27	@Denver	L 81-96	2-5	4-9	6-14	Barbosa-19	Gray-11	Kleiza-4	Fernandez-23	18,855
Jan. 29	@New Jersey	W 94-73	2-5	5-9	7-14	DeRozan-27	Davis-9	Calderon-9	D. Williams-24	14,319
Jan. 31	ATLANTA	L 77-100	2-6	5-9	7-15	Bayless-14	Davis-11	Calderon-9	J. Johnson-30	16,117
Feb. 1	@Boston	L 64-100	2-6	5-10	7-16	Bayless-14	Davis-12	Calderon-7	Pierce-17	18,624
Feb. 3	WASHINGTON	W106-89	3-6	5-10	8-16	Barbosa-19	A. Johnson-13	Calderon-17	Young-21	16,382
Feb. 5	@Miami	L 89-95	3-6	5-11	8-17	DeRozan-25	Davis-8	J. Johnson-4	James-30	19,802
Feb. 6	@Washington	L108-111(OT)	3-6	5-12	8-18	Bayless/Kleiza-30	A. Johnson-10	J. Johnson-6	Wall-31	14,687
Feb. 8	MILWAUKEE	L 99-105	3-7	5-12	8-19	DeRozan-25	Kleiza-8	Calderon-15	Deflino-25	15,291
Feb. 10	BOSTON	W 86-74	4-7	5-12	9-19	DeRozan-21	A. Johnson-12	Calderon-14	Garnett-17	19,207
Feb. 12	L.A. LAKERS	L 92-94	4-8	5-12	9-20	Calderon-30	Davis-8	DeRozan-7	Bryant-27	19,311
Feb. 14	NEW YORK	L 87-90	4-9	5-12	9-21	Calderon-25	Kleiza-11	Calderon-9	Lin-27	20,092
Feb. 15	SAN ANTONIO	L106-113	4-10	5-12	9-22	DeRozan-29	A. Johnson-7	Calderon-11	Parker-34	15,999
Feb. 17	CHARLOTTE	L 91-98	4-11	5-12	9-23	DeRozan-24	A. Johnson-15	Calderon-8	Williams-22	15,575
Feb. 22	DETROIT	W103-93	5-11	5-12	10-23	DeRozan-23	Gray-12	Calderon-15	Monroe-30	17,125
Feb. 28	@Houston	L 85-88	5-11	5-13	10-24	DeRozan-17	Davis-15	Calderon-7	Lowmy-26	13,337
Feb. 29	@New Orleans	W 95-84	5-11	6-13	11-24	DeRozan/Kleiza-21	A. Johnson-7	Calderon-6	Bellinelli-20	14,527
Mar. 2	MEMPHIS	L 99-102	5-12	6-13	11-25	Bayless-18	Gray/Kleiza-7	Gray-23	Gay-23	17,168
Mar. 4	GOLDEN STATE	W 83-75	6-12	6-13	12-25	DeRozan-25	A. Johnson-13	Bayless/DeRozan-4	Lee-22	18,056
Mar. 5	ORLANDO	L 88-92	6-13	6-13	12-26	DeRozan-23	Gray-11	Calderon/J. Johnson-7	Howard-36	15,392
Mar. 7	HOUSTON	W116-98	7-13	6-13	13-26	DeRozan-23	A. Johnson-8	Calderon-12	Parsons-19	14,597
Mar. 10	@Detroit	L 86-105	7-13	6-14	13-27	DeRozan-15	DeRozan/Davis-5	Bayless-4	Stuckey-20	16,090
Mar. 11	MILWAUKEE	L 99-105	7-14	6-14	13-28	DeRozan-21	Davis-10	Bayless-6	Ilyasova-31	17,316
Mar. 13	@Cleveland	W 96-88	7-14	7-14	14-28	Bayless-20	A. Johnson-9	Bayless-7	Jamison-20	14,203
Mar. 14	@New Jersey	L 84-98	7-14	7-15	14-29	Bayless/J. Johnson-16	A. Johnson-9	Bayless-10	Green-26	10,701
Mar. 16	@Memphis	W114-110(OT)	7-14	8-15	15-29	Bayless-28	Bargnani/J. Johnson-7	Bayless-9	Gasol-28	17,239
Mar. 17	@Charlotte	L103-107	7-14	8-16	15-30	Bayless-29	Davis-12	Bayless-6	Henderson-24	15,108
Mar. 20	@New York	L 87-106	7-14	8-17	15-31	DeRozan-17	Davis-9	Calderon-8	Stoudemire-22	19,763
Mar. 21	CHICAGO	L 82-94	7-15	8-17	15-32	DeRozan-23	Gray/Kleiza-8	Calderon-8	Deng-17	17,869
Mar. 23	NEW YORK	W 96-79	8-15	8-17	16-32	DeRozan-30	Bargnani/Davis/Gray-7	Calderon-10	Stoudemire-17	19,800
Mar. 24	@Chicago	L101-102(OT)	8-15	8-18	16-33	Calderon/J. Johnson-20	Forbes-13	Calderon-10	Boozer-24	21,841
Mar. 26	ORLANDO	L101-117	8-16	8-18	16-34	Forbes-21	Magloire-7	Calderon-11	Anderson-28	16,429
Mar. 28	DENVER	W105-96	9-16	8-18	17-34	Bargnani-26	Forbes-10	Calderon-10	Lawson-26	15,867
Mar. 30	MIAMI	L101-113	9-17	8-18	17-35	DeRozan-28	A. Johnson-12	Calderon-16	Bost/Wade-30	19,883
Apr. 1	WASHINGTON	W 99-92	10-17	8-18	18-35	Bargnani-18	Bargnani/Gray-8	Calderon-8	Crawford-18	16,698
Apr. 3	CHARLOTTE	W 92-87	11-17	8-18	19-35	Bargnani-30	Gray-9	Calderon-11	Mullens-20	14,640
Apr. 4	@Philadelphia	W 99-78	11-17	9-18	20-35	Bargnani-24	Davis-14	Calderon-13	Brand/Holiday-20	18,186
Apr. 6	CLEVELAND	L 80-84	11-18	9-18	20-36	DeRozan-28	Kleiza-8	DeRozan-4	Jamison-25	16,565
Apr. 8	@Oklahoma City	L 75-91	11-18	9-19	20-37	Calderon-19	Gray-10	Calderon-6	Durant-23	18,203
Apr. 9	@Indiana	L 98-103	11-18	9-20	20-38	Kleiza-18	Davis-10	Calderon-14	Granger/Hill-18	11,021
Apr. 11	PHILADELPHIA	L 75-93	11-19	9-20	20-39	Davis/Anderson-13	Davis-13	Davis-5	T. Young-17	16,324
Apr. 13	BOSTON	W 84-79	12-19	9-20	21-39	DeRozan-22	Davis-12	Uzo-5	Pierce-18	17,270
Apr. 15	@Atlanta	W102-86	12-19	10-20	22-39	DeRozan-23	Gray/Kleiza-7	Dentmon-4	Smith-26	13,845
Apr. 16	ATLANTA	L 87-109	12-20	10-20	22-40	DeRozan-22	Uzo-10	Uzo-8	J. Johnson-21	15,992
Apr. 18	@Miami	L 72-96	12-20	10-21	22-41	J. Johnson-18	J. Johnson/Alabi-6	Anderson-3	James-28	19,600
Apr. 22	@Detroit	L 73-76	12-20	10-22	22-42	DeRozan-16	Alabi-10	Forbes/J. Johnson-4	Knight/Gordon-19	14,370
Apr. 23	@Milwaukee	L 86-92	12-20	10-23	22-43	J. Johnson-22	J. Johnson-13	Forbes/Uzo-5	Jennings-25	13,867
Apr. 26	NEW JERSEY	W 98-67	13-20	10-23	23-43	Davis-24	Alabi-19	Uzo-12	Morrow-11	18,161





# MISCELLANEOUS STATS



	Overall	Eastern	Western	Atlantic	Central	Southeast	Northwest	Southwest	Pacific	OT
<b>Record</b>	23-43	15-33	8-10	7-8	4-12	4-13	3-3	3-4	2-3	2-2
<b>Home</b>	13-20	9-15	4-5	4-3	2-6	3-6	2-1	1-2	1-2	0-0
<b>Away</b>	10-23	6-18	4-5	3-5	2-6	1-7	1-2	2-2	1-1	2-2

## CURRENT STREAKS

Overall..... Won 1  
 Home..... Won 1  
 Road..... Lost 3

## HOME ATTENDANCE

Total..... 555,584  
 Average. 16,836  
 Sellouts..... 4

## RECORD BY MONTH

October/November .. 4-9  
 December.. 1-2    March ..... 6-11  
 January ..... 6-13    April..... 6-8

## LONGEST STREAKS

Overall..... Won 3, Lost 8  
 Home..... Won 2, Lost 4 (2X)  
 Road..... Won 2, Lost 6

## ROAD ATTENDANCE

Total..... 552,167  
 Average. 16,732  
 Sellouts..... 13

## RECORD BY DAY

Monday..... 3-7    Friday ..... 5-9  
 Tuesday..... 3-5    Saturday . 0-5  
 Wednesday..... 7-10    Sunday .... 4-7  
 Thursday ..... 1-0

## RECORD WHEN OFFENCE SCORES

100 or more points ..... 8-6  
 Less than 100 points..... 15-37

## RECORD WHEN DEFENCE ALLOWS

100 or more points ..... 2-17  
 .. Less than 100 points..... 21-26

## RECORD WHEN OFFENCE SHOOTS

50% or better from the field ..... 7-5  
 Between 45-49% from the field ..... 6-10  
 Between 40-44% from the field ..... 8-14  
 Under 40% from the field..... 2-14

## RECORD WHEN DEFENCE ALLOWS

... 50% or better from the field  
 Between 45-49% from the field  
 Between 40-44% from the field  
 Under 40% from the field 1-8

## RECORD WHEN TORONTO HAS

a better (or same) FG% than opponents ..... 19-14  
 more (or same) rebounds than opponents ..... 17-20  
 more (or same) assists than opponents ..... 19-21  
 fewer (or same) turnovers than opponents..... 12-15

## RECORD WHEN TORONTO HAS

a lower FG% than opponent  
 fewer rebounds than opponent  
 fewer assists than opponent  
 more turnovers than opponent

## RECORD WHEN

Lead  
 Trailed  
 Tied

## AFTER FIRST QUARTER

12-14  
 7-28  
 4-1

## AFTER FIRST HALF

18-12  
 4-30  
 1-1

## AFTER THIRD QUARTER

20-8  
 2-32  
 1-3

## POINT MARGIN BY OUTCOME

	OT	1	2	3	4	5	6	7	8	9	10	11	12	13	14	15
<b>Won</b>	2	0	0	1	1	4	0	1	3	1	2	1	1	0	0	1
<b>Lost</b>	2	1	1	5	3	3	5	3	0	1	1	0	4	2	1	2
	16	17	18	19	20	21	22	23	24	25	26	27	28	29	30+	
<b>Won</b>	1	2	1	0	0	2	0	0	0	0	0	0	0	0	1	
<b>Lost</b>	2	0	1	2	0	0	1	2	1	0	0	0	0	0	2	



## INJURY REPORT

PLAYER	NO. OF GAMES	DATES	INJURY
Aaron Gray	14	Dec. 26-Jan. 16	Rapid heart rate
	1	Apr. 26	Back spasms
Jerryd Bayless	13	Jan. 1-20	Sprained left ankle
	4	Feb. 10-15	Sore left ankle
	2	Mar. 23-24	Left hip pointer
	16	Mar. 28-Apr. 26	Partially torn left oblique muscle
Linas Kleiza	10	Dec. 26-Jan. 10	Right knee surgery
	3	Feb. 1, Apr. 16-18	Sore right knee
	3	Feb. 15-22	Sore left ankle
Andrea Bargnani	26	Jan. 13-22, Jan. 27-Mar. 7	Strained left calf
	9	Apr. 9-26	Sore left calf
James Johnson	1	Jan. 16	Sprained right ankle
	1	Mar. 28	Upper respiratory infection
Leandro Barbosa	1	Jan. 29	Sore left ankle
Solomon Alabi	4	Feb. 28-Mar. 4	Upper respiratory infection
Amir Johnson	1	Mar. 5	Sore right knee
Jose Calderon	5	Mar. 11-17	Sprained right ankle
	4	Apr. 6, Apr. 13-16	Swollen right eye
DeMar DeRozan	3	Mar. 24-26, Apr. 26	Sore left ankle
Gary Forbes	3	Apr. 3-6	Sore left knee
<b>TOTAL:</b>	<b>124</b>		

## INACTIVE REPORT

PLAYER	NO. OF GAMES	DATES
Andrea Bargnani	30	Jan. 22, Jan. 27-Mar. 7, Apr. 9-26
Solomon Alabi	26	Dec. 28, Jan. 4-25, Jan. 31, Feb. 3-8, Feb. 28-Mar. 4, Mar. 10, Apr. 8
Jerryd Bayless	22	Jan. 18-20, Feb. 10-15, Mar. 28-Apr. 26
Aaron Gray	13	Dec. 26, Dec. 30-Jan. 16
Linas Kleiza	13	Dec. 26-Jan. 10, Feb. 1, Feb. 17-22
Anthony Carter	8	Jan. 25-27, Mar. 5-14
Jose Calderon	3	Mar. 11-14
Jamaal Magloire	1	Jan. 24
Leandro Barbosa	1	Jan. 29
Gary Forbes	1	Apr. 6



Aaron Gray started 40 games after missing the first 14 games due to a rapid heart rate.

# GAME LEADERS & STARTERS



## GAME LEADERS

(INCLUDES TIES)	LEADERS				POINTS			10+	10+	DOUBLE-	TRIPLE-
	PTS	REB	AST	BENCH PTS	10-19	20-29	30+	REB	AST	DOUBLES	DOUBLES
Solomon Alabi	-	3	-	-	1	-	-	2	-	1	-
Alan Anderson	1	-	1	-	8	1	-	-	-	-	-
Leandro Barbosa	6	-	-	22	24	4	-	-	-	-	-
Andrea Bargnani	13	6	-	-	12	10	5	2	-	2	-
Jerryd Bayless	8	-	9	5	12	3	1	-	1	1	-
Rasual Butler	-	1	-	-	4	-	-	1	-	1	-
Jose Calderon	6	-	45	-	22	2	1	-	22	11	-
Anthony Carter	-	-	-	-	1	-	-	-	-	-	-
Ed Davis	2	19	1	7	9	1	-	16	-	5	-
Justin Dentmon	-	-	1	-	1	-	-	-	-	-	-
DeMar DeRozan	28	3	3	-	26	25	1	-	-	-	-
Gary Forbes	2	2	2	8	9	3	-	2	-	2	-
Aaron Gray	-	11	-	1	3	-	-	6	-	2	-
Amir Johnson	-	19	-	3	20	-	-	14	-	8	-
James Johnson	5	5	5	4	21	3	-	3	-	3	-
Linas Kleiza	4	7	1	19	20	2	1	2	-	1	-
Jamaal Magloire	-	2	-	-	-	-	-	1	-	-	-
Ben Uzoh	-	1	4	-	-	2	-	-	2	1	1

## 2011-12 STARTING LINEUPS

FORWARD	FORWARD	CENTRE	GUARD	GUARD	RECORD	WIN%
A. Johnson	Bargnani	Butler	DeRozan	Calderon	4-7	.364
A. Johnson	Davis	Butler	DeRozan	Calderon	0-3	.000
A. Johnson	Davis	J. Johnson	DeRozan	Calderon	0-3	.000
Gray	Bargnani	J. Johnson	DeRozan	Calderon	5-2	.714
Gray	Kleiza	J. Johnson	DeRozan	Calderon	0-1	.000
A. Johnson	J. Johnson	DeRozan	Bayless	Calderon	1-2	.333
Gray	Davis	J. Johnson	DeRozan	Calderon	0-2	.000
Gray	J. Johnson	DeRozan	Bayless	Calderon	1-2	.333
Gray	A. Johnson	J. Johnson	DeRozan	Calderon	5-6	.454
A. Johnson	Bargnani	J. Johnson	DeRozan	Bayless	1-2	.333
Gray	Bargnani	J. Johnson	DeRozan	Bayless	1-1	.500
A. Johnson	Bargnani	J. Johnson	DeRozan	Calderon	0-1	.000
Gray	Bargnani	J. Johnson	Forbes	Calderon	0-2	.000
Gray	Bargnani	Kleiza	DeRozan	Calderon	1-1	.500
Gray	Bargnani	Anderson	DeRozan	Calderon	1-1	.500
Gray	Bargnani	Anderson	DeRozan	Uzoh	0-1	.000
Gray	A. Johnson	Anderson	DeRozan	Calderon	0-2	.000
Gray	A. Johnson	Anderson	DeRozan	Uzoh	2-3	.400
A. Johnson	J. Johnson	Anderson	DeRozan	Uzoh	0-1	.000
J. Johnson	Davis	Magloire	Anderson	Uzoh	1-0	1.000



Ben Uzoh (left) recorded the team's first triple-double in more than 12 years April 26 vs. New Jersey. Jose Calderon (above) led the team with 11 double-doubles.

# GAME-BY-GAME LINEUPS

DATE	OPP	SCORE	W-L	FORWARD	FORWARD	CENTRE	GUARD	GUARD
Dec. 26	@ CLE	W 104-96	1-0	Butler	Bargnani	A. Johnson	DeRozan	Calderon
Dec. 28	IND	L 90-85	1-1	Butler	Bargnani	A. Johnson	DeRozan	Calderon
Dec. 30	@ DAL	L 99-86	1-2	Butler	Bargnani	A. Johnson	DeRozan	Calderon
Jan. 1	@ ORL	L 102-96	1-3	Butler	Bargnani	A. Johnson	DeRozan	Calderon
Jan. 2	@ NY	W 90-85	2-3	Butler	Bargnani	A. Johnson	DeRozan	Calderon
Jan. 4	CLE	W 92-77	3-3	Butler	Bargnani	A. Johnson	DeRozan	Calderon
Jan. 6	NY	L 97-85	3-4	Butler	Bargnani	A. Johnson	DeRozan	Calderon
Jan. 7	@ PHI	L 97-62	3-5	Butler	Bargnani	A. Johnson	DeRozan	Calderon
Jan. 9	MIN	W 97-87	4-5	Butler	Bargnani	A. Johnson	DeRozan	Calderon
Jan. 10	@ WAS	L 93-78	4-6	Butler	Bargnani	A. Johnson	DeRozan	Calderon
Jan. 11	SAC	L 98-91	4-7	Butler	Bargnani	A. Johnson	DeRozan	Calderon
Jan. 13	IND	L 95-90	4-8	Butler	Davis	A. Johnson	DeRozan	Calderon
Jan. 14	@ CHI	L 77-64	4-9	Butler	Davis	A. Johnson	DeRozan	Calderon
Jan. 16	@ ATL	L 93-84	4-10	Butler	Davis	A. Johnson	DeRozan	Calderon
Jan. 18	@ BOS	L 96-73	4-11	J. Johnson	Davis	A. Johnson	DeRozan	Calderon
Jan. 20	POR	L 94-84	4-12	J. Johnson	Davis	A. Johnson	DeRozan	Calderon
Jan. 22	@ LAC	L 103-91	4-13	J. Johnson	Davis	A. Johnson	DeRozan	Calderon
Jan. 24	@ PHX	W 99-96	5-13	J. Johnson	Bargnani	Gray	DeRozan	Calderon
Jan. 25	@ UTA	W 111-106 (2OT)	6-13	J. Johnson	Bargnani	Gray	DeRozan	Calderon
Jan. 27	@ DEN	L 96-81	6-14	J. Johnson	Kleiza	Gray	DeRozan	Calderon
Jan. 29	@ NJ	W 94-73	7-14	DeRozan	J. Johnson	A. Johnson	Bayless	Calderon
Jan. 31	ATL	L 100-77	7-15	DeRozan	J. Johnson	A. Johnson	Bayless	Calderon
Feb. 1	@ BOS	L 100-64	7-16	J. Johnson	Gray	Davis	DeRozan	Calderon
Feb. 3	WAS	W 106-89	8-16	DeRozan	J. Johnson	Gray	Bayless	Calderon
Feb. 5	@ MIA	L 95-89	8-17	DeRozan	J. Johnson	Gray	Bayless	Calderon
Feb. 6	@ WAS	L 111-108 (OT)	8-18	DeRozan	J. Johnson	Gray	Bayless	Calderon
Feb. 8	MIL	L 105-99	8-19	DeRozan	J. Johnson	A. Johnson	Bayless	Calderon
Feb. 10	BOS	W 86-74	9-19	J. Johnson	A. Johnson	Gray	DeRozan	Calderon
Feb. 12	LAL	L 94-92	9-20	J. Johnson	A. Johnson	Gray	DeRozan	Calderon
Feb. 14	NY	L 90-87	9-21	J. Johnson	Gray	A. Johnson	DeRozan	Calderon
Feb. 15	SA	L 113-106	9-22	J. Johnson	A. Johnson	Gray	DeRozan	Calderon
Feb. 17	CHA	L 98-91	9-23	J. Johnson	Gray	A. Johnson	DeRozan	Calderon
Feb. 22	DET	W 103-93	10-23	J. Johnson	A. Johnson	Gray	DeRozan	Calderon
Feb. 28	@ HOU	L 88-85	10-24	J. Johnson	A. Johnson	Gray	DeRozan	Calderon
Feb. 29	@ NO	W 95-84	11-24	J. Johnson	A. Johnson	Gray	DeRozan	Calderon
Mar. 2	MEM	L 102-99	11-25	J. Johnson	A. Johnson	Gray	DeRozan	Calderon
Mar. 4	GS	W 83-75	12-25	J. Johnson	Gray	A. Johnson	DeRozan	Calderon
Mar. 5	ORL	L 92-88	12-26	J. Johnson	Davis	Gray	DeRozan	Calderon
Mar. 7	HOU	W 116-98	13-26	J. Johnson	A. Johnson	Gray	DeRozan	Calderon
Mar. 10	@ DET	L 105-86	13-27	J. Johnson	Bargnani	Gray	DeRozan	Calderon
Mar. 11	MIL	L 105-99	13-28	J. Johnson	Bargnani	A. Johnson	DeRozan	Bayless
Mar. 13	@ CLE	W 96-88	14-28	J. Johnson	Bargnani	A. Johnson	DeRozan	Bayless
Mar. 14	@ NJ	L 98-84	14-29	J. Johnson	Bargnani	A. Johnson	DeRozan	Bayless
Mar. 16	@ MEM	W 114-110 (OT)	15-29	J. Johnson	Bargnani	Gray	DeRozan	Bayless
Mar. 17	@ CHA	L 107-103	15-30	J. Johnson	Bargnani	Gray	DeRozan	Bayless
Mar. 20	@ NY	L 106-87	15-31	J. Johnson	Bargnani	Gray	DeRozan	Calderon
Mar. 21	CHI	L 94-82	15-32	J. Johnson	Bargnani	A. Johnson	DeRozan	Calderon
Mar. 23	NY	W 96-79	16-32	J. Johnson	Bargnani	Gray	DeRozan	Calderon
Mar. 24	@ CHI	L 102-101 (OT)	16-33	J. Johnson	Bargnani	Gray	Forbes	Calderon
Mar. 26	ORL	L 117-101	16-34	J. Johnson	Bargnani	Gray	Forbes	Calderon
Mar. 28	DEN	W 105-96	17-34	Bargnani	Kleiza	Gray	DeRozan	Calderon
Mar. 30	MIA	L 113-101	17-35	Kleiza	Bargnani	Gray	DeRozan	Calderon
Apr. 1	WAS	W 99-92	18-35	J. Johnson	Bargnani	Gray	DeRozan	Calderon
Apr. 3	CHA	W 92-87	19-35	J. Johnson	Bargnani	Gray	DeRozan	Calderon
Apr. 4	@ PHI	W 99-78	20-35	Anderson	Bargnani	Gray	DeRozan	Calderon
Apr. 6	CLE	L 84-80	20-36	Anderson	Bargnani	Gray	DeRozan	Uzoh
Apr. 8	@ OKC	L 91-75	20-37	Anderson	Bargnani	Gray	DeRozan	Calderon
Apr. 9	@ IND	L 103-98	20-38	Anderson	Anderson	A. Johnson	DeRozan	Calderon
Apr. 11	PHI	L 93-75	20-39	Anderson	Anderson	Gray	DeRozan	Calderon
Apr. 13	BOS	W 84-79	21-39	Anderson	Anderson	A. Johnson	DeRozan	Uzoh
Apr. 15	@ ATL	W 102-86	22-39	Anderson	Anderson	Gray	DeRozan	Uzoh
Apr. 16	ATL	L 109-87	22-40	Anderson	Anderson	A. Johnson	DeRozan	Uzoh
Apr. 18	@ MIA	L 96-72	22-41	Anderson	Anderson	A. Johnson	DeRozan	Uzoh
Apr. 22	@ DET	L 76-73	22-42	Anderson	Anderson	Gray	DeRozan	Uzoh
Apr. 23	@ MIL	L 92-86	22-43	Anderson	Anderson	J. Johnson	DeRozan	Uzoh
Apr. 26	NJ	W 98-67	23-43	J. Johnson	Davis	Magloire	Anderson	Uzoh

# RAPTORS HIGHS & LOWS



## RAPTORS TEAM HIGHS

CATEGORY	NO.	OPPONENT	DATE
Points, Game	116	vs. Houston	March 7, 2012
Points, Half	67 (2nd + OT)	at Memphis (OT)	March 16, 2012
	61 (2nd)	2X - at Indiana Pacers	April 9, 2012
Points, Quarter	36 (4th)	2X - at Indiana Pacers	April 9, 2012
Points, Overtime	11 (2OT)	2X - last at Memphis (OT)	March 16, 2012
Margin of Victory	+31	vs. New Jersey	April 26, 2012
Largest Lead	+38	vs. New Jersey	April 26, 2012
Field Goals	47	vs. San Antonio	February 15, 2012
Field Goals Attempted	96	at Utah (2OT)	January 25, 2012
	93	vs. Washington	February 3, 2012
Field Goal Pct.	.592	vs. Houston (45-of-76)	March 7, 2012
3-Point FGM	13	at Washington (OT)	February 6, 2012
	12	vs. Denver	March 28, 2012
3-Point FGA	28	at Utah (2OT)	January 25, 2012
	27	vs. Cleveland	January 4, 2012
3-Point FG Pct.	.600	at New Orleans (9-of-15)	February 29, 2012
FTM	29	at Memphis (OT)	March 16, 2012
	27	2X - last vs. Boston	April 13, 2012
FTA	38	at Memphis (OT)	March 16, 2012
	33	vs. Denver	March 28, 2012
FT Pct.	1.000	2X - at last Philadelphia (12-of-12)	April 4, 2012
Rebounds	61	vs. Washington	February 3, 2012
Offensive Rebounds	23	vs. Washington	February 3, 2012
Defensive Rebounds	43	vs. New Jersey	April 26, 2012
Rebound Difference	+24	vs. Washington (61-to-37)	February 3, 2012
Assists	35	at Cleveland	December 26, 2011
Assist Difference	+16	vs. Houston (31-to-15)	March 7, 2012
Steals	15	at L.A. Clippers	January 22, 2012
Blocks	11	at Chicago (OT)	March 24, 2012
	11	vs. New York	February 14, 2012
Personal Fouls	36	at Charlotte	March 17, 2012
Turnovers	24	at Charlotte	March 17, 2012
Turnover Difference	+5	5X - last vs. New York (17-to-22)	March 23, 2012

## RAPTORS TEAM LOWS

CATEGORY	NO.	OPPONENT	DATE
Points, Game	62	at Philadelphia	January 7, 2012
Points, Half	23 (2nd)	at Miami	April 18, 2012
Points, Quarter	11 (3rd)	4X - last at Miami	April 18, 2012
Points, Overtime	3	at Washington (OT)	February 6, 2012
Margin of Defeat	-36	at Boston	February 1, 2012
Largest Deficit	-40	at Boston	February 1, 2012
Field Goals	25	2X - last vs. Boston	April 13, 2012
Field Goals Attempted	68	2X - last at New Jersey	January 29, 2012
Field Goal Pct.	.318	at Philadelphia (27-of-85)	January 7, 2012
3-Point FGM	1	5X - last at Miami	April 18, 2012
3-Point FGA	7	vs. Detroit	February 22, 2012
3-Point FG Pct.	.063	at Miami (1-of-16)	April 18, 2012
FTM	1	at Chicago	January 14, 2012
FTA	7	at Chicago	January 14, 2012
FT Pct.	.143	at Chicago (1-of-7)	January 14, 2012
Rebounds	30	2X - last vs. Miami	March 30, 2012
Offensive Rebounds	4	3X - last at New York	March 20, 2012
Defensive Rebounds	21	2X - last at Miami	April 18, 2012
Rebound Difference	-16	at New York (30-to-46)	March 20, 2012
Assists	12	2X - last at Miami	April 18, 2012
Assist Difference	-14	at Boston (16-to-30)	February 1, 2012
Steals	0	vs. Philadelphia	April 11, 2012
Blocks	0	at Philadelphia	April 4, 2012
Personal Fouls	12	2X - last vs. New Jersey	April 26, 2012
Turnovers	9	3X - last vs. Philadelphia	April 11, 2012
Turnover Difference	-11	at Chicago (OT) (20-to-9)	March 24, 2012
	-11	2X - last at Milwaukee (22-to-11)	April 23, 2012

## OPPONENT TEAM HIGHS

CATEGORY	NO.	OPPONENT	DATE
Points, Game	117	vs. Orlando	March 26, 2012
Points, Half	64 (2nd+OT)	at Memphis (OT)	March 16, 2012
	64 (2nd)	at Charlotte	March 17, 2012
Points, Quarter	38 (3rd)	at Charlotte	March 17, 2012
Points, Overtime	10 (1OT)	at Utah (2OT)	January 25, 2012
Margin of Victory	+36	at Boston	February 1, 2012
Largest Lead	+40	at Boston	February 1, 2012
Field Goals	44	2X - last vs. Miami	March 30, 2012
Field Goals Attempted	103	at Chicago (OT)	March 24, 2012
	87	vs. Washington	February 3, 2012
Field Goal Pct.	.571	vs. Miami (44-of-77)	March 30, 2012
3-Point FGM	15	2X - last vs. Orlando	March 26, 2012
3-Point FGA	35	at New York	January 2, 2012
3-Point FG Pct.	.500	at Boston (12-of-24)	February 1, 2012
FTM	37	vs. Houston	March 7, 2012
FTA	51	at Memphis (OT)	March 16, 2012
	44	vs. Houston	March 7, 2012
FT Pct.	.920	vs. San Antonio (23-of-25)	February 15, 2012
Rebounds	55	vs. Portland	January 20, 2012
Offensive Rebounds	21	at Chicago (OT)	March 24, 2012
	17	vs. Charlotte	April 3, 2012
Defensive Rebounds	40	4X - last at Boston	February 1, 2012
Rebound Difference	+16	at New York (46-to-30)	March 20, 2012
Assists	30	at Boston	February 1, 2012
Assist Difference	+14	at Boston (30-to-16)	February 1, 2012
Steals	14	at L.A. Clippers	January 22, 2012
Blocks	13	vs. Washington	February 3, 2012
Personal Fouls	29	2X - last at Memphis (OT)	March 16, 2012
	26	vs. Minnesota	January 9, 2012
Turnovers	22	2X - last vs. New York	March 23, 2012
Turnover Difference	+11	at Chicago (OT) (9-to-20)	March 24, 2012
	+11	2X - last at Milwaukee (11-to-22)	April 23, 2012

## OPPONENT TEAM LOWS

CATEGORY	NO.	OPPONENT	DATE
Points, Game	67	vs. New Jersey	April 26, 2012
Points, Half	22 (2nd)	at Philadelphia	April 4, 2012
Points, Quarter	7 (4th)	at Philadelphia	April 4, 2012
Points, Overtime	6 (2OT)	2X - last at Washington (OT)	February 6, 2012
Margin of Defeat	-31	vs. New Jersey	April 26, 2012
Largest Deficit	-38	vs. New Jersey	April 26, 2012
Field Goals	24	vs. Cleveland	January 4, 2012
Field Goals Attempted	65	vs. Boston	February 10, 2012
Field Goal Pct.	.296	vs. Cleveland (24-of-81)	January 4, 2012
3-Point FGM	1	vs. Philadelphia	April 11, 2012
3-Point FGA	8	vs. Indiana	January 13, 2012
3-Point FG Pct.	.100	vs. Philadelphia (1-of-10)	April 11, 2012
FTM	7	2X - last at Philadelphia	April 4, 2012
FTA	8	at Philadelphia	April 4, 2012
FT Pct.	.464	vs. Orlando (13-of-28)	March 5, 2012
Rebounds	28	at Charlotte	March 17, 2012
Offensive Rebounds	4	2X - last vs. Philadelphia	April 11, 2012
Defensive Rebounds	19	vs. Miami	March 30, 2012
Rebound Difference	-24	vs. Washington (37-to-61)	February 3, 2012
Assists	13	3X - last vs. Washington	February 3, 2012
Assist Difference	-16	vs. Houston (15-to-31)	March 7, 2012
Steals	2	3X - last vs. Washington	April 1, 2012
Blocks	0	vs. New Jersey	January 6, 2012
Personal Fouls	7	at Chicago	January 14, 2012
Turnovers	5	2X - last vs. Philadelphia	April 11, 2012
Turnover Difference	-5	5X - last vs. New York (22-to-17)	March 23, 2012



# INDIVIDUAL HIGHS



## TORONTO INDIVIDUAL HIGHS

CATEGORY	NO.	NAME	OPPONENT	DATE
Points, Game	36	Andrea Bargnani	at Phoenix	January 24, 2012
Points, Half	27 (2nd)	Andrea Bargnani	at Phoenix	January 24, 2012
Points, Quarter	18 (4th)	Linas Kleiza	at Indiana	April 9, 2012
	18 (3rd)	Andrea Bargnani	at Phoenix	January 24, 2012
Field Goals	13	DeMar DeRozan	vs. San Antonio	February 15, 2012
	13	Jose Calderon	vs. L.A. Lakers	February 12, 2012
Field Goals Attempted	26	Andrea Bargnani	at Utah (2OT)	January 25, 2012
	25	DeMar DeRozan	vs. Chicago	March 21, 2012
	25	Andrea Bargnani	vs. Minnesota	January 9, 2012
3-Point FGM	6	Jerryd Bayless	at Washington (OT)	February 6, 2012
	5	Alan Anderson	vs. New Jersey	April 26, 2012
	5	Gary Forbes	vs. New Jersey	April 26, 2012
	5	Jerryd Bayless	at Charlotte	March 17, 2012
	5	Linas Kleiza	at New Orleans	February 29, 2012
	5	DeMar DeRozan	vs. Cleveland	January 4, 2012
3-Point FGA	10	Jerryd Bayless	at Washington (OT)	February 6, 2012
	9	Alan Anderson	vs. New Jersey	April 26, 2012
	9	Gary Forbes	vs. New Jersey	April 26, 2012
FTM	13	DeMar DeRozan	vs. Boston	April 13, 2012
FTA	16	DeMar DeRozan	at New Jersey	January 29, 2012
Rebounds	19	Solomon Alabi	vs. New Jersey	April 26, 2012
Offensive Rebounds	9	Amir Johnson	at Washington (OT)	February 6, 2012
	8	Amir Johnson	vs. Minnesota	January 9, 2012
Defensive Rebounds	14	Solomon Alabi	vs. New Jersey	April 26, 2012
Assists	17	Jose Calderon	vs. Washington	February 3, 2012
Steals	6	James Johnson	vs. Indiana	December 28, 2011
Blocked Shots	6	James Johnson	at Utah (2OT)	January 25, 2012
	5	Amir Johnson	at New Orleans	February 29, 2012
	5	Amir Johnson	vs. New York	February 14, 2012
Turnovers	7	Andrea Bargnani	at Charlotte	March 17, 2012

## OPPONENT INDIVIDUAL HIGHS

CATEGORY	NO.	NAME	OPPONENT	DATE
Points, Game	36	Dwight Howard	vs. Orlando	March 5, 2012
Points, Half	24 (2nd)	Greg Monroe	vs. Detroit	February 22, 2012
	24 (1st)	Joe Johnson	vs. Atlanta	January 31, 2012
Points, Quarter	19 (4th)	Mo Williams	at L.A. Clippers	January 22, 2012
Field Goals	16	Dwight Howard	vs. Orlando	March 5, 2012
Field Goals Attempted	31	Carmelo Anthony	at New York	January 2, 2012
3-Point FGM	8	Ryan Anderson	vs. Orlando	March 26, 2012
3-Point FGA	13	Ryan Anderson	vs. Orlando	March 26, 2012
FTM	14	Corey Maggette	at Charlotte	March 17, 2012
	14	Tyreke Evans	vs. Sacramento	January 11, 2012
FTA	16	Greg Monroe	vs. Detroit	February 22, 2012
Rebounds	23	LaMarcus Aldridge	vs. Portland	January 20, 2012
Offensive Rebounds	9	LaMarcus Aldridge	vs. Portland	January 20, 2012
	9	Kris Humphries	vs. New Jersey	January 6, 2012
Defensive Rebounds	14	Kris Humphries	at New Jersey	March 14, 2012
	14	LaMarcus Aldridge	vs. Portland	January 20, 2012
	14	DeMarcus Cousins	vs. Sacramento	January 11, 2012
Assists	14	Tony Parker	vs. San Antonio	February 15, 2012
	14	Steve Nash	at Phoenix	January 24, 2012
	14	Chauncey Billups	at L.A. Clippers	January 22, 2012
Steals	5	George Hill	vs. Indiana	January 13, 2012
	5	Jan Vesely	at Washington	January 10, 2012
Blocked Shots	7	Bismack Biyombo	vs. Charlotte	February 17, 2012
Turnovers	8	Jeremy Lin	vs. New York	February 14, 2012

# PLAYER SEASON HIGHS

PLAYER	MINUTES	FIELD GOALS	FREE THROWS	OFFENSIVE	DEFENSIVE	TOTAL	ASSISTS	STEALS	TURNOVERS	BLOCKS	POINTS
SOLOMON ALABI	40C APR. 26 vs N.J.	4C APR. 16 vs Atl.	5C APR. 26 vs N.J.	5C APR. 26 vs N.J.	14C APR. 26 vs N.J.	19C APR. 26 vs N.J.	1T(3) APR. 16 vs Atl	1 (2) APR. 22 at Det.	2C(2) APR. 18 at Mia.	3C APR. 26 vs N.J.	11C APR. 26 vs N.J.
ALAN ANDERSON	45 (2) APR. 26 vs N.J.	7 APR. 18 at Mia.	5T APR. 23 at Milw.	2 MAR. 30 vs Mia.	4 (2) APR. 16 vs Atl.	4 (4) APR. 26 vs N.J.	4T(2) APR. 26 vs N.J.	2 APR. 23 at Milw.	4 APR. 23 at Milw.	1T(3) APR. 16 vs Atl.	20 APR. 26 vs N.J.
LEANDRO BARBOSA	34 JAN. 14 at Chi.	11 JAN. 11 vs Sac.	9 JAN. 9 vs Minn.	3 JAN. 13 vs Ind.	4 (3) MAR. 7 vs Hou.	6 JAN. 14 at Chi.	6 FEB. 1 at Bos.	3 (2) FEB. 3 vs Wash.	4 (3) JAN. 10 at Wash.	2T FEB. 3 vs Wash.	24 JAN. 11 vs Sac.
ANDREA BARGNANI	45 JAN. 9 vs Minn.	11 (4) APR. 3 vs Cha.	12 JAN. 24 at Phoe.	3 JAN. 7 at Phil.	9 JAN. 11 vs Sac.	11 JAN. 7 at Phil.	6 MAR. 21 vs Chi.	3 APR. 1 vs Wash.	7C MAR. 17 at Cha.	2 (2) JAN. 6 vs N.J.	36 JAN. 24 at Phoe.
JERRYD BAYLESS	44C MAR. 16 at Mem.	10T MAR. 17 at Cha.	7 (2) MAR. 16 at Mem.	1 (8) MAR. 26 vs OrL.	6 JAN. 29 at N.J.	6 (3) MAR. 16 at Mem.	10 MAR. 14 at N.J.	4T MAR. 17 at Cha.	5 FEB. 28 at Hou.	1T(4) MAR. 16 at Mem.	30 FEB. 6 at Wash.
RASUAL BUTLER	37 JAN. 2 at N.Y.	5 (2) FEB. 15 vs S.A.	3 JAN. 1 at OrL.	1 (6) FEB. 8 vs Milw.	9T JAN. 2 at N.Y.	10 JAN. 2 at N.Y.	3 FEB. 15 vs S.A.	1 (7) FEB. 10 vs Bos.	2 (3) FEB. 15 vs S.A.	2 JAN. 9 vs Minn.	13 JAN. 2 at N.Y.
JOSE CALDERON	45 MAR. 24 at Chi.	13C FEB. 12 vs LA-L	4 (3) MAR. 24 at Chi.	2 (3) MAR. 24 at Chi.	8T FEB. 22 vs Det.	8 (2) FEB. 22 vs Det.	17 FEB. 3 vs Wash.	3 (3) APR. 3 vs Cha.	6 MAR. 24 at Chi.	1 (3) MAR. 20 at N.Y.	30C FEB. 12 vs LA-L
ANTHONY CARTER	22 FEB. 15 vs S.A.	3 (2) FEB. 15 vs S.A.	3 (2) FEB. 15 vs S.A.	1 (5) FEB. 15 vs S.A.	4 (3) FEB. 15 vs S.A.	5 (2) FEB. 15 vs S.A.	6 (2) FEB. 15 vs S.A.	2 (2) FEB. 28 at Hou.	2 (3) FEB. 10 vs Bos.	2 JAN. 10 at Wash.	10 FEB. 15 vs S.A.
ED DAVIS	43C APR. 26 vs N.J.	10T APR. 26 vs N.J.	5 JAN. 22 at LA-C	6 JAN. 31 vs Atl.	12C FEB. 28 at Hou.	15T FEB. 28 at Hou.	5C APR. 11 vs Phil.	3T(3) FEB. 8 vs Milw.	3 (6) APR. 26 vs N.J.	4 JAN. 16 at Atl.	24C APR. 26 vs N.J.
JUSTIN DENTMON	22C APR. 15 at Atl.	3C APR. 15 at Atl.	3C APR. 15 at Atl.	0	3C(2) APR. 15 at Atl.	3C(2) APR. 15 at Atl.	4C APR. 15 at Atl.	1T APR. 15 at Atl.	3C APR. 15 at Atl.	0	10C APR. 15 at Atl.
DEMAR DEROZAN	46 (2) MAR. 16 at Mem.	13T FEB. 15 vs S.A.	13T APR. 13 vs Bos.	6C JAN. 22 at LA-C	7 JAN. 25 at Utah	8 (2) JAN. 25 at Utah	7C FEB. 12 vs LA-L	3 (2) JAN. 22 at LA-C	6C FEB. 14 vs N.Y.	2T(4) MAR. 2 vs Mem.	30 MAR. 23 vs N.Y.
GARY FORBES	47C MAR. 24 at Chi.	8T(2) APR. 26 vs N.J.	7C(2) MAR. 16 at Mem.	5T MAR. 24 at Chi.	8T MAR. 24 at Chi.	13C MAR. 24 at Chi.	5C(3) APR. 23 at Milw.	3 MAR. 21 vs Chi.	5C APR. 22 at Det.	1T(4) APR. 9 at Ind.	23C APR. 26 vs N.J.
AARON GRAY	31 MAR. 2 vs Mem.	5 FEB. 22 vs Det.	4 MAR. 26 vs OrL.	4 (5) APR. 3 vs Cha.	9 MAR. 5 vs OrL.	12 FEB. 22 vs Det.	3 (2) MAR. 13 at Clev.	3T FEB. 12 vs LA-L	3 MAR. 2 vs Mem.	2 (4) APR. 9 at Ind.	12 FEB. 22 vs Det.
AMIR JOHNSON	40 APR. 13 vs Bos.	8 FEB. 3 vs Wash.	5 JAN. 9 vs Minn.	9T FEB. 6 at Wash.	13C MAR. 4 vs G.S.	15 FEB. 17 vs Cha.	4 (2) MAR. 17 at Cha.	2 (6) APR. 6 vs Clev.	4 (2) MAR. 13 at Clev.	5 (2) FEB. 29 at N.O.	19 JAN. 9 vs Minn.
JAMES JOHNSON	47C MAR. 24 at Chi.	10C(2) APR. 23 at Milw.	5 (2) MAR. 24 at Chi.	4T MAR. 4 vs G.S.	10C APR. 23 at Milw.	13C APR. 23 at Milw.	7T MAR. 5 vs OrL.	6C DEC. 28 vs Ind.	6C MAR. 24 at Chi.	6C JAN. 25 at Utah	23C JAN. 20 vs Port.
LINAS KLEIZA	38 FEB. 14 vs N.Y.	11 FEB. 6 at Wash.	10 APR. 9 at Ind.	4 FEB. 14 vs N.Y.	8 JAN. 24 at Phoe.	11 FEB. 14 vs N.Y.	4T JAN. 27 at Den.	2 (3) APR. 15 at Atl.	5T APR. 23 at Milw.	1 (4) APR. 9 at Ind.	30 FEB. 6 at Wash.
JAMAAL MAGLOIRE	21 JAN. 13 vs Ind.	3 JAN. 1 at OrL.	1 (7) MAR. 26 vs OrL.	3 FEB. 3 vs Wash.	9 JAN. 2 at N.Y.	10 JAN. 2 at N.Y.	1 (6) MAR. 7 vs Hou.	1 (4) MAR. 10 at Det.	3 (2) MAR. 16 at Mem.	2 FEB. 3 vs Wash.	7 JAN. 1 at OrL.
BEN UZOHO	46C APR. 26 vs N.J.	6T APR. 26 vs N.J.	4 APR. 23 at Milw.	4C(2) APR. 26 vs N.J.	7C APR. 26 vs N.J.	11C APR. 26 vs N.J.	12C APR. 26 vs N.J.	4C APR. 26 vs N.J.	4C APR. 22 at Det.	1 (3) APR. 26 vs N.J.	12 APR. 26 vs N.J.
RAPTORS High Games	290 JAN. 25 at Utah	47 FEB. 15 vs S.A.	29 MAR. 16 at Mem.	23 FEB. 3 vs Wash.	43 APR. 26 vs N.J.	61 FEB. 3 vs Wash.	35 DEC. 26 at Clev.	15 JAN. 22 at LA-C	24 MAR. 17 at Cha.	11 (2) MAR. 24 at Chi.	116 MAR. 7 vs Hou.
RAPTORS Low Games	240 (62) APR. 26 vs N.J.	25 (2) APR. 13 vs Bos.	1 JAN. 14 at Chi.	4 (3) MAR. 20 at N.Y.	21 (2) APR. 18 at Miami	30 (2) MAR. 30 vs Miami	12 (2) APR. 18 at Miami	0 APR. 11 vs Phil.	9 (2) APR. 11 vs Phil.	0 APR. 4 at Phil.	62 JAN. 7 at Phil.
OPPONENTS High Games	290 JAN. 25 at Utah	44 (2) MAR. 30 vs Miami	37 MAR. 7 vs Hou.	21 MAR. 24 at Chi.	40 (4) FEB. 1 at Bos.	55 JAN. 20 vs Port.	30 FEB. 1 at Bos.	14 JAN. 22 at LA-C	22 (2) MAR. 23 vs N.Y.	13 FEB. 3 vs Wash.	117 MAR. 26 vs OrL.
OPPONENTS Low Games	240 (62) APR. 26 vs N.J.	24 JAN. 4 vs Clev.	7 (2) APR. 4 at Phil.	4 (2) APR. 11 vs Phil.	19 MAR. 30 vs Miami	28 MAR. 17 at Cha.	13 (3) FEB. 3 vs Wash.	2 (3) APR. 1 vs Wash.	5 (2) APR. 11 vs Phil.	0 JAN. 6 vs N.J.	67 APR. 26 vs N.J.



BROWN

7

# FRANCHISE HISTORY







**2010-11 TORONTO RAPTORS: Front Row (L-R):** Jerry Bayless, Jose Calderon, P.J. Carlesimo, Scott Roth, Jay Triano, Alex English, Alvin Williams, Eric Hughes, Linas Kleiza, DeMar DeRozan. **Middle Row (L-R):** Leandro Barbosa, Amir Johnson, Reggie Evans, Ray Chow, Kevin DiPietro, Francesco Cuzzolin, John Altiaia, Jon Goodwillie, Paul Elliott, Scott McCullough, Jon Lee, Roy Mullin, Solomon Abasi, Alexis Ajinca, Joey Dorsey. **Back Row (L-R):** James Johnson, Ed Davis, Andrea Bargnani, Julian Wright, Sonny Weems. Absent: Micah Nori and Bob Peterson.

### 2010-11 SEASON NOTES:

- Toronto players missed 243 games due to injury or illness. The team also used 25 different starting lineups.
- The Raptors travelled to London, England and faced New Jersey in the first regular season game played in Europe on March 4.
- Toronto scored a franchise-record 136 points in triple overtime March 5 vs. New Jersey at the O2 Arena in London, England.
- Guard DeMar DeRozan became the fourth Raptor in team history to start all 82 games.
- Forward Andrea Bargnani led the team in scoring with 21.4 points and became the third player in team history to reach 500 career three-pointers.
- Toronto had a streak of 986 consecutive games with a three-pointer made end January 24 vs. Memphis.

PLAYER	G-GS	MIN	FG-FGA	PCT	3FG-FGA	PCT	FT-FTA	PCT	OFF	DEF	TOT	AST	PF-DQ	STL	TOT	BLK	PTS	AVG
Bargnani	66-66	2353	525-1173	.448	77-223	.345	287-350	.820	74	269	343	119	160-0	34	152	46	1414	21.4
DeRozan	82-82	2851	539-1154	.467	5-52	.096	327-402	.813	75	240	315	148	217-0	85	144	31	1410	17.2
Barbosa	58-0	1395	294-653	.450	72-213	.338	109-137	.796	14	85	99	119	112-0	50	84	6	769	13.3
Kleiza	39-23	1032	178-406	.438	39-131	.298	41-65	.631	37	140	177	40	99-9	19	65	7	436	11.2
Jack	13-13	347	48-122	.393	4-24	.167	40-46	.870	6	36	42	59	25-0	14	34	0	140	10.8
Stojakovic	2-0	22	7-10	.700	4-6	.667	2-2	1.000	0	3	3	1	0-0	0	2	0	20	10.0
Calderon	68-55	2102	262-596	.440	57-156	.365	88-103	.854	30	172	202	605	143-0	81	148	7	669	9.8
A. Johnson	72-54	1853	281-495	.568	0-1	.000	126-160	.788	189	272	461	81	263-4	53	69	88	688	9.6
Weems	59-28	1413	228-513	.444	17-61	.279	72-94	.766	39	114	153	104	87-0	34	86	2	545	9.2
Bayless (TOT)	71-14	1495	218-517	.422	49-146	.336	166-206	.806	26	139	165	266	149-1	38	127	5	651	9.2
Bayless (TOR)	60-14	1347	201-468	.429	46-132	.348	153-189	.810	24	126	150	238	133-1	36	110	4	601	10.0
Davis	65-17	1602	215-373	.576	0-0	---	71-128	.555	168	294	462	40	183-0	39	48	67	501	7.7
J. Johnson (TOT)	38-25	821	108-237	.456	8-34	.235	47-71	.662	37	105	142	89	95-1	33	64	37	271	7.1
J. Johnson (TOR)	25-25	699	91-196	.464	6-25	.240	41-58	.707	31	87	118	75	70-0	25	46	28	229	9.2
Gainey	6-0	90	15-35	.429	3-15	.200	2-6	.333	2	6	8	11	10-0	4	8	1	35	5.8
Andersen	11-0	150	23-47	.489	3-10	.300	7-7	1.000	8	26	34	7	11-0	3	8	3	56	5.1
Evans	30-18	798	42-103	.408	0-1	.000	48-88	.545	119	226	345	38	80-0	29	39	6	132	4.4
Ajinca (TOT)	34-2	340	59-133	.444	12-34	.353	13-18	.722	17	61	78	10	73-0	11	18	19	143	4.2
Ajinca (TOR)	24-0	265	47-101	.465	9-27	.333	11-15	.733	12	49	61	8	60-0	8	17	14	114	4.8
T. Johnson	7-0	81	10-30	.333	1-3	.333	7-8	.875	2	5	7	11	11-0	1	5	1	28	4.0
Wright	52-6	766	82-160	.513	2-10	.200	22-43	.512	47	71	118	58	45-0	39	43	20	188	3.6
Dorsey	43-9	522	52-99	.525	0-0	---	31-65	.477	79	111	190	27	78-1	24	39	17	135	3.1
Banks	3-0	22	0-2	.000	0-0	---	6-8	.750	0	1	1	3	4-0	1	2	0	6	2.0
Dupree	3-0	13	1-4	.250	0-1	.000	0-0	---	0	3	3	1	2-0	0	0	0	2	0.7
Alabi	12-0	59	3-15	.200	0-0	---	0-2	.000	7	7	14	2	5-0	2	3	2	6	0.5
<b>RAPTORS</b>	<b>82</b>	<b>19780</b>	<b>3144-6755</b>	<b>.465</b>	<b>345-1091</b>	<b>.316</b>	<b>1491-1976</b>	<b>.755</b>	<b>963</b>	<b>2343</b>	<b>3306</b>	<b>1795</b>	<b>1807-9</b>	<b>581</b>	<b>1206</b>	<b>350</b>	<b>8124</b>	<b>99.1</b>
<b>OPPONENTS</b>	<b>82</b>	<b>19780</b>	<b>3213-6668</b>	<b>.482</b>	<b>541-1438</b>	<b>.376</b>	<b>1672-2175</b>	<b>.769</b>	<b>912</b>	<b>2457</b>	<b>3369</b>	<b>1854</b>	<b>1620-9</b>	<b>625</b>	<b>1141</b>	<b>456</b>	<b>8639</b>	<b>105.4</b>

PLAYER	SINGLE-GAME HIGHS								AVERAGE PER GAME								CAREER HIGHS (C=SET, T=TIED)							
	MIN	REB	AST	ST	TOT	BLK	PTS	MIN	REB	AST	STL	TOT	BLK	PTS	FG	FGA	FT	FTA	REB	AST	PTS			
Bargnani	52	12	6	3	5	3	41	35.7	5.2	1.8	0.52	2.3	0.70	21.4	16C	28C	15C	18C	17	7	41C			
DeRozan	54	10	5	4	5	2	37	34.8	3.8	1.8	1.04	1.8	0.38	17.2	13C	27C	13C	14C	10C	5C	37C			
Barbosa	34	6	7	3	5	1	29	24.1	1.7	2.1	0.86	1.4	0.10	13.3	16	26	11	12	10	12	41			
Kleiza	45	12	4	3	5	1	26	26.5	4.5	1.0	0.49	1.7	0.18	11.2	13	21	13	15	12C	4T	41			
Jack	38	5	8	3	6	0	24	26.7	3.2	4.5	1.08	2.6	0.00	10.8	13	22	13	16	9	12	33			
Stojakovic	16	2	1	0	2	0	15	11.0	1.5	0.5	0.00	1.0	0.00	10.0	16	29	14	16	17	7	42			
Calderon	42	9	19	4	8	1	22	30.9	3.0	8.9	1.19	2.2	0.10	9.8	12	21	9	9	9	19T	27			
A. Johnson	42	16	6	3	6	7	24	25.7	6.4	1.1	0.74	1.0	0.22	9.6	10T	14T	9C	9C	16C	6C	26			
Weems	43	7	6	3	5	1	25	23.9	2.6	1.8	0.58	1.5	0.03	9.2	10C	22	9C	10C	11	6C	25C			
Bayless (TOT)	43	8	11	4	6	1	31	21.1	2.3	3.7	0.54	1.8	0.07	9.2	10T	24	11T	12T	8C	11C	31T			
Bayless (TOR)	43	8	11	4	6	1	31	22.5	2.5	4.0	0.60	1.8	0.07	10.0	10C	24	11C	12C	8C	11C	31T			
Davis	40	15	3	3	4	5	22	24.6	7.1	0.6	0.60	0.7	1.03	7.7	10C	14C	8C	12C	15C	3C	22C			
J. Johnson (TOT)	42	10	7	3	5	3	18	21.6	3.7	2.3	0.87	1.7	0.97	7.1	8	13C	8	8	10C	7C	20			
J. Johnson (TOR)	42	10	7	3	5	3	18	28.0	4.7	3.0	1.00	1.8	1.12	9.2	8	13C	8	8	10C	7C	20			
Gainey	24	3	6	2	2	1	10	15.0	1.3	1.8	0.67	1.3	0.17	5.8	6	13	5	7	6	8	18			
Andersen	16	5	3	1	3	1	9	13.6	3.1	0.6	0.27	0.7	0.27	5.1	9	16	3	5	11	3T	19			
Evans	35	22	4	3	3	1	15	26.6	11.5	1.3	0.97	1.3	0.20	4.4	8	13	8	14	22C	4T	22			
Ajinca (TOT)	24	9	3	2	3	2	11	10.0	2.3	0.3	0.32	0.5	0.56	4.2	5	10C	5C	6C	9C	3C	12			
Ajinca (TOR)	24	9	3	2	3	2	11	11.0	2.5	0.3	0.33	0.7	0.58	4.8	5	10C	5C	6C	9C	3C	12			
T. Johnson	22	3	6	1	2	1	10	11.6	1.0	1.6	0.14	0.7	0.14	4.0	3C	8C	4T	4T	3C	6C	10C			
Wright	41	10	5	4	3	2	15	14.7	2.3	1.1	0.75	0.8	0.38	3.6	8	14	7	8T	14	5C	20			
Dorsey	37	20	3	4	4	3	13	12.1	4.4	0.6	0.56	0.9	0.40	3.1	5C	12C	4C	8C	20C	3C	13C			
Banks	16	1	2	1	2	0	4	7.3	0.3	1.0	0.33	0.7	0.00	2.0	12	19	12	14	7	10	28			
Dupree	11	3	1	0	0	0	2	4.3	1.0	0.3	0.00	0.0	0.00	0.7	8	15	5	6	10	4	20			
Alabi	13	3	1	2	1	2	7	4.9	1.2	0.2	0.17	0.3	0.17	0.5	1C	4C	0C	2C	3C	1C	2C			
<b>RAPTORS</b>	<b>315</b>	<b>54</b>	<b>35</b>	<b>13</b>	<b>25</b>	<b>11</b>	<b>136</b>	<b>241.2</b>	<b>40.3</b>	<b>21.9</b>	<b>7.09</b>	<b>14.7</b>	<b>4.27</b>	<b>99.1</b>	<b>52</b>	<b>113</b>	<b>41</b>	<b>49</b>	<b>65</b>	<b>39</b>	<b>136C</b>			
<b>OPPONENTS</b>	<b>315</b>	<b>62</b>	<b>34</b>	<b>15</b>	<b>25</b>	<b>14</b>	<b>138</b>	<b>241.2</b>	<b>41.1</b>	<b>22.6</b>	<b>7.82</b>	<b>13.9</b>	<b>5.56</b>	<b>105.4</b>	<b>61</b>	<b>109</b>	<b>46</b>	<b>60</b>	<b>68</b>	<b>44</b>	<b>152</b>			



NO.	DATE	OPPONENT	TOR/OPP	HOME	ROAD	TOTAL	SK	HIGH SCORING	HIGH REBOUNDS	HIGH ASSISTS	OPPONENT PTS	ATTENDANCE
1.	Oct. 27	NEW YORK	L 93-98	0-1	0-0	0-1	L1	Bargnani-22	Evans-16	Calderon-7	Chandler-22	18,722
2.	Oct. 29	CLEVELAND	W 101-81	1-1	0-0	1-1	W1	Bargnani-20	Evans-19	Calderon-7	Jamison-13	15,711
3.	Nov. 1	@Sacramento	L 108-111	1-1	0-1	1-2	L1	Bargnani-28	Evans-19	Calderon/Jack-5	Evans-23	17,317
4.	Nov. 3	@Utah	L 108-125	1-1	0-2	1-3	L2	Bargnani-26	Bargnani-9	Jack-4	Jefferson-27	17,802
5.	Nov. 5	@L.A. Lakers	L 103-108	1-1	0-3	1-4	L3	Barbosa-17	A. Johnson-15	Calderon-8	Casol-30	18,997
6.	Nov. 6	@Portland	L 84-97	1-1	0-4	1-5	L4	Jack-16	Evans-9	Calderon-4	Roy-26	20,363
7.	Nov. 8	GOLDEN STATE	L 102-109	1-2	0-4	1-6	L5	Jack-24	Kleiza-7	Jack-8	Curry-34	14,127
8.	Nov. 10	CHARLOTTE	L 96-101	1-3	0-4	1-7	L6	Bargnani-25	Evans-10	Calderon-9	Jackson-20	14,309
9.	Nov. 12	@Orlando	W 110-106	1-3	1-4	2-7	W1	Bargnani-27	Evans-12	Calderon-7	Howard-25	18,846
10.	Nov. 13	@Miami	L 100-109	1-3	1-5	2-8	L1	Bargnani-22	Dorsey-11	Weems-5	Wade-31	19,600
11.	Nov. 16	@Washington	L 94-109	1-3	1-6	2-9	L2	Weems-16	Evans-9	Jack-5	Blatche-22	11,513
12.	Nov. 17	@Philadelphia	W 94-86	1-3	2-6	3-9	W1	Bargnani-30	Evans-14	Calderon-8	Brand-27	12,164
13.	Nov. 19	HOUSTON	W 106-96	2-3	2-6	4-9	W2	Bargnani-26	Evans-9	Jack-8	Martin-31	16,322
14.	Nov. 21	BOSTON	W 102-101	3-3	2-6	5-9	W3	Bargnani-29	Evans-16	Barbosa-5	Morhammed-22	17,707
15.	Nov. 24	PHILADELPHIA	W 106-90	4-3	2-6	6-9	W4	Bargnani-24	Evans-22	Calderon-9	Iguodala-17	15,012
16.	Nov. 26	@Boston	L 101-110	4-3	2-7	6-10	L1	Kleiza-18	Bargnani-8	Calderon-15	Garnett-26	18,624
17.	Nov. 28	ATLANTA	L 78-96	4-4	2-7	6-11	L2	Bargnani-14	Bargnani-7	Calderon-5	Williams-17	17,302
18.	Dec. 1	WASHINGTON	W 127-108	5-4	2-7	7-11	W1	DeRozan-20	Bargnani/Dorsey-8	Calderon-8	McGee-21	15,209
19.	Dec. 3	OKLAHOMA CITY	W 111-99	6-4	2-7	8-11	W2	Bargnani-26	Bargnani-12	Calderon-15	Harden/Westbrook-20	16,774
20.	Dec. 5	NEW YORK	L 99-116	6-5	2-7	8-12	L1	Bayless-23	A. Johnson-16	Calderon/Bayless-6	Stoudemire-31	16,691
21.	Dec. 6	@Indiana	L 100-124	6-5	2-8	8-13	L2	Calderon-21	A. Johnson-9	Calderon-4	Rush-26	11,930
22.	Dec. 8	@New York	L 110-113	6-5	2-9	8-14	L3	Bargnani-41	Bargnani/Kleiza-7	Calderon-7	Stoudemire-34	19,763
23.	Dec. 10	DENVER	L 116-123	6-6	2-9	8-15	L4	Kleiza-12	Bayless-5	Calderon-7	Hammington-31	14,714
24.	Dec. 11	Detroit	W 120-116	6-6	3-9	9-15	W1	Bayless-31	Tied with-5	Bayless/Barbosa-7	Stuckey/Wallace-23	13,343
25.	Dec. 14	@Charlotte	L 91-97	6-6	3-10	9-16	L1	Bayless-17	A. Johnson-12	Bayless-9	Mohammed-18	12,482
26.	Dec. 15	CHICAGO	L 93-110	6-7	3-10	9-17	L2	Barbosa-21	Dorsey-13	Weems-5	Bozer-34	17,750
27.	Dec. 17	NEW JERSEY	W 98-92	7-7	3-10	10-17	W1	Bargnani-32	Kleiza-12	Calderon-14	Lopez-20	14,623
28.	Dec. 19	L.A. LAKERS	L 110-120	7-8	3-10	10-18	L1	Kleiza-26	Kleiza-10	Calderon-12	Bryant-20	19,935
29.	Dec. 22	DETROIT	L 93-115	7-9	3-10	10-19	L2	Barbosa-21	Wright-6	Calderon-13	R. Hamilton-35	15,303
30.	Dec. 27	@Memphis	L 85-96	7-9	3-11	10-20	L3	Kleiza-22	Dorsey-13	Calderon-9	Randolph-21	14,971
31.	Dec. 28	@Dallas	W 84-76	7-9	4-11	11-20	W1	Davis-17	Davis-12	Bayless-8	Terry-18	20,027
32.	Dec. 31	@Houston	L 105-114	7-9	4-12	11-21	L1	DeRozan-37	Kleiza-12	Calderon-11	Budinger-22	18,121
33.	Jan. 2	BOSTON	L 79-93	7-10	4-12	11-22	L2	DeRozan-27	Dorsey-13	Calderon-10	Pierce-30	19,986
34.	Jan. 4	@Chicago	L 91-111	7-10	4-13	11-23	L3	Bargnani-23	Bayless-8	Calderon-7	Deng-24	21,290
35.	Jan. 5	@Cleveland	W 120-105	7-10	5-13	12-23	W1	Bargnani-25	Wright-9	Calderon-17	Jamison-32	20,562
36.	Jan. 7	@Boston	L 102-122	7-10	5-14	12-24	L1	DeRozan-20	Dorsey/Kleiza-6	Calderon-9	Pierce-20	18,624
37.	Jan. 9	SACRAMENTO	W 118-112	8-10	5-14	13-24	W1	Bargnani-30	A. Johnson-9	Calderon-9	Udri-25	17,206
38.	Jan. 12	ATLANTA	L 101-104	8-11	5-14	13-25	L1	Bargnani/Barbosa-26	A. Johnson-7	Calderon-9	Ja. Crawford-36	14,186
39.	Jan. 14	DETROIT	L 95-101	8-12	5-14	13-26	L2	Bargnani-31	A. Johnson-10	Calderon-13	McGrady-22	16,924
40.	Jan. 15	@Washington	L 95-98	8-12	5-15	13-27	L3	Bargnani-25	A. Johnson-10	Calderon-15	Young-29	14,652
41.	Jan. 17	@New Orleans	L 81-85	8-12	5-16	13-28	L4	DeRozan-23	Davis-12	Calderon-13	West-23	15,155
42.	Jan. 19	@San Antonio	L 95-104	8-12	5-17	13-29	L5	DeRozan-28	Davis-11	Calderon-8	Ginobili-23	18,581
43.	Jan. 21	@Orlando	L 72-112	8-12	5-18	13-30	L6	DeRozan-16	Wright-10	Calderon-5	Howard-31	19,047
44.	Jan. 22	@Miami	L 103-120	8-12	5-19	13-31	L7	DeRozan-30	Davis-10	Calderon-13	James-38	20,025
45.	Jan. 24	MEMPHIS	L 98-100	8-13	5-19	13-32	L8	Bargnani-29	DeRozan/Wright-9	Bayless-11	Gay-21	14,127
46.	Jan. 26	PHILADELPHIA	L 94-107	8-14	5-19	13-33	L9	DeRozan-29	A. Johnson-6	Calderon-13	Speights-23	14,552
47.	Jan. 28	MILWAUKEE	L 110-116(OT)	8-15	5-19	13-34	L10	A. Johnson-24	A. Johnson-12	Calderon-10	Magette-29	15,159
48.	Jan. 29	@Minnesota	L 87-103	8-15	5-20	13-35	L11	Bargnani/Davis-15	Davis-11	Calderon-7	Johnson-6	14,991
49.	Jan. 31	@Indiana	L 93-104	8-15	5-21	13-36	L12	A. Johnson-18	A. Johnson-8	Calderon-7	Hibbert-24	10,258
50.	Feb. 2	@Atlanta	L 87-100	8-15	5-22	13-37	L13	A. Johnson-20	A. Johnson-14	Calderon-10	Johnson-37	14,025
51.	Feb. 4	MINNESOTA	W 111-100	9-15	5-22	14-37	W1	Bargnani-30	A. Johnson-12	Calderon-19	Love-20	14,389
52.	Feb. 8	@Milwaukee	L 74-92	9-15	5-23	14-38	L1	Bargnani-23	A. Johnson-11	Calderon-7	Salmons-17	11,975
53.	Feb. 9	SAN ANTONIO	L 100-111	9-16	5-23	14-39	L2	Bargnani-29	A. Johnson-13	Calderon-11	Blair-28	15,867
54.	Feb. 11	PORTLAND	L 96-102	9-17	5-23	14-40	L3	Bargnani-29	Davis-13	Calderon-10	Aldridge-37	15,625
55.	Feb. 13	L.A. CLIPPERS	W 98-93	10-17	5-23	15-40	W1	Bargnani-27	Davis-14	Calderon-11	Griffin-21	19,800
56.	Feb. 16	MIAMI	L 95-103	10-18	5-23	15-41	L1	Bargnani-38	Davis-13	Calderon-14	Wade-28	20,156
57.	Feb. 22	@Charlotte	L 101-114	10-18	5-24	15-42	L2	Weems-19	Bargnani-8	Calderon-11	Augustin-23	12,976
58.	Feb. 23	CHICAGO	W 118-113	11-18	5-24	16-42	W1	Bargnani/Davis-24	Bargnani-8	Calderon-17	Rose-32	18,105
59.	Feb. 25	PHOENIX	L 92-110	11-19	5-24	16-43	L1	Bargnani-26	Bayless/Davis-5	Calderon-7	Gortat/Carter-17	19,004
60.	Feb. 27	DALLAS	L 96-114	11-20	5-24	16-44	L2	A. Johnson-21	Calderon-8	Calderon-8	Nowitzki-31	16,827
61.	Mar. 1	NEW ORLEANS	W 96-90	12-20	5-24	17-44	W1	Calderon-22	A. Johnson-10	Calderon-16	West-19	14,704
62.	Mar. 4	@New Jersey	L 103-116	12-20	5-25	17-45	L1	DeRozan-30	Davis-8	Calderon-12	Lopez-25	18,689
63.	Mar. 5	@New Jersey	L 136-137(OT)	12-20	5-26	17-46	L2	Bargnani-35	Davis-15	Calderon-9	Lopez-34	18,689
64.	Mar. 9	UTAH	L 94-96	12-21	5-26	17-47	L3	DeRozan-17	Evans-11	Calderon-6	Jefferson-34	14,425
65.	Mar. 11	INDIANA	W 108-98	13-21	5-26	18-47	W1	Barbosa-29	Evans-16	Calderon-8	Granger-25	14,726
66.	Mar. 13	CHARLOTTE	L 90-95	13-22	5-26	18-48	L1	Bargnani-17	Evans-17	Calderon-7	Augustin-23	16,557
67.	Mar. 16	@Detroit	L 93-107	13-22	5-27	18-49	L2	Bargnani-20	Evans-8	Calderon-6	R. Hamilton-24	15,166
68.	Mar. 18	WASHINGTON	W 116-107	14-22	5-27	19-49	W1	Bargnani-33	Evans-15	Calderon-6	Booker-26	18,017
69.	Mar. 20	@Oklahoma City	W 95-93	14-22	6-27	20-49	W2	Bargnani-23	Evans-9	Calderon-9	Harden-23	18,203
70.	Mar. 21	@Denver	L 90-123	14-22	6-28	20-50	L1	Bargnani-20	Evans/Jinca-9	Bayless-9	Lawson-23	16,258
71.	Mar. 23	@Phoenix	L 106-114	14-22	6-29	20-51	L2	Bargnani-27	Davis-9	Calderon-13	Brooks-25	17,865
72.	Mar. 25	@Golden State	L 100-138	14-22	6-30	20-52	L3	DeRozan/Barbosa-19	Davis-11	Calderon/Bargnani-5	Ellis-27	17,504
73.	Mar. 26	@L.A. Clippers	L 90-94	14-22	6-31	20-53	L4	Davis-21	Davis-11	Calderon-8	Griffin-22	19,060
74.	Mar. 30	MILWAUKEE	L 98-104	14-23	6-31	20-54	L5	Bargnani-22	J. Johnson-10	Calderon-8	Jennings-26	15,906
75.	Apr. 2	@Chicago	L 106-113	14-23	6-32	20-55	L6	Bayless/DeRozan-26	Davis-11	Bayless-8	Rose-36	22,228
76.	Apr. 3	ORLANDO	W 102-98	15-23	6-32	21-55	W1	DeRozan-24	Davis-17	Bayless-8	Howard-31	19,800
77.	Apr. 5	@New York	L 118-131	15-23	6-33	21-56	L1	DeRozan-26	Davis-13	Bayless-5	Douglas-28	19,763
78.	Apr. 6	CLEVELAND	L 96-104	15-24	6-33	21-57	L2	Bayless-28	Evans-13	Calderon-9	Hickson-28	14,886
79.	Apr. 8	@Philadelphia	L 93-98	15-24	6-34	21-58	L3	DeRozan-27	Evans-15	Bayless-8	Brand-22	16,362
80.	Apr. 10	NEW JERSEY	W 99-92	16-24	6-34	22-58	W1	Bayless-19	Evans-15	J. Johnson-6	Lopez-35	17,755
81.	Apr. 11	@Milwaukee	L 86-93	16-24	6-35	22-59	L1	Bayless-20	Dorsey-20	Bayless-5	Salmons-24	13,279
82.	Apr. 13	MIAMI	L 79-97	16-25	6-35	22-60	L2	Bayless-21	Davis-8	J. Johnson-6	House-35	20,108



**FRONT ROW (L-R):** Rory Mullin, Bob Peterson, Masi Ujiri, Marc Eversley, Maurizio Gherardini, Wayne Embry, Bryan Colangelo, Jay Triano, Alex English, Marc Iavaroni, Micah Nori, Alvin Williams, Eric Hughes, Scott McCullough, Willis Richardson. **BACK ROW (L-R):** Paul Elliott, Jarrett Jack, Antoine Wright, Marco Belinelli, Hedo Turkoglu, Patrick O'Bryant, Andrea Bargnani, Chris Bosh, Rasho Nesterovic, Amir Johnson, Reggie Evans, Sonny Weems, DeMar DeRozan, Jose Calderon, Marcus Banks, Kevin DiPietro, Francesco Cuzzolin.

## 2009-10 SEASON NOTES:

- Toronto set a franchise record by scoring 8,534 total points and averaging 104.1 points per game (first among Eastern Conference teams). The Raptors also set a franchise record with a .483 field goal shooting percentage.
- Forward Chris Bosh became the team's all-time leading scorer January 3, 2010 vs. San Antonio passing Vince Carter's mark of 9,420 points. Bosh would finish the season with 10,275 career points.
- Forward Chris Bosh was named NBA Player of the Week twice - January 25-31 and March 29-April 4.
- Guard DeMar DeRozan finished second at the Sprite Slam Dunk during All-Star Saturday Night. DeRozan earned a spot in the Sprite Slam Dunk by defeating L.A. Clippers guard Eric Gordon in the NBA Dunk-In during halftime of the T-Mobile Rookie Challenge.
- Forward Chris Bosh was named to the Eastern Conference All-Star team for the fifth time in his career, tying him with Vince Carter for the most All-Star selections in team history.
- Toronto defeated the reigning NBA Champion Los Angeles Lakers 106-105 on January 24, 2010 at Air Canada Centre.
- The Raptors posted a 22-12 record between December 1 and February 15.

PLAYER	G-GS	MIN	FG-FGA	PCT	3FG-FGA	PCT	FT-FTA	PCT	OFF	DEF	TOT	AST	PF-DQ	STL	TO	BLK	PTS	AVG
Bosh	70-70	2526	600-1158	.518	8-22	.364	470-590	.797	205	554	759	166	170-1	43	169	68	1678	24.0
Bargnani	80-80	2799	537-1143	.470	121-325	.372	181-234	.774	105	388	493	93	215-3	25	120	111	1376	17.2
Jack	82-43	2243	323-671	.481	82-199	.412	203-241	.842	30	192	222	413	151-0	60	163	6	931	11.4
Turkoglu	74-69	2272	276-674	.409	108-289	.374	175-226	.774	42	301	343	304	220-3	55	125	32	835	11.3
Calderon	68-39	1817	274-568	.482	68-171	.398	83-104	.798	23	119	142	404	135-1	47	99	7	699	10.3
DeRozan	77-65	1664	255-512	.498	4-16	.250	148-194	.763	66	157	223	53	176-0	43	62	18	662	8.6
Weems	69-19	1368	236-458	.515	2-15	.133	44-64	.688	42	150	192	101	126-1	39	65	25	518	7.5
Belinelli	66-1	1121	154-379	.406	60-158	.380	101-121	.835	14	81	95	89	80-1	42	60	5	469	7.1
Wright	67-10	1392	162-399	.406	58-173	.335	53-77	.688	38	152	190	71	134-0	30	58	11	435	6.5
Johnson	82-5	1453	208-334	.623	0-4	.000	95-149	.638	154	241	395	48	255-1	44	63	66	511	6.2
Banks	22-0	244	39-73	.534	7-24	.292	24-29	.828	3	20	23	26	30-0	12	20	2	109	5.0
Nesterovic	42-8	413	81-149	.544	0-0	—	1-5	.200	37	52	89	25	54-0	10	16	17	163	3.9
Evans	28-1	311	34-69	.493	0-0	—	27-60	.450	30	75	105	8	44-0	14	22	4	95	3.4
Mensah-Bonsu (TOT)	20-0	120	13-33	.394	0-0	—	13-24	.542	16	19	35	3	20-0	4	10	9	39	2.0
Mensah-Bonsu (TOR)	16-0	107	12-29	.414	0-0	—	10-18	.556	15	16	31	2	17-0	3	10	8	34	2.1
O'Bryant	11-0	51	8-15	.533	0-1	.000	3-6	.500	2	9	11	1	12-0	2	5	4	19	1.7
<b>RAPTORS</b>	<b>82</b>	<b>19780</b>	<b>3199-6631</b>	<b>.482</b>	<b>518-1397</b>	<b>.371</b>	<b>1618-2118</b>	<b>.764</b>	<b>806</b>	<b>2507</b>	<b>3313</b>	<b>1804</b>	<b>1819-11</b>	<b>469</b>	<b>1100</b>	<b>384</b>	<b>8534</b>	<b>104.1</b>
<b>OPPONENTS</b>	<b>82</b>	<b>19780</b>	<b>3194-6824</b>	<b>.468</b>	<b>609-1665</b>	<b>.366</b>	<b>1683-2146</b>	<b>.784</b>	<b>933</b>	<b>2453</b>	<b>3386</b>	<b>1889</b>	<b>1730-12</b>	<b>580</b>	<b>1040</b>	<b>360</b>	<b>8680</b>	<b>105.9</b>

PLAYER	SINGLE-GAME HIGHS								AVERAGE PER GAME								CAREER HIGHS (C=SET, T=TIED)							
	MIN	REB	AST	ST	TO	BL	PTS	MIN	REB	AST	STL	TO	BLK	PTS	FG	FGA	FT	FTA	REB	AST	PTS			
Bosh	46	18	7	5	6	4	44	36.1	10.8	2.4	0.61	2.4	0.97	24.0	167	31	22	24	22	9	44C			
Bargnani	45	17	5	2	5	5	34	35.0	6.2	1.2	0.31	1.5	1.39	17.2	14C	25	9	12	17C	7	34C			
Jack	40	8	12	4	5	1	27	27.4	2.7	5.0	0.73	2.0	0.07	11.4	13	22	13	16	9	12C	33			
Turkoglu	43	19	11	3	7	1	26	30.7	4.6	4.1	0.74	1.7	0.43	11.3	13	23	14	16	19C	13	39			
Calderon	37	6	12	3	6	1	24	26.7	2.1	5.9	0.69	1.5	0.10	10.3	12	21	9	9	9	19	27			
DeRozan	38	9	3	2	4	2	24	21.6	2.9	0.7	0.56	0.8	0.23	8.6	9C	12C	11C	14C	9C	3C	24C			
Weems	40	11	5	3	4	2	21	19.8	2.8	1.5	0.57	0.9	0.36	7.5	9C	22C	5C	6T	11C	5C	21C			
Belinelli	33	5	4	3	4	1	21	17.0	1.4	1.3	0.64	0.9	0.08	7.1	11	21	8C	10C	7	6	27			
Wright	38	8	4	3	4	2	19	20.8	2.8	1.1	0.45	0.9	0.16	6.5	10	18	6	8	11	6	24			
Johnson	40	13	4	2	4	4	26	17.7	4.8	0.6	0.54	0.8	0.80	6.2	10T	14	6T	8C	14	4	26C			
Banks	24	6	4	4	4	1	15	11.1	1.0	1.2	0.55	0.9	0.09	5.0	12	19	12	14	7	10	28C			
Nesterovic	26	7	4	2	2	2	16	9.8	2.1	0.6	0.24	0.4	0.40	3.9	12	23	6	9	15	8	24			
Evans	25	9	2	3	2	1	13	11.1	3.8	0.3	0.50	0.8	0.14	3.4	8	13	8	14	21	4	22			
Mensah-Bonsu (TOT)	13	6	1	1	2	2	7	6.0	1.8	0.2	0.20	0.5	0.45	2.0	5	11	11	13	12	1T	21			
Mensah-Bonsu (TOR)	13	6	1	1	2	2	7	6.7	1.9	0.1	0.19	0.6	0.50	2.1										
O'Bryant	9	3	1	1	2	4	4	4.6	1.0	0.1	0.18	0.5	0.36	1.7	8	11	5	6	7	4	16			
<b>RAPTORS</b>	<b>265</b>	<b>58</b>	<b>37</b>	<b>12</b>	<b>25</b>	<b>10</b>	<b>131</b>	<b>241.2</b>	<b>40.4</b>	<b>22.0</b>	<b>5.72</b>	<b>13.4</b>	<b>4.68</b>	<b>104.1</b>	<b>52C</b>	<b>113</b>	<b>41</b>	<b>49</b>	<b>65</b>	<b>39</b>	<b>134</b>			
<b>OPPONENTS</b>	<b>265</b>	<b>53</b>	<b>38</b>	<b>15</b>	<b>23</b>	<b>16</b>	<b>146</b>	<b>241.2</b>	<b>41.3</b>	<b>23.0</b>	<b>7.07</b>	<b>12.7</b>	<b>4.39</b>	<b>105.9</b>	<b>61</b>	<b>109</b>	<b>46</b>	<b>60</b>	<b>68</b>	<b>44</b>	<b>152</b>			

# 2009-10 SEASON

NO.	DATE	OPPONENT	TOR/OPP	HOME	ROAD	TOTAL	SK	HIGH SCORING	HIGH REBOUNDS	HIGH ASSISTS	OPPONENT PTS	ATTENDANCE
1.	Oct. 28	CLEVELAND	W101-91	1-0	0-0	1-0	W1	Bargnani-28	Bosh-16	Calderon-11	James-23	20,152
2.	Oct. 30	@Memphis	L107-115	1-0	0-1	1-1	L1	Bosh-37	Bosh-12	Jack-5	Randolph-30	10,563
3.	Nov. 1	ORLANDO	L116-125	1-1	0-1	1-2	L2	Bosh-35	Bosh-16	Nelson-6	Nelson-30	18,147
4.	Nov. 4	DETROIT	W110-99	2-1	0-1	2-2	W1	Bosh-25	Bargnani-12	Jack/Turkoglu-6	Gordon-30	17,915
5.	Nov. 6	@New Orleans	W107-90	2-1	1-1	3-2	W2	Bosh-27	Bargnani-9	Calderon-8	Paul-21	15,010
6.	Nov. 7	@Dallas	L101-129	2-1	1-2	3-3	L1	Bosh-26	Bosh-12	Calderon-7	Nowitzki-29	19,977
7.	Nov. 9	@San Antonio	L124-131	2-1	1-3	3-4	L2	Bosh-32	Bosh-10	Calderon-9	Ginobili-36	17,714
8.	Nov. 11	CHICAGO	W99-89	3-1	1-3	4-4	W1	Bosh-28	Bosh-11	Calderon-6	Deng/Gibson-18	16,310
9.	Nov. 13	@L.A. Clippers	W104-89	3-1	2-3	5-4	W2	Bosh-21	Bosh-14	Calderon-9	Kaman-25	15,615
10.	Nov. 15	@Phoenix	L100-101	3-1	2-4	5-5	L1	Bosh-25	Bosh-10	Calderon-7	Stoudemire-30	16,605
11.	Nov. 17	@Denver	L112-130	3-1	2-5	5-6	L2	DeRozan-17	Bosh-14	Calderon-7	Anthony-32	16,446
12.	Nov. 18	@Utah	L91-104	3-1	2-6	5-7	L3	Bosh-32	Bosh-17	Boozer-22	Boozer-22	17,879
13.	Nov. 20	MIAMI	W120-113	4-1	2-6	6-7	W1	Bosh-29	Bosh-12	Calderon-10	Chalmers/Wade-30	19,800
14.	Nov. 22	ORLANDO	L96-104	4-2	2-6	6-8	L1	Bosh-22	Bargnani-9	Jack-11	Carter-24	17,233
15.	Nov. 24	INDIANA	W123-112	5-2	2-6	7-8	W1	Calderon-21	Bosh-12	Calderon/Turkoglu-7	Granger-36	17,136
16.	Nov. 25	@Charlotte	L81-116	5-2	2-7	7-9	L1	Bosh-18	Bosh-14	Calderon-8	Wallace-31	13,689
17.	Nov. 27	@Boston	L103-116	5-2	2-8	7-10	L2	Bosh/Turkoglu-20	Bosh-13	Jack-5	R. Allen-20	18,624
18.	Nov. 29	PHOENIX	L94-113	5-3	2-8	7-11	L3	Bosh-30	Bosh-17	Calderon-7	Richardson-22	17,721
19.	Dec. 1	WASHINGTON	L102-106	5-4	2-8	7-12	L4	Bosh-22	Bosh-14	Turkoglu-6	Jamison-30	15,776
20.	Dec. 2	@Atlanta	L115-146	5-4	2-9	7-13	L5	DeRozan-21	Johnson-7	Jack-8	Horford-24	12,272
21.	Dec. 4	@Washington	W109-107(OT)	5-4	3-9	8-13	W1	Bosh-31	Bosh-16	Calderon-9	Arenas-34	20,173
22.	Dec. 5	@Chicago	W110-78	5-4	4-9	9-13	W2	Bosh-25	Bosh-12	Jack-9	Pargo/Salmons-13	20,481
23.	Dec. 8	MINNESOTA	W94-88	6-4	4-9	10-13	W3	Bosh-21	Bosh-15	Jack-8	Leve-18	15,167
24.	Dec. 9	@Milwaukee	L95-117	6-4	4-10	10-14	L1	Bosh-26	Bosh-10	Jack-7	Jennings-22	12,637
25.	Dec. 11	ATLANTA	L89-111	6-5	4-10	10-15	L2	Bargnani-17	Bosh-10	Turkoglu-8	Johnson-20	17,032
26.	Dec. 13	HOUSTON	W101-88	7-5	4-10	11-15	W1	Bosh-27	Jack-8	Jack-8	Landry-25	17,111
27.	Dec. 15	@Miami	L95-115	7-5	4-11	11-16	L1	Bosh-28	DeRozan/Bargnani-7	Bosh/Turkoglu-4	Beasley-28	15,106
28.	Dec. 16	@Orlando	L99-118	7-5	4-12	11-17	L2	Bosh-20	Bosh-6	Jack-5	Lewis-21	17,461
29.	Dec. 18	NEW JERSEY	W118-95	8-5	4-12	12-17	W1	Johnson-18	Bosh-8	Jack-9	Douglas-Roberts-16	15,901
30.	Dec. 20	NEW ORLEANS	W98-92	9-5	4-12	13-17	W2	Bosh-25	Johnson-12	Jack/Turkoglu-7	West-21	15,790
31.	Dec. 23	@Detroit	W94-64	9-5	5-12	14-17	W3	Bargnani-21	Bosh-9	Turkoglu-11	Bryant-12	19,396
32.	Dec. 27	DETROIT	W102-95	10-5	5-12	15-17	W4	Bosh-25	Bosh-16	Turkoglu-6	Dymund/Hamilton-15	19,800
33.	Dec. 30	CHARLOTTE	W107-103	11-5	5-12	16-17	W5	Bosh-33	Bosh-13	Jack-6	Jackson-30	18,979
34.	Jan. 2	@Boston	L96-103	11-5	5-13	16-18	L1	Bosh-25	Bosh-9	Jack/Turkoglu-7	R. Allen-23	18,624
35.	Jan. 3	SAN ANTONIO	W91-86	12-5	5-13	17-18	W1	Bosh-22	Bosh-15	Jack-8	Parker-23	18,323
36.	Jan. 6	@Orlando	W108-103	12-5	6-13	18-18	W2	Bosh/Bargnani-18	Bosh-12	Calderon-8	Lewis-24	17,461
37.	Jan. 8	@Philadelphia	W108-106	12-5	7-13	19-18	W3	Bosh-29	Bosh-9	Bosh-6	Williams-23	15,264
38.	Jan. 10	BOSTON	L107-114	12-6	7-13	19-19	L1	Bosh-31	Bosh-13	Turkoglu-9	Wallace-29	19,800
39.	Jan. 11	@Indiana	L101-105	12-6	7-14	19-20	L2	Bosh-27	Bargnani-12	Calderon-6	Granger-23	11,039
40.	Jan. 15	@New York	W112-104	12-6	8-14	20-20	W1	Bargnani-24	Bargnani-17	Calderon-6	Harrington-31	19,763
41.	Jan. 17	DALLAS	W110-88	13-6	8-14	21-20	W2	Bosh-23	Bosh-13	Calderon/Jack-7	Nowitzki-19	19,004
42.	Jan. 19	@Cleveland	L100-108	13-6	8-15	21-21	L1	Bosh-21	Bosh-10	Calderon-6	James-28	20,562
43.	Jan. 20	@Milwaukee	L107-113	13-6	8-16	21-22	L2	Bosh-44	Bosh-12	Calderon/Jack-5	Bogut-27	12,724
44.	Jan. 22	MILWAUKEE	W101-96	14-6	8-16	22-22	W1	Jack-27	Wright-8	Turkoglu-5	Ridnour-27	17,819
45.	Jan. 24	L.A. LAKERS	W106-105	15-6	8-16	23-22	W2	Bargnani-22	Bosh-13	Turkoglu/Calderon-5	Bryant-27	20,111
46.	Jan. 27	MIAMI	W111-103	16-6	8-16	24-22	W3	Bargnani-27	Bosh-18	Calderon-7	Wade-35	18,265
47.	Jan. 28	@New York	W106-104	16-6	9-16	25-22	W4	Bosh-27	Bosh-15	Calderon-7	Lee-29	18,828
48.	Jan. 31	INDIANA	W117-102	17-6	9-16	26-22	W5	Bosh-26	Bosh-15	Calderon/Bosh-7	Head-15	16,715
49.	Feb. 2	@Indiana	L115-130	17-6	9-17	26-23	L1	Bosh-35	Bosh-15	Calderon-8	Granger-23	11,191
50.	Feb. 3	NEW JERSEY	W108-99	18-6	9-17	27-23	W1	Bosh/Bargnani-20	Weems-11	Jack-9	Harris/W-15	15,222
51.	Feb. 7	SACRAMENTO	W115-104	19-6	9-17	28-23	W2	Bosh-36	Bosh-11	Jack-9	Martin-21	18,007
52.	Feb. 10	PHILADELPHIA	W104-93	20-6	9-17	29-23	W3	Bosh-23	Bosh-12	Jack-8	Williams-26	16,651
53.	Feb. 17	MEMPHIS	L102-109(OT)	20-7	9-17	29-24	L1	Bosh-32	Bosh/Bargnani-10	Calderon-9	Gay-29	16,829
54.	Feb. 19	@New Jersey	W106-89	20-7	10-17	30-24	W1	Jack-18	Nestorovic-7	Jack-10	Lopez-22	11,994
55.	Feb. 20	WASHINGTON	W109-104	21-7	10-17	31-24	W2	Jack-23	Evans-7	Jack-10	Blatche-24	19,149
56.	Feb. 24	PORTLAND	L87-101	21-8	10-17	31-25	L1	Turkoglu-24	Evans/Johnson-8	Jack-8	Roy-20	16,161
57.	Feb. 26	CLEVELAND	L118-126(OT)	21-9	10-17	31-26	L2	Jack/Bargnani-24	DeRozan/Evans-5	Calderon-8	James-36	20,107
58.	Feb. 28	@Oklahoma City	L99-119	21-9	10-18	31-27	L3	Bargnani/Weems-14	Bosh-18	Calderon-7	Durant-29	18,203
59.	Mar. 1	@Houston	L92-116	21-9	10-19	31-28	L4	Banks-15	Nestorovic-7	Jack-6	Brooks/Martin-28	13,943
60.	Mar. 5	NEW YORK	W102-96	22-9	10-19	32-28	W1	Weems-20	Weems/Turkoglu-9	Calderon-6	Lee-23	18,889
61.	Mar. 7	PHILADELPHIA	L101-114	22-10	10-19	32-29	L1	Jack-20	Bosh-12	Jack-9	Young-32	18,736
62.	Mar. 9	@L.A. Lakers	L107-109	22-10	10-20	32-30	L2	Bosh-22	Bargnani-8	Jack-7	Bryant-32	18,997
63.	Mar. 10	@Sacramento	L90-113	22-10	10-21	32-31	L3	Bargnani-20	Turkoglu-7	Bosh/Jack/Turkoglu-3	Udrih-24	13,412
64.	Mar. 13	@Golden State	L112-124	22-10	10-22	32-32	L4	Calderon/Bosh-24	Bosh-11	Calderon-12	Curry-35	17,655
65.	Mar. 14	@Portland	L98-109	22-10	10-23	32-33	L5	Bosh-28	Bosh-7	Calderon-7	Batum/Aldridge-22	20,639
66.	Mar. 17	ATLANTA	W106-105	23-10	10-23	33-33	W1	Bargnani-22	Bargnani-11	Calderon-6	Crawford-33	18,441
67.	Mar. 19	OKLAHOMA CITY	L89-115	23-11	10-23	33-34	L1	Bosh-22	Bosh-10	Jack-7	Durant-31	19,351
68.	Mar. 20	@New Jersey	W100-90	23-11	11-23	34-34	W1	Bosh-36	Bosh/Jack-8	Calderon-8	Harris-22	11,048
69.	Mar. 22	@Minnesota	W106-100	23-11	12-23	35-34	W2	Bosh-21	Bosh-10	Jack-8	Jefferson-22	14,554
70.	Mar. 24	UTAH	L87-113	23-12	12-23	35-35	L1	Bosh-20	Evans-9	Calderon/Bosh-3	Boozer/Williams-18	16,178
71.	Mar. 26	DENVER	L96-97	23-13	12-23	35-36	L2	Bosh-18	Bargnani-15	Calderon-6	Anthony-25	19,800
72.	Mar. 28	@Miami	L94-97	23-13	12-24	35-37	L3	Bosh-19	Bosh-6	Calderon-7	Wade-32	19,600
73.	Mar. 29	@Charlotte	W103-101	23-13	13-24	36-37	W1	Bosh-22	Bosh-11	Calderon-7	Felton/Jackson-18	14,534
74.	Mar. 31	L.A. CLIPPERS	W114-92	24-13	13-24	37-37	W2	Bosh-34	Bosh-11	Jack-10	Kaman-22	16,106
75.	Apr. 3	@Philadelphia	W128-123(OT)	24-13	14-24	38-37	W3	Bosh-28	Bosh-12	Calderon-10	Iguodala-33	13,430
76.	Apr. 4	GOLDEN STATE	L112-113	24-14	14-24	38-38	L1	Bosh-42	Bosh-13	Jack-6	Maggette-31	17,509
77.	Apr. 6	@Cleveland	L101-113	24-14	14-25	38-39	L2	Jack-23	Johnson-10	Jack-10	Jamison-20	20,562
78.	Apr. 7	BOSTON	L104-115	24-15	14-25	38-40	L3	Weems-21	Wright-7	Calderon-9	Rondo-21	18,793
79.	Apr. 9	@Atlanta	L101-107	24-15	14-26	38-41	L4	Johnson/Weems-18	Johnson-13	Calderon-10	Crawford-25	19,382
80.	Apr. 11	CHICAGO	L88-104	24-16	14-26	38-42	L5	Bargnani/Weems-18	Turkoglu-19	Turkoglu-9	Rose-26	19,515
81.	Apr. 12	@Detroit	W111-97	24-16	15-26	39-42	W1	Bargnani-33	Turkoglu-8	Jack-12	Gordon-24	22,076
82.	Apr. 14	NEW YORK	W131-113	25-16	15-26	40-42	W2	DeRozan-24	DeRozan-9	Jack-12	Walker-28	18,333



**FRONT ROW (L-R):** Keith D'Amelio, Paul Elliott, Masai Ujiri, Marc Eversley, Maurizio Gherardini, Wayne Embry, Bryan Colangelo, Jay Triano, Alex English, Mike Evans, Gord Herbert, Eric Hughes, Micah Nori, Scott McCullough, Willis Richardson. **BACK ROW (L-R):** Rory Mullin, Ray Chow, Roko Ukic, Jason Kapono, Anthony Parker, Joey Graham, Patrick O'Byant, Andrea Bargnani, Chris Bosh, Jake Voskuhl, Nathan Jawai, Kris Humphries, Shawn Marion, Pops Mensah-Bonsu, Marcus Banks, Jose Calderon, Kevin DiPietro, Casey Whalen.

## 2008-09 SEASON NOTES:

- Toronto set a franchise record and ranked first in the NBA with an .824 free throw shooting percentage (1,534-for-1,861).
- Forward Chris Bosh named Eastern Conference Player of the Week (Oct. 28-Nov. 2).
- Jay Triano was named interim head coach Dec. 3.
- Forward Chris Bosh was named as a reserve for the Eastern Conference All-Star team, but did not play due to a sprained knee.
- Guard Jose Calderon became the team's all-time career leader with 1,792 assists March 13, vs. Detroit.

PLAYER	G-6S	MIN	FG-FGA	PCT	3FG-FGA	PCT	FT-FTA	PCT	OFF	DEF	TOT	AST	PF-DQ	STL	TO	BLK	PTS	AVG
Bosh	77-77	2928	615-1263	.487	12-49	.245	504-617	.817	215	556	771	191	189-0	67	174	77	1746	22.7
Bargnani	78-59	2453	431-958	.450	119-291	.409	221-266	.831	70	346	416	94	242-2	34	135	97	1202	15.4
O'Neal	41-34	1216	220-465	.473	0-1	.000	115-142	.810	71	217	288	67	130-18	18	92	82	555	13.5
Marion (TOT)	69-68	2471	382-788	.485	10-53	.189	117-147	.796	180	409	589	139	132-1	88	105	66	891	12.9
Marion (TOR)	27-27	954	167-342	.488	2-13	.154	50-62	.806	73	151	224	62	40-0	31	49	21	386	14.3
Calderon	68-68	2333	320-644	.497	82-202	.406	151-154	.981	16	178	194	607	114-0	74	143	7	873	12.8
Parker	80-71	2637	321-754	.426	94-241	.390	121-145	.834	45	272	317	269	145-0	100	114	15	857	10.7
Kapono	80-12	1831	261-604	.432	98-229	.428	34-42	.810	26	137	163	105	144-0	22	70	3	654	8.2
Graham	78-10	1541	231-480	.481	3-16	.188	132-160	.825	95	197	292	48	191-3	35	74	12	597	7.7
Moon	54-39	1379	150-317	.473	38-110	.345	55-65	.846	48	201	249	70	85-0	65	31	44	393	7.3
Mensah-Bonsu (TOT)	22-0	283	39-103	.379	0-2	.000	33-48	.688	55	58	113	6	43-0	9	19	5	111	5.0
Mensah-Bonsu (TOR)	19-0	263	34-96	.354	0-2	.000	28-41	.683	50	53	103	6	37-0	8	17	4	96	5.1
Solomon	39-9	544	79-181	.436	15-57	.263	20-24	.833	9	34	43	123	60-0	20	49	4	193	4.9
Douby (TOT)	27-0	301	42-110	.382	14-46	.304	17-19	.895	6	26	32	25	27-0	5	13	5	115	4.3
Douby (TOR)	7-0	73	12-22	.545	4-9	.444	3-4	.750	3	4	7	12	4-0	3	7	0	31	4.4
Ukic	72-0	890	123-324	.380	11-62	.177	44-60	.733	27	48	75	153	77-0	30	60	2	301	4.2
Humphries	29-0	265	38-90	.422	0-0	---	38-48	.792	24	46	70	10	31-0	8	8	6	114	3.9
O'Byant (TOT)	39-3	255	45-84	.536	0-2	.000	11-20	.550	13	53	66	11	61-1	6	22	19	101	2.6
O'Byant (TOR)	13-3	147	29-53	.547	0-2	.000	3-8	.375	6	26	32	3	32-1	3	5	11	61	4.7
Banks (TOT)	22-0	206	21-57	.368	3-19	.158	11-18	.611	1	17	18	28	26-0	11	14	2	56	2.5
Banks (TOR)	6-0	40	6-18	.333	1-5	.200	1-3	.333	1	2	3	6	5-0	1	3	0	14	2.3
Voskuhl	38-1	240	12-45	.267	0-0	---	11-14	.786	21	38	59	8	60-1	3	17	4	35	0.9
Adams	12-0	52	4-13	.308	0-0	---	3-6	.500	1	6	7	1	4-0	1	4	1	11	0.9
Jawai	6-0	19	1-4	.250	0-0	---	0-0	---	1	1	2	0	3-0	0	2	0	2	0.3
<b>RAPTORS</b>	<b>82</b>	<b>19805</b>	<b>3054-6673</b>	<b>.458</b>	<b>479-1289</b>	<b>.372</b>	<b>1534-1861</b>	<b>.824</b>	<b>802</b>	<b>2513</b>	<b>3315</b>	<b>1835</b>	<b>1593-6</b>	<b>523</b>	<b>1098</b>	<b>390</b>	<b>8121</b>	<b>99.0</b>
<b>OPPONENTS</b>	<b>82</b>	<b>19805</b>	<b>3172-6827</b>	<b>.465</b>	<b>629-1716</b>	<b>.367</b>	<b>1379-1759</b>	<b>.784</b>	<b>895</b>	<b>2539</b>	<b>3434</b>	<b>1887</b>	<b>1645-14</b>	<b>521</b>	<b>1093</b>	<b>386</b>	<b>8352</b>	<b>101.9</b>

### SINGLE-GAME HIGHS

### AVERAGE PER GAME

### CAREER HIGHS (C=SET, T=TIED)

PLAYER	SINGLE-GAME HIGHS								AVERAGE PER GAME								CAREER HIGHS (C=SET, T=TIED)							
	MIN	REB	AST	ST	TO	BL	PTS		MIN	REB	AST	STL	TO	BLK	PTS	FG	FGA	FT	FTA	REB	AST	PTS		
Bosh	47	19	7	7	7	3	42		38.0	10.0	2.5	0.87	2.3	1.00	22.7	16	31C	22	24	22	9	42T		
Bargnani	49	11	4	2	5	6	31		31.4	5.3	1.2	0.44	1.7	1.24	15.4	12	25	9C	12C	11T	7	31C		
O'Neal	43	18	5	3	6	9	36		29.7	7.0	1.6	0.44	2.2	2.00	13.5	18	30	19	25T	21	7	5C		
Marion (TOT)	44	16	6	6	5	4	34		35.8	8.5	2.0	1.28	1.5	0.96	12.9	16	30	11	13	24	8	44		
Marion (TOR)	44	15	6	3	4	3	34		35.3	8.3	2.3	1.15	1.8	0.78	14.3									
Calderon	44	7	19	4	6	2	26		34.3	2.9	8.9	1.09	2.1	0.10	12.8	12	21	9C	9C	9	19C	27		
Parker	44	9	9	4	6	2	26		33.0	4.0	3.4	1.25	1.4	0.19	10.7	13C	19	7C	8C	11	8	27		
Kapono	42	8	6	3	5	1	25		22.9	2.0	1.3	0.28	0.9	0.04	8.2	12	19	7	8	11	8	29		
Graham	38	12	4	2	4	3	24		19.8	3.7	0.6	0.45	0.9	0.15	7.7	11C	19C	10	11	12T	5	24C		
Moon	43	9	4	5	3	3	17		25.5	4.6	1.3	1.20	0.6	0.81	7.3	8	15	5C	6	15	6	17T		
Mensah-Bonsu (TOT)	28	12	1	4	2	2	21		12.9	5.1	0.3	0.41	0.9	0.23	5.0	5C	11C	11C	13C	12C	1C	21C		
Mensah-Bonsu (TOR)	28	12	1	4	2	2	21		13.8	5.4	0.3	0.42	0.9	0.21	5.1									
Solomon	36	5	11	3	7	1	15		13.9	1.1	3.2	0.51	1.3	0.10	4.9	8	17	5	9	6	11C	23		
Douby (TOT)	25	6	3	1	3	2	14		11.1	1.2	0.9	0.19	0.5	0.19	4.3	11	22	7	7	6T	3T	32		
Douby (TOR)	22	3	2	1	3	0	9		10.4	1.0	1.7	0.43	1.0	0.00	4.4									
Ukic	30	4	10	2	5	1	22		12.4	1.0	2.1	0.42	0.8	0.03	4.2	9C	13C	6C	8C	4C	10C	22T		
Humphries	21	9	3	3	2	2	14		9.1	2.4	0.3	0.28	0.3	0.21	3.9	8	12	7	8	18	4	17		
O'Byant (TOT)	27	7	2	2	3	3	16		6.5	1.7	0.3	0.15	0.6	0.49	2.6	8C	11C	5	6	7C	4	16C		
O'Byant (TOR)	27	7	1	2	1	3	16		11.3	2.5	0.2	0.23	0.4	0.85	4.7									
Banks (TOT)	27	4	5	4	2	2	11		9.4	0.8	1.3	0.50	0.6	0.09	2.5	12	19	12	14	7	10	28		
Banks (TOR)	12	1	2	1	1	0	6		6.7	0.5	1.0	0.17	0.5	0.00	2.3									
Voskuhl	18	8	2	1	2	1	4		6.3	1.6	0.2	0.08	0.4	0.11	0.9	6	9	13	8	11	16	4	20	
Adams	11	2	1	1	2	1	4		4.3	0.6	0.1	0.08	0.3	0.08	0.9	9	9	4	4T	8	3	16		
Jawai	5	1	0	0	1	0	2		3.2	0.3	0.0	0.03	0.00	0.3		1C	2C	0C	0C	1C	0C	2C		
<b>RAPTORS</b>	<b>265</b>	<b>57</b>	<b>36</b>	<b>14</b>	<b>24</b>	<b>10</b>	<b>134</b>		<b>241.5</b>	<b>40.4</b>	<b>22.4</b>	<b>6.38</b>	<b>13.4</b>	<b>4.76</b>	<b>99.0</b>	<b>51</b>	<b>113</b>	<b>41</b>	<b>49</b>	<b>65</b>	<b>39</b>	<b>134C</b>		
<b>OPPONENTS</b>	<b>265</b>	<b>57</b>	<b>37</b>	<b>13</b>	<b>25</b>	<b>12</b>	<b>133</b>		<b>241.5</b>	<b>41.9</b>	<b>23.0</b>	<b>6.35</b>	<b>13.3</b>	<b>4.71</b>	<b>101.9</b>	<b>61</b>	<b>109</b>	<b>46</b>	<b>60</b>	<b>68</b>	<b>44</b>	<b>152</b>		

# 2008-09 SEASON

NO.	DATE	OPPONENT	TOR/OPP	HOME	ROAD	TOTAL	SK	HIGH SCORING	HIGH REBOUNDS	HIGH ASSISTS	OPPONENT PTS	ATTENDANCE
1.	Oct 29	@Philadelphia	W 95-84	0-0	1-0	1-0	W1	Bosh-27	Bosh-11	Calderon-7	Williams-16	15,750
2.	Oct 31	GOLDEN STATE	W112-108(OT)	1-0	1-0	2-0	W2	Bosh-31	Bosh-9	Calderon-13	Harrington-26	19,800
3.	Nov 1	@Milwaukee	W 91-87	1-0	2-0	3-0	W3	Calderon-25	Bosh-10	Calderon-9	Redd-19	17,036
4.	Nov 5	DETROIT	L 93-100	1-1	2-0	3-1	L1	Bosh-26	Bosh-13	Calderon-8	Prince-27	18,602
5.	Nov 7	@Atlanta	L 92-110	1-1	2-1	3-2	L2	Bosh-26	Bosh-8	Calderon-12	Bibby-19	18,290
6.	Nov 9	@Charlotte	W 89-79	1-1	3-1	4-2	W1	Bosh-30	Bosh-15	Calderon-7	Augustin-14	12,111
7.	Nov 10	@Boston	L 87-94	1-1	3-2	4-3	L1	O'Neal-23	O'Neal-11	Calderon-10	Pierce-36	18,624
8.	Nov 12	PHILADELPHIA	L 96-106	1-2	3-2	4-4	L2	Bosh-30	Bosh-12	Calderon-6	Brand-25	18,093
9.	Nov 16	MIAMI	W107-96	2-2	3-2	5-4	W1	Bosh-27	O'Neal-18	Bosh-11	Wade-29	19,800
10.	Nov 18	@Orlando	L 90-103	2-2	3-3	5-5	L1	Bosh-40	Bosh-18	Solomon-11	Lewis/Nelson/Turkoglu-22	16,353
11.	Nov 19	@Miami	W101-95	2-2	4-3	6-5	W1	Bargnani-25	O'Neal-17	Calderon-7	Wade-40	15,014
12.	Nov 21	NEW JERSEY	L127-129(OT)	2-3	4-3	6-6	L1	Bosh-42	Bargnani-10	Calderon-15	Carter-39	19,800
13.	Nov 23	BOSTON	L103-118	2-4	4-3	6-7	L2	Bosh-24	Bargnani-7	Calderon-9	R. Allen-21	19,800
14.	Nov 26	CHARLOTTE	W 93-86	3-4	4-3	7-7	W1	Bosh-39	Bosh-11	Calderon-9	Wallace-23	17,414
15.	Nov 28	ATLANTA	W 93-88	4-4	4-3	8-7	W2	Bosh-30	Bosh-10	Calderon-12	Bibby-24	19,200
16.	Nov 30	@L.A. Lakers	L 99-112	4-4	4-4	8-8	L1	Parker-19	Bargnani-11	Calderon-12	Gasol-24	18,997
17.	Dec 2	@Denver	L 93-132	4-4	4-5	8-9	L2	Bosh-24	Bosh-12	Calderon-7	Billups-24	14,243
18.	Dec 5	@Utah	L 87-114	4-4	4-6	8-10	L3	Bosh-18	Bosh-11	Calderon-8	Okur-21	19,911
19.	Dec 7	PORTLAND	L 97-98	4-5	4-6	8-11	L4	O'Neal-24	O'Neal-8	Calderon-13	Aldridge-20	17,671
20.	Dec 9	@Cleveland	L 94-114	4-5	4-7	8-12	L5	Graham-17	Bosh-11	O'Neal-4	James-31	20,049
21.	Dec 10	INDIANA	W101-88	5-5	4-7	9-12	W1	Kapono-25	Bosh-10	Calderon-14	Granger-27	17,877
22.	Dec 12	@New Jersey	W101-79	5-5	5-7	10-12	W2	Bosh-18	Moon-9	Uick-5	Harris/W-14	13,926
23.	Dec 14	NEW ORLEANS	L 91-99	5-6	5-7	10-13	L1	Bosh-25	Bosh/Moon-8	Calderon-7	West-29	18,537
24.	Dec 15	NEW JERSEY	L 87-94	5-7	5-7	10-14	L2	Bosh/Kapono-17	Moon/Bosh-9	Calderon-8	Nowitzki-21	18,561
25.	Dec 17	DALLAS	L 86-96	5-8	5-7	10-15	L3	O'Neal-19	Bosh/Moon-9	Calderon-10	Anderson/Jerry-27	18,832
26.	Dec 19	@Oklahoma City	L 83-91	5-8	5-8	10-16	L4	Bosh-22	Bosh-16	Calderon-8	Durant-26	18,806
27.	Dec 20	@San Antonio	L 97-107	5-8	5-9	10-17	L5	O'Neal-24	Bosh/O'Neal-10	Calderon/Bosh-4	Parker-24	17,227
28.	Dec 22	@L.A. Clippers	W 97-75	5-8	6-9	11-17	W1	Bosh-31	O'Neal-9	Calderon-9	Randolph/Gordon-19	16,094
29.	Dec 26	@Sacramento	W107-101	5-8	7-9	12-17	W2	O'Neal-36	O'Neal-9	Calderon-6	Miller/Salmons-20	12,059
30.	Dec 27	@Portland	L 89-102	5-8	7-10	12-18	L1	Bosh-29	Bosh-9	Calderon-8	Roy-32	20,588
31.	Dec 29	@Golden State	L111-117	5-8	7-11	12-19	L2	Bosh-30	Bosh-14	Calderon-16	Jackson-30	19,596
32.	Dec 31	DENVER	L107-114	5-9	7-11	12-20	L3	Bargnani-26	Bosh-11	Calderon-11	Nene-21	18,879
33.	Jan 2	HOUSTON	W 94-73	6-9	7-11	13-20	W1	Bosh/Bargnani-19	Parker/Voskuhl-8	Solomon-7	Water-18	19,800
34.	Jan 4	ORLANDO	W108-102	7-9	7-11	14-20	W2	Parker-26	Bosh-11	Uick-7	Howard-39	19,322
35.	Jan 5	@Milwaukee	L 97-107	7-9	7-12	14-21	L1	Bosh-31	Bosh-11	Solomon-11	Redd-35	12,599
36.	Jan 7	@Washington	W 99-93	7-9	8-12	15-21	W1	Bargnani-25	Bosh/Graham-8	Bosh-6	Jamison-32	13,864
37.	Jan 9	MEMPHIS	W103-82	8-9	8-12	16-21	W2	Bosh-32	Bosh-10	Solomon-9	Gay-22	18,486
38.	Jan 11	BOSTON	L 88-94	8-10	8-12	16-22	L1	Bargnani-17	Bosh-11	Tied with-3	R. Allen-26	19,800
39.	Jan 12	@Boston	L109-115(OT)	8-10	8-13	16-23	L2	Bargnani-23	Bosh-11	Solomon-5	Pierce-39	18,624
40.	Jan 14	CHICAGO	L 98-102	8-11	8-13	16-24	L3	Bargnani-31	Bargnani-10	Solomon-7	Rose-25	18,494
41.	Jan 16	@Indiana	L104-111	8-11	8-14	16-25	L4	Bosh-25	Bosh-16	Parker-5	Granger-23	13,234
42.	Jan 18	PHOENIX	L113-117	8-12	8-14	16-26	L5	Parker-26	Bosh-12	Parker-5	Stoudemire-31	19,800
43.	Jan 19	@Atlanta	L 84-87	8-12	8-15	16-27	L6	Bosh-22	Bosh-14	Parker-9	Johnson-28	17,199
44.	Jan 21	@Detroit	L 76-95	8-12	8-16	16-28	L7	Bosh-19	Moon-7	Parker-8	Prince-25	22,076
45.	Jan 23	@Chicago	W114-94	8-12	9-16	17-28	W1	Calderon-23	Bosh-6	Calderon-10	Gordon-19	20,886
46.	Jan 25	SACRAMENTO	W113-97	9-12	9-16	18-28	W2	Bosh-31	O'Neal-10	Calderon-8	Salmons-21	18,127
47.	Jan 28	@New Jersey	W107-106	9-12	10-16	19-28	W3	Parker-21	Parker-7	Calderon-11	Carter-27	10,138
48.	Jan 30	MILWAUKEE	L 85-96	9-13	10-16	19-29	L1	Bosh-18	Bosh-9	Calderon-11	Willanueva-26	18,791
49.	Feb 1	ORLANDO	L 90-113	9-14	10-16	19-30	L2	Calderon-16	Graham-12	Calderon/Solomon-5	Hivard-29	19,800
50.	Feb 3	@Cleveland	L 83-101	9-14	10-17	19-31	L3	Bosh-29	Bargnani-10	Parker-8	James-33	20,562
51.	Feb 4	L.A. LAKERS	L107-115	9-15	10-17	19-32	L4	Graham-24	O'Neal-9	Bargnani/Parker-9	Bryant-36	19,800
52.	Feb 6	@New Orleans	L 92-101	9-15	10-18	19-33	L5	O'Neal-24	Moon-7	Calderon-9	Stojakovic-28	17,319
53.	Feb 7	@Memphis	L 70-78	9-15	10-19	19-34	L6	Calderon-18	Bargnani/Moon-9	Calderon-5	Warrick/Mayo-16	11,498
54.	Feb 10	@Minnesota	W110-102	9-15	11-19	20-34	W1	Graham-24	Moon-9	Calderon-9	Foye-33	12,722
55.	Feb 11	SAN ANTONIO	W 91-89	10-15	11-19	21-34	W2	Bargnani-23	O'Neal-10	Parker-4	Gibbins-32	18,909
56.	Feb 18	CLEVELAND	L 76-93	10-16	11-19	21-35	L1	Graham-15	Parker-7	Marion-6	Irving-25	19,800
57.	Feb 20	@New York	L 97-127	10-16	11-20	21-36	L2	Graham-19	Marion-12	Calderon-10	Chandler-32	19,763
58.	Feb 22	NEW YORK	W111-100	11-16	11-20	22-36	W1	Bargnani-28	Marion-15	Calderon-11	Harrington-21	19,800
59.	Feb 24	MINNESOTA	W118-110	12-16	11-20	23-36	W2	Bosh/Bargnani-26	Marion-8	Calderon-13	Foye-25	17,457
60.	Feb 27	@Phoenix	L113-133	12-16	11-21	23-37	L1	Marion-27	Marion-12	Calderon-15	O'Neal-45	18,422
61.	Mar 1	@Dallas	L 98-109	12-16	11-22	23-38	L2	Bosh-28	Bosh-10	Parker-7	Nowitzki-24	19,688
62.	Mar 3	@Houston	L 97-107	12-16	11-23	23-39	L3	Bosh/Bargnani-25	Marion-10	Calderon-16	Landry-22	16,291
63.	Mar 6	MIAMI	L102-108	12-17	11-23	23-40	L4	Bosh-34	Mensah-Bonsu-10	Parker-9	Wade-42	19,800
64.	Mar 8	UTAH	L101-109	12-18	11-23	23-41	L5	Bosh-30	Bosh-10	Calderon-11	Williams-25	18,541
65.	Mar 11	@Philadelphia	L106-115	12-18	11-24	23-42	L6	Bargnani-21	Mensah-Bonsu-8	Calderon-6	Young-29	17,292
66.	Mar 13	DETROIT	L 95-99(OT)	12-19	11-24	23-43	L7	Bosh-27	Bosh/Mensah-Bonsu-10	Calderon-11	Hamilton-24	19,800
67.	Mar 15	INDIANA	W110-87	13-19	11-24	24-43	W1	Bargnani-27	Bosh-13	Calderon-12	Murphy-16	18,169
68.	Mar 16	@Charlotte	L 86-112	13-19	11-25	24-44	L1	Bosh-18	Bosh-14	Calderon-8	Wallace-25	11,349
69.	Mar 20	CHARLOTTE	L 89-102	13-20	11-25	24-45	L2	Bosh-35	Bosh/Bargnani-7	Calderon-11	Diaw/Wallace-30	18,641
70.	Mar 22	L.A. CLIPPERS	W100-76	14-20	11-25	25-45	W1	Bosh-16	Bosh/Marion-13	Uick-8	Randolph-20	17,610
71.	Mar 25	MILWAUKEE	W115-106	15-20	11-25	26-45	W2	Bargnani-23	Bosh-15	Calderon-11	Jefferson-22	17,401
72.	Mar 27	OKLAHOMA CITY	W112-96	16-20	11-25	27-45	W3	Bosh-21	Bosh-13	Uick-10	Collison-21	17,127
73.	Mar 29	CHICAGO	W134-129(OT)	17-20	11-25	28-45	W4	Bosh-31	Bosh-15	Calderon-19	Gordon-37	18,949
74.	Apr 1	@Orlando	W 99-95	17-20	12-25	29-45	W5	Bosh-24	Marion-15	Calderon-9	Howard-30	17,461
75.	Apr 4	@New York	W102-95	17-20	13-25	30-45	W6	Bargnani-23	Bosh/Marion-13	Calderon-7	Harrington/Duhon-22	19,763
76.	Apr 5	NEW YORK	L103-112	17-21	13-25	30-46	L1	Bosh-31	Bosh-14	Calderon-6	Chandler-17	18,879
77.	Apr 7	ATLANTA	L110-118	17-22	13-25	30-47	L2	Bosh-21	Bosh-10	Calderon-13	Smith/Johnson-25	17,613
78.	Apr 8	@Indiana	L101-130	17-22	13-26	30-48	L3	Bosh-21	Bosh-9	Uick-7	Granger-29	13,647
79.	Apr 10	WASHINGTON	L 98-100	17-23	13-26	30-49	L4	Bosh-21	Bosh/Marion-10	Calderon-11	Jamison-24	18,107
80.	Apr 12	PHILADELPHIA	W111-104	18-23	13-26	31-49	W1	Bosh-22	Bosh-8	Calderon-11	Williams-23	18,018
81.	Apr 13	@Washington	W 97-96	18-23	14-26	32-49	W2	Bosh/Marion-25	Bosh/Marion-15	Calderon-12	Butler-28	18,455
82.	Apr 15	@Chicago	W109-98	18-23	15-26	33-49	W3	Marion-34	Bosh-19	Calderon-14	Gordon-23	20,677





**FRONT ROW (L-R):** Bob Peterson, Darrick Martin, Masai Ujiri, Marc Eversley, Maurizio Gherardini, Bryan Colangelo, Sam Mitchell, Alex English, Jay Triano, Mike Evans, Eric Hughes, John Lucas, Scott McCullough. **BACK ROW (L-R):** T.J. Ford, Jason Kapono, Anthony Parker, Joey Graham, Jorge Garbajosa, Maceo Baston, Andrea Bargnani, Chris Bosh, Rasho Nesterovic, Primož Brezec, Kris Humphries, Linton Johnson, Jamario Moon, Carlos Delfino, Jose Calderon.

## 2007-08 SEASON NOTES:

- Toronto qualified for the NBA playoffs for a second consecutive season and fifth time in franchise history, finishing with a 41-41 record.
- The Raptors opened the preseason with their first trip to Europe, finishing with a 1-2 record in competition against the Boston Celtics, Lottomatica Virtus Roma and Real Madrid.
- Toronto averaged 100.2 points a game (second highest in franchise history), while allowing 97.3 against. The +2.9 point differential is the largest margin in franchise history.
- The Raptors set franchise highs for field goal percentage (.468), free-throw percentage (.812, second in the NBA) and three-point shooting percentage (.392, second in the NBA).
- Toronto's 2.04 assist-to-turnover ratio led the NBA.
- Head coach Sam Mitchell became Toronto's all-time leader in coaching victories with his 114th win November 25 versus Chicago.
- Jose Calderon led the team with 8.3 assists per game (fifth in the NBA) and had an NBA-best and Raptors record 5.38 assist-to-turnover ratio. Teammate, T.J. Ford averaged 6.1 assists per game and in doing so, he and Calderon became the first Raptors teammates to average six-or-more assists in a season.
- Three Raptors finished in the top-15 in three-point shooting (Jason Kapono, .483, first), Anthony Parker (.438, seventh) and Jose Calderon (.429, 11th).
- The Raptors had a total of 32 sellouts (the second highest total in franchise history) and averaged 19,435 fans a game.

PLAYER	G-GS	MIN	FG-FGA	PCT	3FG-FGA	PCT	FT-FTA	PCT	OFF	DEF	TOT	AST	PF-DQ	STL	TO	BLK	PTS	AVG
Bosh	67-67	2425	507-1027	.494	10-25	.400	472-559	.844	174	409	583	171	157-1	63	153	67	1496	22.3
Parker	82-82	2634	395-829	.476	133-304	.438	102-125	.816	50	284	334	183	157-0	79	87	17	1025	12.5
Ford	51-26	1199	246-524	.469	15-51	.294	110-125	.880	23	77	100	313	93-0	54	102	0	617	12.1
Calderon	82-56	2484	367-707	.519	79-184	.429	109-120	.908	34	202	236	678	134-0	87	126	6	922	11.2
Bargnani	78-53	1861	280-725	.386	90-261	.345	142-169	.840	50	238	288	89	211-1	23	88	37	792	10.2
Delfino	82-0	1928	251-632	.397	120-314	.382	116-156	.744	66	293	359	145	177-0	69	75	11	738	9.0
Moon	78-75	2166	279-575	.485	40-122	.328	63-85	.741	92	392	484	90	152-0	80	51	108	661	8.5
Nesterovic	71-39	1486	257-467	.550	1-3	.333	37-49	.755	130	212	342	82	132-0	20	60	52	552	7.8
Kapono	81-7	1530	243-498	.488	57-118	.483	37-43	.860	31	89	120	65	131-0	34	58	2	580	7.2
Humphries	70-0	925	161-333	.483	0-2	.000	75-124	.605	90	169	259	28	107-1	25	47	28	397	5.7
Dixon	36-0	424	59-160	.369	17-39	.436	18-19	.947	9	38	47	65	38-0	21	35	2	153	4.3
Graham	38-3	331	49-113	.434	2-3	.667	38-45	.844	18	49	67	15	47-0	3	23	0	138	3.6
Garbajosa	7-0	74	8-25	.320	6-16	.375	0-0	---	2	13	15	3	2-0	3	1	0	22	3.1
Johnson	2-0	10	2-5	.400	0-1	.000	2-2	1.000	0	1	1	1	1-0	0	3	0	6	3.0
Baston	15-2	103	17-25	.680	0-0	---	7-10	.700	9	17	26	3	20-0	2	4	4	41	2.7
Brezec (TOT)	50-18	475	44-94	.468	0-0	---	24-40	.600	30	51	81	11	83-1	3	24	7	112	2.2
Brezec (TOR)	13-0	110	17-38	.447	0-0	---	14-21	.667	9	9	18	1	25-1	1	4	2	48	3.7
Martin	17-0	141	10-43	.233	2-16	.125	5-6	.833	3	4	7	21	12-0	6	1	0	27	1.6
<b>RAPTORS</b>	<b>82</b>	<b>19830</b>	<b>3148-6726</b>	<b>.468</b>	<b>572-1459</b>	<b>.392</b>	<b>1347-1658</b>	<b>.812</b>	<b>790</b>	<b>2496</b>	<b>3286</b>	<b>1953</b>	<b>1596-4</b>	<b>570</b>	<b>959</b>	<b>336</b>	<b>8215</b>	<b>100.2</b>
<b>OPPONENTS</b>	<b>82</b>	<b>19830</b>	<b>3007-6569</b>	<b>.458</b>	<b>619-1683</b>	<b>.368</b>	<b>1344-1732</b>	<b>.776</b>	<b>830</b>	<b>2583</b>	<b>3413</b>	<b>1797</b>	<b>1508-6</b>	<b>470</b>	<b>1149</b>	<b>333</b>	<b>7977</b>	<b>97.3</b>

PLAYER	SINGLE-GAME HIGHS										AVERAGE PER GAME										CAREER HIGHS (G=SET, T=TEST)									
	MIN	REB	AST	ST	TO	BLK	PTS	MIN	REB	AST	STL	TO	BLK	PTS	FG	FGA	FT	FTA	REB	AST	PTS									
Bosh	55	19	9	4	7	5	42	36.2	8.7	2.6	0.94	2.3	1.00	22.3	116	30C	22C	24C	22	9C	42C									
Parker	51	11	6	4	2	25	32.1	4.1	2.2	0.96	1.1	0.21	12.5	11C	19C	6T	7	11C	7	11C	7	27								
Ford	35	6	14	4	7	0	32	23.5	2.0	6.1	1.06	2.0	0.00	12.1	12T	23T	11	15	11	18	34									
Calderon	54	7	16	4	5	1	27	30.3	2.9	8.3	1.06	1.5	0.07	11.2	12C	21C	8C	9	9	16C	27C									
Bargnani	48	11	7	4	3	28	23.9	3.7	1.1	0.29	1.1	0.47	10.2	12C	25C	8C	9T	11T	7C	28C										
Delfino	45	11	6	4	3	1	26	23.5	4.4	1.8	0.84	0.9	0.13	9.0	9C	17C	6T	9	11C	7	26C									
Moon	45	15	4	5	4	6	17	27.8	6.2	1.2	1.03	0.7	1.38	8.5	8C	15C	4C	65C	15C	4C	17C									
Nesterovic	48	14	6	3	4	4	23	20.9	4.8	1.2	0.28	0.8	0.73	7.8	12	23	6	9	15	6T	24									
Kapono	36	5	4	4	3	1	29	18.9	1.5	0.8	0.42	0.7	0.02	7.2	12C	19C	7	8	11	8	29C									
Humphries	37	14	2	2	3	2	17	13.2	3.7	0.4	0.36	0.7	0.40	5.7	8C	12	7C	8T	18	4	17T									
Dixon	32	6	6	4	2	20	11.8	1.3	1.8	0.58	1.0	0.06	4.3	13	26	10	11	9	9	30										
Graham	34	6	4	1	3	0	13	8.7	1.8	0.4	0.08	0.6	0.00	3.6	8	18	10	11	12	5	19									
Garbajosa	24	6	2	1	1	0	8	10.6	2.1	0.4	0.43	0.1	0.00	3.1	9	17	5	6	12	7	22									
Johnson	8	1	1	0	2	0	6	5.0	0.5	0.5	0.00	1.5	0.00	3.0	7	16	4	4	14	3	17									
Baston	18	6	2	1	1	2	7	6.9	1.7	0.2	0.13	0.3	0.27	2.7	5	7	6	6	9	2T	14									
Brezec (TOT)	26	5	2	2	3	1	11	9.5	1.6	0.2	0.06	0.5	0.14	2.2	13	24	8	9	18	4	27									
Brezec (TOR)	23	5	1	1	1	1	11	8.5	1.4	0.1	0.08	0.3	0.15	3.7																
Martin	15	2	4	1	1	0	5	8.3	0.4	1.2	0.35	0.1	0.00	1.6	10	21	15	15	6	13	38									
<b>RAPTORS</b>	<b>290</b>	<b>51</b>	<b>36</b>	<b>16</b>	<b>23</b>	<b>10</b>	<b>127</b>	<b>241.8</b>	<b>40.1</b>	<b>23.8</b>	<b>6.95</b>	<b>11.7</b>	<b>4.10</b>	<b>100.2</b>	<b>51C</b>	<b>113</b>	<b>41</b>	<b>49</b>	<b>65</b>	<b>39</b>	<b>129</b>									
<b>OPPONENTS</b>	<b>290</b>	<b>57</b>	<b>38</b>	<b>13</b>	<b>22</b>	<b>10</b>	<b>137</b>	<b>241.8</b>	<b>41.6</b>	<b>21.9</b>	<b>5.73</b>	<b>14.0</b>	<b>4.06</b>	<b>97.3</b>	<b>61</b>	<b>109</b>	<b>46</b>	<b>60</b>	<b>68</b>	<b>44</b>	<b>152</b>									

# 2007-08 SEASON

NO.	DATE	OPPONENT	TOR/OPP	HOME	ROAD	TOTAL	SK	HIGH SCORING	HIGH REBOUNDS	HIGH ASSISTS	OPPONENT PTS	ATTENDANCE
1.	Oct 31	PHILADELPHIA	W106-97	1-0	0-0	1-0	W1	Bargnani-20	Deflino/Parker-6	Ford-12	Iguodala-23	19,800
2.	Nov 2	@New Jersey	W106-69	1-0	1-0	2-0	W2	Bargnani-21	Bargnani/Deflino-6	Calderon-8	Jefferson-27	14,980
3.	Nov 4	BOSTON	L95-98(OT)	1-1	1-0	2-1	L1	Ford-32	Bosh-10	Rd-5	R. Allen-33	19,800
4.	Nov 6	@Milwaukee	L85-112	1-1	1-1	2-2	L2	Dixon-20	Humphries-9	Calderon-8	Mason-21	13,549
5.	Nov 7	ORLANDO	L96-105	1-2	1-1	2-3	L3	Bosh-26	Bosh-10	Ford-8	Turkoglu/Lewis-24	17,977
6.	Nov 9	@Philadelphia	W105-103	1-2	2-1	3-3	W1	Bosh-24	Bosh-10	Calderon-7	Iguodala-26	10,886
7.	Nov 10	@Chicago	W101-71	1-2	3-1	4-3	W2	Deflino-16	Nesterovic-8	Ford-14	Nicioni-20	22,467
8.	Nov 14	UTAH	L88-92	1-3	3-1	4-4	L1	Parker-19	Humphries-14	Ford-8	Boezer-23	17,337
9.	Nov 16	INDIANA	W110-101	2-3	3-1	5-4	W1	Bosh-22	Moons-7	Calderon-10	Turney/Murphy-20	19,800
10.	Nov 18	GOLDEN STATE	L100-106	2-4	3-1	5-5	L1	Ford-29	Bosh-11	Ford-9	Jackson-17	19,800
11.	Nov 20	@Dallas	L99-105	2-4	3-2	5-6	L2	Bosh-31	Bosh/Moon-12	Calderon-6	Nowitzki-32	20,272
12.	Nov 21	@Memphis	W95-89	2-4	4-2	6-6	W1	Bosh-22	Bosh-19	Calderon-8	Gaso/Miller-16	12,217
13.	Nov 24	@Cleveland	L108-111	2-4	4-3	6-7	L1	Bosh-41	Parker-7	Calderon-13	James-37	20,018
14.	Nov 25	CHICAGO	W93-78	3-4	4-3	7-7	W1	Calderon-19	Bosh-13	Calderon-14	Deng-21	19,800
15.	Nov 28	MEMPHIS	W103-91	4-4	4-3	8-7	W2	Parker-19	Parker/Moon-8	Calderon-10	Navarro-15	18,906
16.	Nov 30	CLEVELAND	W91-82	5-4	4-3	9-7	W3	Bargnani-26	Nesterovic/Moon-9	Calderon-10	Gibson-24	19,800
17.	Dec 1	@Washington	L97-101	5-4	4-4	9-8	L1	Kapono-23	Moon-13	Calderon-11	Butler-29	20,173
18.	Dec 3	CHARLOTTE	W98-79	6-4	4-4	10-8	W1	Deflino/Humphries-17	Moon-12	Calderon-9	Wallace-19	17,439
19.	Dec 5	PHOENIX	L123-136	6-5	4-4	10-9	L1	Ford-27	Moon-10	Calderon-9	Barbosa-35	19,800
20.	Dec 7	@Boston	L84-112	6-5	4-5	10-10	L2	Parker-13	Graham-6	Deflino/Martin-4	Garnett-23	18,624
21.	Dec 9	HOUSTON	W93-80	7-5	4-5	11-10	W1	Bosh-21	Bosh-10	Calderon-6	McGrady-23	19,800
22.	Dec 11	@Atlanta	W100-98	7-5	5-5	12-10	W2	Ford-26	Bosh-13	Ford-8	M. Williams/J. Johnson-23	19,800
23.	Dec 12	DALLAS	W92-76	8-5	5-5	13-10	W3	Ford-27	Humphries-12	Calderon-7	Ryan-21	13,173
24.	Dec 14	@Indiana	W104-93	8-5	6-5	14-10	W4	Kapono-29	Bosh-16	Calderon-16	Kimble-Sevy-23	10,437
25.	Dec 16	BOSTON	L77-90	8-6	6-5	14-11	L1	Bosh-17	Bosh-13	Calderon/Bosh-5	Pierce-18	19,800
26.	Dec 18	@L.A. Clippers	W80-77	8-6	7-5	15-11	W1	Bosh-24	Bosh-9	Calderon-9	Maggette-22	14,455
27.	Dec 19	@Portland	L96-101	8-6	7-6	15-12	L1	Calderon-19	Bosh-11	Calderon-9	Roy-25	16,066
28.	Dec 21	@Seattle	L115-123	8-6	7-7	15-13	L2	Bosh-26	Bosh-13	Calderon-16	Durant-27	13,611
29.	Dec 22	@Phoenix	L103-122	8-6	7-8	15-14	L3	Bosh-42	Bosh-13	Calderon/Dixon-4	Barbosa-31	18,422
30.	Dec 28	@San Antonio	W83-73	8-6	8-6	16-14	W1	Kapono-15	Humphries-11	Calderon-15	Flinley-20	18,797
31.	Dec 29	@Houston	L79-91	8-6	8-9	16-15	L1	Bosh-19	Bosh-12	Calderon-10	Yao-25	18,103
32.	Dec 31	@New Orleans	W97-92	8-6	9-9	17-15	W1	Bosh-29	Moon-10	Calderon-12	West-33	11,444
33.	Jan 4	DETROIT	L85-101	8-7	9-9	17-16	L1	Bargnani-25	Bosh-16	Calderon-9	Hamilton-22	19,800
34.	Jan 6	CLEVELAND	L90-93	8-8	9-9	17-17	L2	Bosh-23	Parker-9	Calderon-11	James-39	19,800
35.	Jan 9	PHILADELPHIA	W109-96	9-8	9-9	18-17	W1	Parker-22	Moon-9	Calderon-9	Green-18	18,067
36.	Jan 11	@New York	W99-90	9-8	10-9	19-17	W2	Bosh-40	Bosh-11	Calderon-8	Crawford-27	17,456
37.	Jan 13	PORTLAND	W116-109(2OT)	10-8	10-9	20-17	W3	Bosh-38	Bosh-14	Calderon-10	Roy-33	19,800
38.	Jan 15	@Detroit	L89-103	10-8	10-10	20-18	L1	Bosh-16	Bosh-11	Calderon-5	Hamilton-39	22,076
39.	Jan 16	SACRAMENTO	W116-91	11-8	10-10	21-18	W1	Bosh-31	Bosh-9	Calderon-14	Martin-22	17,760
40.	Jan 18	ATLANTA	W89-78	12-8	10-10	22-18	W2	Bosh-35	Bosh-9	Calderon-9	J. Johnson-25	19,800
41.	Jan 19	@Philadelphia	L95-99	12-8	10-11	22-19	L1	Bosh-25	Bosh/Moon-9	Calderon-11	Green-23	13,853
42.	Jan 23	@Boston	W114-112	12-8	11-11	23-19	W1	Calderon-24	Bosh/Bargnani-7	Calderon-13	Garnett-26	18,624
43.	Jan 25	MILWAUKEE	W106-75	13-8	11-11	24-19	W2	Bosh-32	Bosh/Bargnani-7	Calderon-12	Redd/Villanueva-12	19,800
44.	Jan 29	@Washington	L104-108(OT)	13-8	11-12	24-20	L1	Bosh-37	Bosh-12	Calderon-13	Jamison-24	12,905
45.	Jan 30	WASHINGTON	W122-83	14-8	11-12	25-20	W1	Bargnani-19	Nesterovic-8	Calderon-11	Stenson-16	19,800
46.	Feb 1	L.A. LAKERS	L101-121	14-9	11-12	25-21	L1	Bargnani-28	Bosh-15	Dixon-6	Bryant-46	19,800
47.	Feb 4	@Miami	W114-82	14-9	12-12	26-21	W1	Bosh-24	Moon-9	Calderon-10	Wright-17	19,600
48.	Feb 8	L.A. CLIPPERS	L98-102	14-10	12-12	26-22	L1	Bosh-29	Bosh-12	Calderon-14	Maggette-35	19,800
49.	Feb 10	@Minnesota	W105-82	14-10	13-12	27-22	W1	Bargnani-16	Bosh/Deflino-9	Ford-13	Jefferson-18	13,785
50.	Feb 11	SAN ANTONIO	L88-93	14-11	13-12	27-23	L1	Calderon-27	Bosh/Deflino/Moon-8	Calderon-6	Ginobili-34	19,800
51.	Feb 13	NEW JERSEY	W109-91	15-11	13-12	28-23	W1	Bosh-27	Bosh/Deflino-9	Calderon-12	Carter/Jefferson-15	19,800
52.	Feb 20	ORLANDO	W127-110	16-11	13-12	29-23	W2	Bosh-40	Moon-12	Calderon-13	Howard-37	19,800
53.	Feb 22	@New York	L99-103	16-11	13-13	29-24	L1	Bosh-23	Bosh/Moon-8	Calderon-6	Crawford-43	19,763
54.	Feb 24	NEW YORK	W115-92	17-11	13-13	30-24	W1	Bargnani-25	Nesterovic/Moon-8	Calderon-7	Crawford-26	19,800
55.	Feb 25	@Indiana	W102-98	17-11	14-13	31-24	W2	Bosh-24	Parker-11	Ford-7	Jeffers/Granger-20	10,468
56.	Feb 27	MINNESOTA	W107-85	18-11	14-13	32-24	W3	Bosh-28	Bosh/Moon-7	Calderon-7	Daniels-23	18,325
57.	Feb 29	INDIANA	L111-122	18-12	14-13	32-25	L1	Bargnani-27	Bargnani-9	Calderon-11	Dunleavy-36	19,800
58.	Mar 2	@Charlotte	L98-110	18-12	14-14	32-26	L2	Parker-24	Humphries/Parker-6	Calderon-10	Richardson-30	12,083
59.	Mar 4	@Orlando	L87-102	18-12	14-15	32-27	L3	Ford-20	Deflino/Parker-9	Calderon/Deflino-3	Turkoglu-24	17,519
60.	Mar 5	@Miami	W108-83	18-12	15-15	33-27	W1	Nesterovic-16	Nesterovic-10	Calderon-13	Banks-21	19,143
61.	Mar 7	WASHINGTON	L106-110(OT)	18-13	15-15	33-28	L1	Bargnani-27	Nesterovic-12	Calderon-9	Jamison-25	19,800
62.	Mar 9	SEATTLE	W114-106	19-13	15-15	34-28	W1	Parker-23	Bargnani-7	Nesterovic-6	Wilson-28	19,800
63.	Mar 11	@L.A. Lakers	L108-117	19-13	15-16	34-29	L1	Ford-28	Nesterovic-8	Calderon/Bargnani-6	Bryant-34	18,997
64.	Mar 12	@Golden State	L106-117	19-13	15-17	34-30	L2	Ford-23	Parker-8	Ford-8	Ellis-33	19,596
65.	Mar 14	@Denver	L105-137	19-13	15-18	34-31	L3	Parker-19	Moon/Deflino-7	Calderon-7	Iverson-28	17,952
66.	Mar 16	@Sacramento	L100-106	19-13	15-19	34-32	L4	Kapono-26	Nesterovic-8	Calderon-9	Martin-32	13,963
67.	Mar 17	@Utah	L79-96	19-13	15-20	34-33	L5	Calderon-16	Nesterovic-12	Calderon-7	Williams-21	19,911
68.	Mar 19	MIAMI	W96-54	20-13	15-20	35-33	W1	Bargnani/Parker-14	Moon-14	Calderon-10	Quinn-14	19,800
69.	Mar 21	@Cleveland	L83-90	20-13	15-21	35-34	L1	Bosh-24	Moon-10	Ford-5	James-29	20,562
70.	Mar 23	DENVER	L100-109	20-14	15-21	35-35	L2	Bosh/Calderon-17	Moon-15	Bosh-9	Iverson-36	19,800
71.	Mar 26	DETROIT	W89-82	21-14	15-21	36-35	W1	Bosh-21	Nesterovic-9	Ford-9	Billups-24	19,800
72.	Mar 28	NEW YORK	W103-95	22-14	15-21	37-35	W2	Bosh-29	Bosh/Deflino-10	Ford-9	Crawford-26	19,800
73.	Mar 30	NEW ORLEANS	L111-118	22-15	15-21	37-36	L1	Bosh-21	Bosh/Humphries-7	Calderon-11	West-32	19,800
74.	Mar 31	@Charlotte	W104-100	22-15	16-21	38-36	W1	Bosh-32	Bosh-11	Ford-7	Richardson-26	12,188
75.	Apr 2	@Atlanta	L120-127(OT)	22-15	16-22	38-37	L1	Bosh-24	Deflino-11	Ford-13	J. Johnson-28	14,691
76.	Apr 4	CHARLOTTE	L100-105	22-16	16-22	38-38	L2	Bosh/ Nesterovic-23	Nesterovic-10	Ford-14	Richardson-27	19,800
77.	Apr 5	@New Jersey	L90-99	22-16	16-23	38-39	L3	Nesterovic-22	Nesterovic-14	Bosh-6	Carter-32	15,927
78.	Apr 9	MILWAUKEE	W111-93	23-16	16-23	39-39	W1	Bosh-32	Bosh-11	Calderon-12	Villanueva-38	18,569
79.	Apr 11	NEW JERSEY	W113-85	24-16	16-23	40-39	W2	Deflino-24	Bosh-9	Calderon-10	Carter-21	19,800
80.	Apr 13	@Detroit	L84-91	24-16	16-24	40-40	L1	Bosh-30	Bosh-10	Ford-8	Stuckey-18	22,076
81.	Apr 14	MIAMI	W91-75	25-16	16-24	41-40	W1	Nesterovic-20	Parker/Bargnani/Nesterovic-7	Calderon-11	Cook-22	18,855
82.	Apr 16	@Chicago	L97-107	25-16	16-25	41-41	L1	Ford-18	Humphries-7	Calderon-8	Thomas-26	21,909

## PLAYOFFS

NO.	DATE	OPPONENT	TOR/OPP	HOME	ROAD	TOTAL	SK	HIGH SCORING	HIGH REBOUNDS	HIGH ASSISTS	OPPONENT PTS	ATTENDANCE
1.	Apr 20	@Orlando	L100-114	0-0	0-1	0-1	L1	Parker-24	Nesterovic-8	Calderon-8	Howard-25	17,519
2.	Apr 22	@Orlando	L103-104	0-0	0-2	0-2	L2	Bosh-29	Bosh-10	Ford/Rosh-6	Howard-29	17,519
3.	Apr 24	ORLANDO	W108-94	1-0	0-2	1-2	W1	Ford-21	Moon-10	Calderon-13	Turkoglu-26	20,023
4.	Apr 26	ORLANDO	L94-106	1-1	0-2	1-3	L1	Bosh-39	Bosh-15	Ford-13	Lewis-27	20,416
5.	Apr 28	@Orlando	L92-102	1-1	0-3	1-4	L2	Bosh-16	Bosh-9	Ford-5	Howard-21	17,519



**FRONT ROW (L-R):** Luke Jackson, Juan Dixon, Joey Graham, Anthony Parker, T.J. Ford, Bryan Colangelo, Sam Mitchell, Maurizio Gherardini, Darrick Martin, Jose Calderon, Morris Peterson, Pape Sow, Kris Humphries. **BACK ROW (L-R):** Bob Peterson, Dave Hopla, Wayne Embry, Marc Eversley, Jorge Garbajosa, Rasho Nesterovic, Chris Bosh, Andrea Bargnani, Uros Slokar, Jim Todd, Alex English, Jay Triano.

## 2006-07 SEASON NOTES:

- The Raptors finished with a 47-35 record. The Raptors were 30-11 at home and 17-24 on the road. The 47 wins tied a franchise record set in 2000-01.
- The Raptors qualified for the NBA playoffs for the first time since 2001-02.
- Toronto won their first Atlantic Division title and secured home-court advantage for the first time in franchise history, finishing third in the Eastern Conference.
- Toronto's .667 winning percentage after January 1 led the Eastern Conference.
- Toronto averaged 99.5 points a game (third highest in franchise history), while allowing 98.5.
- Toronto averaged 22.2 assists per game to finish 10th in the NBA. It is the team's highest assist rate since 2000-01 (24.4).
- Overall, the Raptors placed ninth in the NBA in three-point shooting with a .363 (531-for-1464) mark.

PLAYER	G-GS	MIN	FG-FGA	PCT	3FG-FGA	PCT	FT-FTA	PCT	OFF	DEF	TOT	AST	PF-DQ	STL	TO	BLK	PTS	AVG
Bosh	69-69	2658	543-1094	.496	12-35	.343	463-590	.785	186	555	741	175	163-0	39	179	90	1561	22.6
Ford	75-71	2243	393-902	.436	21-69	.304	240-293	.819	53	183	236	595	186-3	101	231	8	1047	14.0
Parker	73-73	2437	328-687	.477	115-261	.441	132-158	.835	60	223	283	153	135-0	73	71	11	903	12.4
Bargnani	65-2	1629	267-625	.427	100-268	.373	117-142	.824	52	203	255	50	180-0	32	107	53	751	11.6
Dixon (TOT)	81-6	1926	299-703	.425	79-226	.350	101-116	.871	27	131	158	123	177-0	76	101	9	778	9.6
Dixon (TOR)	26-5	683	110-259	.425	27-83	.325	41-44	.932	11	62	73	41	65-0	27	24	2	288	11.1
Peterson	71-12	1515	222-517	.429	106-295	.359	84-123	.683	32	205	237	47	126-0	45	53	12	634	8.9
Calderon	77-11	1614	263-505	.521	25-75	.333	117-143	.818	21	113	134	387	136-0	63	110	5	668	8.7
Garbajosa	67-60	1909	222-529	.420	66-193	.342	57-78	.731	48	282	330	125	90-0	78	64	15	567	8.5
Jones	39-9	870	96-249	.386	32-101	.317	73-88	.830	16	66	82	55	80-3	30	50	12	297	7.6
Graham	79-21	1319	192-388	.495	9-31	.290	110-131	.840	55	193	248	44	161-1	30	49	4	503	6.4
Nesterovic	80-73	1676	230-421	.546	0-1	.000	34-50	.680	115	245	360	74	193-3	37	56	84	494	6.2
Humphries	60-2	670	87-185	.470	0-0	---	53-79	.671	78	109	187	18	98-0	14	32	21	227	3.8
Jackson (TOT)	13-2	138	19-43	.442	5-17	.294	5-9	.556	2	8	10	13	15-0	5	7	1	48	3.7
Jackson (TOR)	10-2	122	18-35	.514	4-13	.308	5-9	.556	2	7	9	9	12-0	5	6	1	45	4.5
Martin	31-0	220	33-94	.351	13-37	.351	15-21	.714	2	10	12	43	22-0	3	12	0	94	3.0
Slokar	20-0	72	14-26	.538	1-2	.500	9-13	.692	7	7	14	1	11-0	1	9	2	38	1.9
Tucker	17-0	83	11-22	.500	0-0	---	8-14	.571	11	12	23	3	12-0	2	6	0	30	1.8
Sow	7-0	34	3-9	.333	0-0	---	4-6	.667	6	5	11	2	2-0	1	1	1	10	1.4
<b>RAPTORS</b>	<b>82</b>	<b>19755</b>	<b>3032-6547</b>	<b>.463</b>	<b>531-1464</b>	<b>.363</b>	<b>1562-1982</b>	<b>.788</b>	<b>755</b>	<b>2480</b>	<b>3235</b>	<b>1822</b>	<b>1672-10</b>	<b>581</b>	<b>1104</b>	<b>321</b>	<b>8157</b>	<b>99.5</b>
<b>OPPONENTS</b>	<b>82</b>	<b>19755</b>	<b>3051-6593</b>	<b>.463</b>	<b>533-1491</b>	<b>.357</b>	<b>1441-1911</b>	<b>.754</b>	<b>848</b>	<b>2641</b>	<b>3489</b>	<b>1742</b>	<b>1786-11</b>	<b>489</b>	<b>1241</b>	<b>317</b>	<b>8076</b>	<b>98.5</b>

PLAYER	SINGLE-GAME HIGHS					AVERAGE PER GAME					CAREER HIGHS (C=SET, T=TIED THIS SEASON)											
	MIN	REB	AST	STL	TO	BL	PTS	MIN	REB	AST	STL	TO	BLK	PTS	FG	FGA	FT	FTA	REB	AST	STL	PTS
Bosh	48	22	7	4	7	6	41	38.5	10.7	2.5	0.57	2.6	1.30	22.6	16	26	17	18T	22T	8	4	41C
Ford	47	9	18	4	8	1	28	29.9	3.1	7.9	1.35	3.1	0.11	14.0	12C	23C	11T	15	11	18C	34	
Parker	46	9	7	4	5	2	27	33.4	3.9	2.1	1.00	1.0	0.15	12.4	9C	17C	6C	7C	9C	7C	27C	
Bargnani	39	11	4	4	5	6	23	25.1	3.9	0.8	0.49	1.6	0.82	11.6	8C	18C	7C	9C	11C	4C	23C	
Dixon (TOT)	38	7	5	4	4	2	24	23.8	2.0	1.5	0.94	1.2	0.11	9.6	13	26	10	11	9	7	30	
Dixon (TOR)	37	7	5	3	3	1	24	26.3	2.8	1.6	1.04	0.9	0.08	11.1								
Peterson	39	13	3	2	2	2	23	21.3	3.3	0.7	0.63	0.7	0.17	8.9	13	27	10	12	14	8	38	
Calderon	42	6	12	4	7	1	24	21.0	1.7	5.0	0.82	1.4	0.06	8.7	10C	17C	8	9	9	13	24C	
Garbajosa	43	12	7	4	5	2	22	28.5	4.9	1.9	1.16	1.0	0.22	8.5	9C	17C	5C	6C	12C	7C	22C	
Jones	38	6	6	3	4	2	23	22.3	2.1	1.4	0.77	1.3	0.31	7.6	12	25	10	15	10	8	31	
Graham	41	12	5	2	3	1	19	16.7	3.1	0.6	0.38	0.6	0.05	6.4	8C	18C	10C	11C	12C	5T	19T	
Nesterovic	40	10	6	2	3	5	16	21.0	4.5	0.9	0.46	0.7	1.05	6.2	12	23	6	9	15	6T	24	
Humphries	33	18	3	2	3	3	16	11.2	3.1	0.3	0.23	0.5	0.35	3.8	7T	12	5T	8	18C	4	17	
Jackson (TOT)	39	4	5	2	4	1	30	10.6	0.8	1.0	0.38	0.5	0.08	3.7	12C	16C	8	10	4T	5C	30C	
Jackson (TOR)	39	4	5	2	4	1	30	12.2	0.9	0.9	0.50	0.6	0.10	4.5								
Martin	24	3	10	1	2	0	14	7.1	0.4	1.4	0.10	0.4	0.00	3.0	10	21	15	15	6	13	38	
Slokar	30	3	1	2	2	1	18	3.6	0.7	0.1	0.05	0.5	0.10	1.9	7C	10C	3C	4C	3C	1C	18C	
Tucker	20	9	3	1	1	0	12	4.9	1.4	0.2	0.12	0.4	0.0	1.8	5C	8C	3C	5C	9C	3C	12C	
Sow	25	8	2	1	1	1	5	4.9	1.6	0.3	0.14	0.1	0.14	1.4	5	9	5	6	15	2C	13	
<b>RAPTORS</b>	<b>265</b>	<b>55</b>	<b>32</b>	<b>13</b>	<b>19</b>	<b>9</b>	<b>123</b>	<b>24.9</b>	<b>39.5</b>	<b>22.2</b>	<b>7.09</b>	<b>13.5</b>	<b>3.91</b>	<b>99.5</b>	<b>50</b>	<b>113</b>	<b>41</b>	<b>49</b>	<b>65</b>	<b>39</b>	<b>129</b>	
<b>OPPONENTS</b>	<b>265</b>	<b>58</b>	<b>31</b>	<b>12</b>	<b>24</b>	<b>12</b>	<b>129</b>	<b>24.0</b>	<b>42.5</b>	<b>21.2</b>	<b>5.96</b>	<b>15.1</b>	<b>3.87</b>	<b>98.5</b>	<b>61</b>	<b>109</b>	<b>46</b>	<b>60</b>	<b>68</b>	<b>44</b>	<b>152</b>	

# 2006-07 SEASON

NO.	DATE	OPPONENT	TOR/OPP	HOME	ROAD	TOTAL	SK	HIGH SCORING	HIGH REBOUNDS	HIGH ASSISTS	OPPONENT PTS	ATTENDANCE
1.	Nov. 1	@New Jersey	L 92-102	0-0	0-1	0-1	L1	Parker-22	Tied with-5	Ford-7	Carter-25	18,646
2.	Nov. 3	MILWAUKEE	W 109-92	1-0	0-1	1-1	W1	Bosh-26	Bosh-15	Ford-11	Bogut-18	19,832
3.	Nov. 5	SAN ANTONIO	L 94-103	1-1	0-1	1-2	L1	Bosh-19	Bosh-17	Ford-15	Duncan-26	18,098
4.	Nov. 8	PHILADELPHIA	W 106-104	2-1	0-1	2-2	W1	Bosh-29	Bosh-14	Ford-7	Iverson-35	15,831
5.	Nov. 10	ATLANTA	L 102-111	2-2	0-1	2-3	L1	Bosh-19	Bosh-17	Ford-11	Johnson-34	14,680
6.	Nov. 12	@Sacramento	L 92-107	2-2	0-2	2-4	L2	Bosh-19	Bosh-7	Ford-6	Martin-26	17,317
7.	Nov. 14	@Golden State	L 99-110	2-2	0-3	2-5	L3	Bosh-23	Bosh-22	Ford-6	Davis/Dunleavy-22	16,182
8.	Nov. 17	@L.A. Lakers	L 100-107	2-2	0-4	2-6	L4	Bosh/Peterson-20	Bosh-10	Ford/James-6	Bryant-31	18,997
9.	Nov. 18	@Denver	L 109-117	2-2	0-5	2-7	L5	Bosh-31	Garbajosa-10	Ford-18	Anthony-34	15,531
10.	Nov. 20	@Utah	L 96-101	2-2	0-6	2-8	L6	Bosh-17	Bosh-11	Ford-5	Boozer-35	18,881
11.	Nov. 22	CLEVELAND	W 95-87	3-2	0-6	3-8	W1	Bosh-25	Bosh-14	Ford-5	James-30	19,800
12.	Nov. 24	@Atlanta	L 93-97	3-2	0-7	3-9	L1	Ford-25	Garbajosa-12	Ford-12	J. Johnson-27	16,630
13.	Nov. 26	INDIANA	W 92-83	4-2	0-7	4-9	W1	Bosh-17	Bosh-11	Ford-6	Jackson/Granger-18	18,075
14.	Nov. 28	@NO./Okla. Cit	W 94-77	4-2	1-7	5-9	W2	Bosh/Parker-19	Bosh-14	Calderon-4	Paul-16	15,647
15.	Nov. 29	@Dallas	L 98-117	4-2	1-8	5-10	L1	Bosh/Ford-18	Bosh-11	Calderon-4	Howard-26	19,975
16.	Dec. 1	BOSTON	W 106-102	5-2	1-8	6-10	W1	Bosh-25	Bosh-11	Ford-13	Pierce-19	16,562
17.	Dec. 2	@New York	W 103-100	5-2	2-8	7-10	W2	Bosh-26	Bosh-13	Ford-10	Curry-27	17,525
18.	Dec. 6	@Cleveland	L 91-95	5-2	2-9	7-11	L1	Bosh/Parker-18	Bosh-12	Ford-10	James-26	20,119
19.	Dec. 8	@Chicago	L 90-93	5-2	2-10	7-12	L2	Garbajosa-17	Bosh-12	Calderon-8	Deng-25	21,797
20.	Dec. 10	PORTLAND	L 83-93	5-3	2-10	7-13	L3	Peterson-23	Garbajosa-7	Ford-6	Webster/Jack-22	15,542
21.	Dec. 11	@Miami	L 77-99	5-3	2-11	7-14	L4	Parker-18	Humphries-7	Ford-12	Wade-37	19,600
22.	Dec. 13	@Orlando	W 91-84	5-3	3-11	8-14	W1	Bargnani-23	Nesterovic-10	Ford-5	Aryms-22	15,417
23.	Dec. 15	NEW JERSEY	W 90-78	6-3	3-11	9-14	W2	Ford-17	Ford/Graham-9	Ford-8	Adams-13	19,897
24.	Dec. 17	GOLDEN STATE	W 120-115	7-3	3-11	10-14	W3	Peterson-23	Garbajosa-11	Ford-14	Ellis-28	16,035
25.	Dec. 19	@Phoenix	L 98-115	7-3	3-12	10-15	L1	Ford-19	Lucas-9	Ford-9	Stoudemire-28	18,422
26.	Dec. 20	@L.A. Clipper	W 98-96	7-3	4-12	11-15	W1	James-23	Bargnani/Nesterovic-7	Ford-6	Brand-24	17,962
27.	Dec. 22	@Portland	W 101-100(OT)	7-3	5-12	12-15	W2	Ford-23	Parker-8	Ford-10	Randolph-20	15,220
28.	Dec. 23	@Seattle	L 97-110	7-3	5-13	12-16	L1	Ford-24	Nesterovic/Garbajosa-7	Calderon-10	Allen-28	14,611
29.	Dec. 27	MINNESOTA	W 100-97	8-3	5-13	13-16	W1	Ford-28	Garbajosa-10	Ford-7	Garnett-24	19,800
30.	Dec. 29	CHICAGO	L 97-107	8-4	5-13	13-17	L1	Ford-20	Nesterovic-8	Garbajosa-7	Deng-25	19,800
31.	Dec. 30	@Memphis	L 104-110	8-4	5-14	13-18	L2	Peterson-19	Nesterovic-9	Martin-10	Miller-27	15,119
32.	Jan. 3	PHOENIX	L 98-100	8-5	5-14	13-19	L3	Bosh-26	Bosh-14	Calderon-6	Beal-17	20,063
33.	Jan. 5	ATLANTA	W 105-92	9-5	5-14	14-19	W1	Bosh-21	Nesterovic-9	Calderon-12	M. Williams-24	17,977
34.	Jan. 7	WASHINGTON	W 116-111	10-5	5-14	15-19	W2	Bosh-24	Bosh-15	Parker-6	Arenas-33	17,981
35.	Jan. 9	@New Jersey	L 86-101	10-5	5-15	15-20	L1	Bargnani-22	Bosh-6	Calderon-12	Carter-32	14,729
36.	Jan. 10	@Milwaukee	W 90-77	10-5	6-15	16-20	W1	Bosh-30	Bosh-8	Ford-10	Patterson/Bogut-17	16,432
37.	Jan. 12	@Boston	W 95-86	10-5	7-15	17-20	W2	Bosh-27	Bosh/Nesterovic-8	Ford-6	Rondo-23	17,191
38.	Jan. 14	DALLAS	L 96-97	10-6	7-15	17-21	L1	Bosh-24	Bosh-15	Ford-8	Nowitzki-38	19,800
39.	Jan. 15	@Philadelphia	W 104-86	10-6	8-15	18-21	W1	Bosh-27	Bosh/Parker-6	Ford-10	Igoudala-15	12,380
40.	Jan. 17	SACRAMENTO	W 101-85	11-6	8-15	19-21	W2	Peterson-22	Bosh-9	Calderon-9	Bibby-21	15,175
41.	Jan. 19	UTAH	L 94-102	11-7	8-15	19-22	L1	Bosh-29	Bosh-11	Parker/Ford-6	Okur-27	17,384
42.	Jan. 22	CHARLOTTE	W 105-84	12-7	8-15	20-22	W1	Bosh-20	Graham-9	Calderon-11	Wallace/Felton-19	13,997
43.	Jan. 24	NO./OKLA. CITY	W 90-88	13-7	8-15	21-22	W2	Bosh-35	Parker-9	Calderon-8	Butler-19	14,173
44.	Jan. 26	BOSTON	W 96-90	14-7	8-15	22-22	W3	Bosh-26	Bosh/Garbajosa-8	Calderon-8	Jefferson-20	18,565
45.	Jan. 27	@Indiana	L 84-102	14-7	8-16	22-23	L1	Bosh-26	Bosh-12	Calderon-10	O'Neal-21	14,263
46.	Jan. 31	WASHINGTON	W 119-109	15-7	8-16	23-23	W1	Bosh-34	Bosh-8	Calderon-11	Arenas-27	16,145
47.	Feb. 2	@Atlanta	W 103-91	15-7	9-16	24-23	W2	Bosh-24	Bosh-10	Ford-10	J. Johnson-28	13,200
48.	Feb. 4	L.A. CLIPPERS	W 122-110	16-7	9-16	25-23	W3	Bosh-27	Bosh-7	Calderon-12	Mobley-24	17,214
49.	Feb. 7	ORLANDO	W 113-103	17-7	9-16	26-23	W4	Bosh-41	Bosh-8	Calderon/Ford-11	Howard-32	15,157
50.	Feb. 9	L.A. LAKERS	W 96-92	18-7	9-16	27-23	W5	Bosh-29	Bosh-11	Ford-11	Bryant-25	20,012
51.	Feb. 10	@Detroit	L 92-98	18-7	9-17	27-24	L1	Ford-17	Bosh-11	Ford-11	Wallace-28	22,076
52.	Feb. 13	@Chicago	W 112-111	18-7	10-17	28-24	W1	Bosh-25	Calderon-9	Ford-11	Deng-30	21,776
53.	Feb. 14	NEW JERSEY	W 120-109	19-7	10-17	29-24	W2	Bosh-25	Bosh-9	Ford-8	Nachbar-26	19,800
54.	Feb. 21	CLEVELAND	L 85-86	19-8	10-17	29-25	L1	Bosh-24	Ford-9	Ford-9	James-29	19,800
55.	Feb. 23	INDIANA	W 110-88	20-8	10-17	30-25	W1	Bosh-23	Bosh-12	Calderon-12	Tinsley-19	19,481
56.	Feb. 24	@Charlotte	W 93-76	20-8	11-17	31-25	W2	Bosh-24	Bosh/Bargnani-11	Ford-4	Carroll/Morrison-13	17,091
57.	Feb. 26	@San Antonio	L 91-107	20-8	11-18	31-26	L1	Bargnani-17	Bosh/Nesterovic-9	Calderon-8	Parker-27	18,563
58.	Feb. 28	@Houston	W 106-90	20-8	12-18	32-26	W1	Bargnani-20	Bosh-9	Calderon/Ford/Bosh-6	McGrady-22	14,071
59.	Mar. 2	MILWAUKEE	L 81-94	20-9	12-18	32-27	L1	Bargnani-16	Bosh-10	Ford-9	Redd-21	18,816
60.	Mar. 3	@Cleveland	L 97-120	20-9	12-19	32-28	L2	Bosh-25	Ford-7	Ford-7	James-36	20,562
61.	Mar. 6	@Washington	L 109-129	20-9	12-20	32-29	L3	Bosh-25	Humphries-5	Ford-6	Arenas/Jamison-25	15,529
62.	Mar. 7	MEMPHIS	W 94-87	21-9	12-20	33-29	W1	Bosh-19	Bosh-9	Calderon-9	Miller-19	16,940
63.	Mar. 11	SEATTLE	W 120-119(OT)	22-9	12-20	34-29	W2	Bosh-27	Bosh-10	Ford-13	Allen-36	19,800
64.	Mar. 12	@Milwaukee	W 108-93	22-9	13-20	35-29	W3	Bosh-25	Bosh-10	Ford-9	Redd-29	13,411
65.	Mar. 14	NEW YORK	W 104-94	23-9	13-20	36-29	W4	Bosh-22	Bosh-8	Ford-18	Marbury-31	19,800
66.	Mar. 16	HOUSTON	L 100-114	23-10	13-20	36-30	L1	Ford-18	Bosh-19	Ford-8	McGrady-24	20,102
67.	Mar. 18	@New York	L 74-92	23-10	13-21	36-31	L2	Bosh-21	Humphries-9	Ford-3	Marbury-21	19,763
68.	Mar. 21	ORLANDO	W 92-85	24-10	13-21	37-31	W1	Bosh-34	Bosh-16	Ford-12	Hill-24	18,326
69.	Mar. 23	DENVER	W 121-94	25-10	13-21	38-31	W2	Peterson-23	Garbajosa-9	Ford-14	Smith/Weiza-20	20,120
70.	Mar. 26	@Boston	L 87-95	25-10	13-22	38-32	L1	Ford-28	Bosh-11	Ford-9	Pierce-23	14,708
71.	Mar. 28	MIAMI	W 96-83	26-10	13-22	39-32	W1	Parker-20	Bosh-18	Ford-9	O'Neal-17	19,800
72.	Mar. 30	@Washington	W 123-118(OT)	26-10	14-22	40-32	W2	Bosh-37	Bosh-14	Calderon-8	Arenas-34	20,173
73.	Apr. 1	CHARLOTTE	W 107-94	27-10	14-22	41-32	W3	Bosh-24	Bosh-16	Ford-8	Herrmann-22	19,023
74.	Apr. 3	@Miami	L 89-92	27-10	14-23	41-33	L1	Bosh-24	Bosh-11	Ford-7	O'Neal/Hastem-16	19,600
75.	Apr. 4	@Orlando	W 111-108	27-10	15-23	42-33	W1	Bosh-28	Bosh-10	Ford-8	Togolgu-37	16,911
76.	Apr. 6	@Philadelphia	W 94-85	27-10	16-23	43-33	W2	Bosh-23	Bosh-13	Ford/Calderon-6	Igoudala-20	17,566
77.	Apr. 8	CHICAGO	W 103-89	28-10	16-23	44-33	W3	Parker-27	Bosh-11	Calderon-8	Gordon-27	19,800
78.	Apr. 9	@Minnesota	W 111-100	28-10	17-23	45-33	W4	Parker-24	Bosh-13	Calderon-8	Davis-28	15,561
79.	Apr. 13	DETROIT	W 87-84	29-10	17-23	46-33	W5	Parker-21	Humphries-18	Ford-10	Hamilton-24	19,800
80.	Apr. 15	NEW YORK	W 107-105	30-10	17-23	47-33	W6	Bosh-23	Bosh-7	Ford-7	Curry-30	19,800
81.	Apr. 17	@Detroit	L 84-100	30-10	17-24	47-34	L1	Stokar-18	Peterson-13	Ford-10	Murray-16	22,076
82.	Apr. 18	PHILADELPHIA	W 119-122	30-11	17-24	47-35	L2	Jackson-30	Bosh-9	Martin-8	Green-37	19,800

## PLAYOFFS

NO.	DATE	OPPONENT	TOR/OPP	HOME	ROAD	TOTAL	SK	HIGH SCORING	HIGH REBOUNDS	HIGH ASSISTS	OPPONENT PTS	ATTENDANCE
1.	Apr. 21	NEW JERSEY	L 91-96	0-1	0-0	0-1	L1	Bosh-22	Nesterovic-10	Calderon-8	Jefferson-26	20,330
2.	Apr. 24	NEW JERSEY	W 89-83	1-1	0-0	1-1	W1	Parker-26	Bosh-13	Ford-6	Carter-19	20,239
3.	Apr. 27	@New Jersey	L 89-102	1-1	0-1	1-2	L1	Ford-27	Bosh-11	Ford-8	Carter-37	17,147
4.	Apr. 29	@New Jersey	L 81-102	1-1	0-2	1-3	L2	Bargnani-16	Bosh-10	Ford-5	Carter-27	20,032
5.	May 1	NEW JERSEY	W 98-96	2-1	0-2	2-3	W1	Calderon-25	Graham-10	Calderon-8	Carter-30	20,511
6.	May 4	@New Jersey	L 98-97	2-1	0-3	2-4	L1	Bosh-23	Peterson-8	Bosh-9	Kidd-15	20,032



**FRONT ROW (L-R):** Antonio Davis, Matt Bonner, Eric Williams, Jose Calderon, Mike James, Morris Peterson, Darrick Martin, Alvin Williams, Joey Graham, Pape Sow, Rafael Araujo. **BACK ROW (L-R):** Peter Gibson, Paul Elliott, Kevin DiPietro, Bob Peterson, Gene Keady, Jim Todd, Sam Mitchell, Wayne Embry, Charlie Villanueva, Chris Bosh, Loren Woods, Alex English, Jay Triano, Greg Spratt, Keith D'Amelio, Ray Chow, Rory Mullin.

## 2005-06 SEASON NOTES:

- The Raptors finished with a 27-55 record. The Raptors were 15-26 at home and 12-29 on the road.
- Toronto lost 15 of its first 16 games; including a franchise high nine games to start a season. They averaged a franchise-best 101.1 points per game.
- Toronto ranked fourth in the league in scoring (101.1) and second in fewest turnovers, averaging 13.06 per game.
- The Raptors set a franchise record with a .791 free throw percentage (second in the league) on a franchise-best 1,653 free throws made.
- Toronto shot .375 from beyond the arc - the second-highest three-point percentage in team history and seventh in the NBA.
- General Manager Rob Babcock was relieved of his duties January 26, 2006 and Special Advisor to the President, Wayne Embry was named Interim General Manager.
- On February 3, 2006, Toronto acquired Antonio Davis in exchange for Jalen Rose, a future first-round draft choice and an undisclosed amount of cash.
- Bryan Colangelo was introduced as President and General Manager of the Toronto Raptors on February 28, 2006.

PLAYER	G-GS	MIN	FG-FGA	PCT	3FG-FGA	PCT	FT-FTA	PCT	OFF	DEF	TOT	AST	PF-DQ	STL	TO	BLK	PTS	AVG
Bosh	70-70	2751	549-1087	.505	0-13	.000	474-581	.816	204	443	647	181	209-3	50	157	79	1572	22.5
James	79-79	2925	576-1228	.469	169-382	.442	283-338	.837	45	217	262	460	214-1	72	206	3	1604	20.3
Peterson	82-77	3140	478-1096	.436	177-448	.395	241-294	.820	65	316	381	190	223-2	104	126	15	1374	16.8
Villanueva	81-36	2361	435-940	.463	70-214	.327	113-160	.706	181	340	521	88	247-4	60	99	63	1053	13.0
Rose	46-22	1236	180-446	.404	31-115	.270	166-217	.765	15	114	129	113	101-3	20	65	10	557	12.1
Bonner	78-6	1710	209-467	.448	102-243	.420	63-76	.829	86	198	284	56	216-2	49	32	31	583	7.5
Graham	80-24	1581	198-414	.478	29-87	.333	108-133	.812	57	187	244	60	228-4	37	92	13	533	6.7
Calderon	64-11	1487	132-312	.423	7-43	.163	78-92	.848	30	111	141	288	93-0	42	101	4	349	5.5
Davis (TOT)	44-39	940	82-190	.432	0-1	.000	52-81	.642	90	118	208	21	125-0	23	51	10	216	4.9
Davis (TOR)	8-8	191	14-31	.452	0-0	---	7-20	.350	15	21	36	7	26-0	3	8	1	35	4.4
Barrett (TOT)	19-0	282	38-104	.365	2-14	.143	9-12	.750	9	16	25	52	13-0	15	0	0	87	4.6
Barrett (TOR)	17-0	261	35-97	.361	2-13	.154	6-9	.667	8	14	22	50	12-0	10	0	0	78	4.6
Sow	42-25	590	53-123	.431	0-0	---	41-57	.719	54	92	146	8	118-2	21	30	19	147	3.5
E. Williams	28-11	352	29-75	.387	5-18	.278	28-38	.737	10	40	50	15	55-0	7	15	2	91	3.3
Martin	40-0	339	34-97	.351	16-40	.400	18-24	.750	2	18	20	57	42-0	17	15	0	102	2.6
Araujo	52-34	601	53-145	.366	0-1	.000	15-28	.536	43	101	144	15	104-0	24	42	6	121	2.3
Woods	27-4	324	28-59	.475	0-1	.000	6-14	.429	44	66	110	4	49-0	9	16	23	62	2.3
Aa. Williams	14-3	99	10-19	.526	0-0	---	5-6	.833	5	10	15	1	28-0	4	5	3	25	1.8
Al. Williams	1-0	10	0-3	.000	0-2	.000	1-2	.500	0	3	3	0	0-0	0	0	0	1	1.0
<b>RAPTORS</b>	<b>82</b>	<b>19955</b>	<b>3013-6639</b>	<b>.454</b>	<b>608-1620</b>	<b>.375</b>	<b>1653-2089</b>	<b>.791</b>	<b>864</b>	<b>2291</b>	<b>3155</b>	<b>1593</b>	<b>1965-21</b>	<b>529</b>	<b>1071</b>	<b>272</b>	<b>8287</b>	<b>101.1</b>
<b>OPPONENTS</b>	<b>82</b>	<b>19955</b>	<b>3164-6448</b>	<b>.491</b>	<b>508-1363</b>	<b>.373</b>	<b>1696-2267</b>	<b>.748</b>	<b>835</b>	<b>2539</b>	<b>3374</b>	<b>1938</b>	<b>1834-10</b>	<b>518</b>	<b>1165</b>	<b>359</b>	<b>8532</b>	<b>104.0</b>

PLAYER	SINGLE-GAME HIGHS								AVERAGE PER GAME								CAREER HIGHS (C=SET, T=TIED)							
	MIN	REB	AST	ST	TO	BLK	PTS	MIN	REB	AST	STL	TO	BLK	PTS	FG	FGA	FT	FTA	REB	AST	PTS			
Bosh	51	17	8	3	6	4	37	39.3	9.2	2.6	0.71	2.2	1.13	22.5	16C	26C	17C	18	22	8C	37C			
James	48	11	13	5	6	1	39	37.0	3.3	5.8	0.91	2.6	0.04	20.3	15C	28C	18C	18C	11C	13C	39C			
Peterson	54	11	7	8	5	2	38	38.3	4.6	2.3	1.27	1.5	0.18	16.8	13C	27C	10C	12	14	8	38C			
Villanueva	53	18	4	4	4	4	48	29.1	6.4	1.1	0.74	1.2	0.78	13.0	20C	32C	5C	8C	18C	4C	48C			
Rose	44	7	7	3	5	1	31	26.9	2.8	2.5	0.43	1.4	0.22	12.1	18	34	15	18	14	20	44			
Bonner	37	13	4	4	3	3	16	21.9	3.6	0.7	0.63	0.4	0.40	7.5	8	14C	6C	6C	13C	4C	21			
Graham	43	9	5	3	4	3	19	19.8	3.1	0.8	0.46	1.2	0.16	6.7	7C	18C	7C	8C	9C	5C	19C			
Calderon	43	9	13	3	6	1	20	23.2	2.2	4.5	0.66	1.6	0.06	5.5	6C	11C	8C	9C	9C	13C	20C			
Davis (TOT)	37	14	3	2	3	2	16	21.4	4.7	0.5	0.52	1.2	0.23	4.9	13	22	15	17	19	8	31			
Davis (TOR)	37	7	3	1	2	1	8	23.9	4.5	0.9	0.38	1.0	0.13	4.4										
Barrett (TOT)	30	4	7	3	3	0	15	14.8	1.3	2.7	0.53	0.8	0.00	4.6	7C	15C	3T	4T	4T	12	15C			
Barrett (TOR)	30	4	7	3	3	0	15	15.4	1.3	2.9	0.59	0.8	0.00	4.6										
Sow	35	15	1	2	4	3	13	14.0	3.5	0.2	0.50	0.7	0.45	3.5	5C	9C	5C	6C	15C	1T	13C			
E. Williams	26	7	5	1	2	1	11	12.6	1.8	0.5	0.25	0.5	0.07	3.3	12	20	13	19	12	7	31			
Martin	28	5	12	2	2	0	18	8.5	0.5	1.4	0.43	0.4	0.00	2.6	10	21	15	15	6	13	38			
Araujo	28	9	2	2	3	1	14	11.6	2.8	0.3	0.46	0.8	0.12	2.3	7	12	5	6	14	2T	14T			
Woods	24	14	1	2	2	5	12	12.0	4.1	0.1	0.33	0.6	0.85	2.3	8	12T	8	12	14T	4	18			
Aa. Williams	16	6	1	2	2	2	8	7.1	1.1	0.1	0.29	0.4	0.21	1.8	11	18	9	10	19	6	27			
Al. Williams	10	3	0	0	0	1	10.0	3.0	0.0	0.00	0.00	0.0	1.0	12	21	12	12	11	14	14	32			
<b>RAPTORS</b>	<b>290</b>	<b>56</b>	<b>31</b>	<b>13</b>	<b>23</b>	<b>10</b>	<b>129</b>	<b>243.4</b>	<b>38.5</b>	<b>19.4</b>	<b>6.45</b>	<b>13.1</b>	<b>3.32</b>	<b>101.1</b>	<b>50</b>	<b>113C</b>	<b>41</b>	<b>49</b>	<b>65</b>	<b>39</b>	<b>129C</b>			
<b>OPPONENTS</b>	<b>290</b>	<b>58</b>	<b>37</b>	<b>15</b>	<b>22</b>	<b>14</b>	<b>140</b>	<b>243.4</b>	<b>41.1</b>	<b>23.6</b>	<b>6.32</b>	<b>14.2</b>	<b>4.38</b>	<b>104.0</b>	<b>61</b>	<b>109</b>	<b>46</b>	<b>60</b>	<b>68</b>	<b>44</b>	<b>152</b>			



# 2005-06 SEASON

NO.	DATE	OPPONENT	TOR/OPP	HOME	ROAD	TOTAL	SK	HIGH SCORING	HIGH REBOUNDS	HIGH ASSISTS	OPPONENT PTS	ATTENDANCE
1.	Nov. 2	WASHINGTON	L 96-99	0-1	0-0	0-1	L1	Rose-20	Bosh-14	James-7	Jamison-29	18,106
2.	Nov. 4	NEW JERSEY	L 92-102	0-2	0-0	0-2	L2	Calderon/Peterson-20	Peterson-8	Calderon-7	Jefferson-35	18,586
3.	Nov. 5	@Detroit	L 84-117	0-2	0-1	0-3	L3	Rose-25	Bosh/Rose-7	Calderon-10	Prince-27	22,076
4.	Nov. 7	CLEVELAND	L 93-105	0-3	0-1	0-4	L4	Bosh-26	Bosh-12	Calderon-7	James-27	18,281
5.	Nov. 11	UTAH	L 84-99	0-4	0-1	0-5	L5	Bosh-19	Bosh-10	James/Calderon-4	Okur-29	15,617
6.	Nov. 13	SEATTLE	L 121-126(OT)	0-5	0-1	0-6	L6	James-36	Villanueva-12	Calderon-12	Lewis-41	15,033
7.	Nov. 15	@Philadelphia	L 92-104	0-5	0-2	0-7	L7	Villanueva-27	Bosh-17	Rose-5	Iverson-34	12,211
8.	Nov. 16	PHILADELPHIA	L 115-121	0-6	0-2	0-8	L8	James-38	Bosh-10	James-9	Iverson-42	16,490
9.	Nov. 18	@Boston	L 93-100	0-6	0-3	0-9	L9	Bosh-24	Bosh-14	James-7	Pierce/Davis-26	17,002
10.	Nov. 20	MIAMI	W 107-94	1-6	0-3	1-9	W1	Bosh-27	Bosh/Villanueva-12	Calderon-9	Wade-33	17,594
11.	Nov. 22	@Phoenix	L 82-90	1-6	0-4	1-10	L1	Bosh-23	Bosh/Villanueva-8	James-6	Marion-28	16,259
12.	Nov. 23	@L.A. Clippers	L 100-103	1-6	0-5	1-11	L2	Bosh-24	Bosh-9	James-8	Maggette-30	15,927
13.	Nov. 25	@Sacramento	L 104-106	1-6	0-6	1-12	L3	Bosh-22	Peterson-9	Rose/Calderon-6	Bibby-25	17,317
14.	Nov. 26	@Golden State	L 91-117	1-6	0-7	1-13	L4	Bosh/Peterson-21	Peterson-8	Calderon-6	Richardson-25	17,119
15.	Nov. 28	DALLAS	L 91-93	1-7	0-7	1-14	L5	Bosh-26	Bosh-10	Calderon-8	Nowitzki-29	15,789
16.	Nov. 30	MEMPHIS	L 66-92	1-8	0-7	1-15	L6	Bosh-15	Bosh-8	Calderon-7	Stoudamire-19	14,993
17.	Dec. 2	@Atlanta	W 102-101	1-8	1-7	2-15	W1	Bosh-23	Villanueva-10	James-7	Johnson-34	12,261
18.	Dec. 3	@New Jersey	W 95-82	1-8	2-7	3-15	W2	Bosh-29	Bosh-13	Calderon-8	Kidd-17	14,613
19.	Dec. 6	@Washington	L 111-119(OT)	1-8	2-8	3-16	L1	Bosh-27	Bosh/Calderon-9	Calderon-13	Arenas-37	12,401
20.	Dec. 7	L.A. LAWERS	L 91-102	1-9	2-8	3-17	L2	Bosh-22	Bosh-10	Bosh-6	Odum-19	18,821
21.	Dec. 10	@Charlotte	W 111-103	1-9	3-8	4-17	W1	Bosh-30	Bosh-11	James-6	Knight-20	15,163
22.	Dec. 14	CHICAGO	L 94-105	1-10	3-8	4-18	L1	Bosh-25	Peterson-7	James/Calderon-6	Songaia-18	16,169
23.	Dec. 16	GOLDEN STATE	L 98-108	1-11	3-8	4-19	L2	Bosh-27	Villanueva-9	Calderon-11	Richardson-23	15,829
24.	Dec. 18	PHILADELPHIA	L 80-107	1-12	3-8	4-20	L3	Bosh-22	Tied with-7	Peterson-4	Iguodala-26	18,918
25.	Dec. 19	@Orlando	W 92-90	1-12	4-8	5-20	W1	Bosh/Peterson-19	Bosh-17	Martin-7	Francis-20	12,511
26.	Dec. 21	@Houston	W 94-81	1-12	5-8	6-20	W2	James-19	Bosh-8	Peterson/Calderon-7	Howard-21	14,901
27.	Dec. 23	@San Antonio	L 90-95	1-12	5-9	6-21	L1	Rose-19	Peterson-11	Calderon-5	Duncan-27	18,797
28.	Dec. 27	@Detroit	L 106-113	1-12	5-10	6-22	L2	Bosh-37	Bosh-11	Bosh-5	Hamilton-24	22,076
29.	Dec. 28	ATLANTA	W 108-102	2-12	5-10	7-22	W1	Bosh/James-28	James-6	James-6	Harrington-25	18,326
30.	Dec. 30	@Indiana	W 99-97	2-12	6-10	8-22	W2	Villanueva-25	Bosh-12	James-10	Jackson-23	18,345
31.	Jan. 3	@Atlanta	W 108-97	2-12	7-10	9-22	W3	James-28	Bosh-12	James-6	Johnson/Harrington/Pachulia-18	10,048
32.	Jan. 4	ORLANDO	W 121-97	3-12	7-10	10-22	W4	Villanueva-24	Araujo-9	James-7	Nelson-31	14,085
33.	Jan. 6	HOUSTON	W 112-92	4-12	7-10	11-22	W5	James-30	Bosh-16	James-8	McGrady-37	17,460
34.	Jan. 8	NEW JERSEY	L 104-105	4-13	7-10	11-23	L1	Bosh-27	Bonner-8	James-7	Carter-42	18,935
35.	Jan. 9	@Chicago	L 104-113	4-13	7-11	11-24	L2	Bosh-26	Bonner-9	James-13	Hinch-25	21,103
36.	Jan. 11	CHARLOTTE	W 95-86	5-13	7-11	12-24	W1	Bosh-29	Peterson-11	James-7	Jones-17	14,098
37.	Jan. 15	NEW YORK	W 129-103	6-13	7-11	13-24	W2	Rose-31	Bosh/Villanueva-6	Calderon-10	Curry-20	17,393
38.	Jan. 17	@Utah	L 98-111	6-13	7-12	13-25	L1	Bosh-27	Bosh/Bonner-6	James/Calderon-3	Okur-29	17,831
39.	Jan. 18	@Portland	L 94-96	6-13	7-13	13-26	L2	Rose-23	Bosh-9	James-7	Randolph-25	12,315
40.	Jan. 20	@Seattle	W 121-113	6-13	8-13	14-26	W1	Bosh-29	Bosh-13	Rose-7	Lewis-22	15,261
41.	Jan. 22	@L.A. Lakers	L 104-122	6-13	8-14	14-27	L1	James-26	Bosh-8	James-10	Byrant-81	18,997
42.	Jan. 23	@Denver	L 101-107	6-13	8-15	14-28	L2	James-22	Bonner-9	Bosh/James-4	Anthony-37	14,826
43.	Jan. 25	CHICAGO	L 88-104	6-14	8-15	14-29	L3	Bosh-20	Bosh-7	James-7	Duhon-26	14,198
44.	Jan. 27	@Milwaukee	L 87-108	6-14	8-16	14-30	L4	Bosh-21	Villanueva-6	Calderon-7	Simmons-18	14,867
45.	Jan. 29	SACRAMENTO	W 124-123(OT)	7-14	8-16	15-30	W1	Peterson-23	Peterson-10	Calderon-5	Bibby-42	16,573
46.	Feb. 1	WASHINGTON	W 117-112	8-14	8-16	16-30	W2	Bosh-33	Bosh-13	Tied with-4	Arenas-35	13,640
47.	Feb. 3	NEW YORK	W 104-90	9-14	8-16	17-30	W3	Bosh-29	Villanueva-9	James-7	Curry-17	15,858
48.	Feb. 5	L.A. CLIPPERS	L 113-115(OT)	9-15	8-16	17-31	L1	Bosh-29	Bosh-16	James-7	Brand-30	15,541
49.	Feb. 8	SAN ANTONIO	L 118-125(OT)	9-16	8-16	17-32	L2	James-36	Bosh-14	James-7	Parker-32	19,284
50.	Feb. 10	@Charlotte	W 88-73	9-16	9-16	18-32	W1	Villanueva-24	Bosh/Peterson-10	James-8	Carroll-26	17,472
51.	Feb. 12	PORTLAND	W 114-81	10-16	9-16	19-32	W2	Peterson-22	Bosh/Villanueva-9	James-6	Smith-11	15,014
52.	Feb. 13	@Minnesota	W 98-94	10-16	10-16	20-32	W3	James-27	Davis/Calderon-5	James-6	Garnett-23	14,911
53.	Feb. 15	@New York	L 96-98	10-16	10-17	20-33	L1	Bosh-25	Bosh-Peterson-7	James-9	Curry-18	18,901
54.	Feb. 21	@Memphis	L 88-94	10-16	10-18	20-34	L2	Bosh-26	Villanueva-10	Calderon-7	Gasol-21	15,385
55.	Feb. 25	@Dallas	L 113-115(OT)	10-16	10-19	20-35	L3	Bosh-29	Bosh-13	James-7	Nowitzki-32	19,791
56.	Feb. 27	@Miami	L 94-101	10-16	10-20	20-36	L4	James-26	Villanueva-11	Tied with-3	Wade-32	19,600
57.	Mar. 1	ATLANTA	L 111-113(OT)	10-17	10-20	20-37	L5	Bosh-27	Villanueva-11	Bosh-5	Harrington/Johnson-26	15,137
58.	Mar. 4	@New Jersey	L 100-105(OT)	10-17	10-21	20-38	L6	Peterson-25	Bosh/Villanueva-11	James-7	Carter-31	16,215
59.	Mar. 5	BOSTON	W 111-105	11-17	10-21	21-38	W1	Peterson-27	Bosh-10	James-6	Pierce-33	16,623
60.	Mar. 7	@Cleveland	L 99-106	11-17	10-22	21-39	L1	James-31	Villanueva-12	James-8	Murray-24	18,077
61.	Mar. 8	CLEVELAND	L 97-98	11-18	10-22	21-40	L2	Peterson-31	Bosh-14	James-5	James-35	19,800
62.	Mar. 10	DENVER	L 97-108	11-19	10-22	21-41	L3	James-26	Bosh-15	Calderon-5	Miller-23	17,806
63.	Mar. 12	INDIANA	W 93-89	12-19	10-22	22-41	W1	Peterson-25	Bosh-8	James-4	Jackson-26	17,573
64.	Mar. 14	@Philadelphia	W 111-97	12-19	11-22	23-41	W2	Bosh-31	Villanueva-14	Martin-12	Webber/Salmons-23	14,917
65.	Mar. 15	DETROIT	L 98-105	12-20	11-22	23-42	L1	James-24	Bosh-11	James-11	Billups-27	19,800
66.	Mar. 17	MILWAUKEE	W 97-96	13-20	11-22	24-42	W1	Bosh-27	Bosh-10	James-6	Simmons-21	17,273
67.	Mar. 21	@New York	W 114-109	13-20	12-22	25-42	W2	James-37	James/Villanueva-8	James-5	Frye-19	18,131
68.	Mar. 22	@Boston	L 96-110	13-20	12-23	25-43	L1	James-31	Bosh-11	Bosh-8	Pierce-32	18,624
69.	Mar. 24	MINNESOTA	W 97-77	14-20	12-23	26-43	W1	Peterson-21	Bosh-15	James-5	Garnett-15	17,493
70.	Mar. 26	@Milwaukee	L 116-125(OT)	14-20	12-24	26-44	L1	Villanueva-48	Villanueva-9	James-10	Redd-35	16,317
71.	Mar. 29	MIAMI	L 94-98	14-21	12-24	26-45	L2	Peterson-28	Villanueva-13	James-12	Wade-37	19,973
72.	Mar. 31	PHOENIX	L 126-140	14-22	12-24	26-46	L3	Peterson-38	Sow-15	James-10	Barbosa-28	19,800
73.	Apr. 2	NO/OKLA. CITY	L 113-120(2OT)	14-23	12-24	26-47	L4	Peterson-27	Villanueva-18	James-10	Paul-24	15,079
74.	Apr. 4	BOSTON	L 120-124	14-24	12-24	26-48	L5	Peterson-32	Bonner-13	Barrett/Peterson-6	Szczerbiaz/Pierce-22	16,598
75.	Apr. 5	@Indiana	L 103-111	14-24	12-25	26-49	L6	James-36	James/Villanueva-11	James-8	Stojakovic/Jackson-25	14,037
76.	Apr. 7	@NO/Okla. Cit	L 89-95	14-24	12-26	26-50	L7	James-36	Woods-10	James-4	West-19	18,854
77.	Apr. 9	CHARLOTTE	L 88-94	14-25	12-26	26-51	L8	James-32	Graham-9	James-10	Knight-19	17,679
78.	Apr. 11	@Miami	L 97-106	14-25	12-27	26-52	L9	James-32	Martin/Villanueva-5	James-6	Walker-32	19,600
79.	Apr. 12	@Orlando	L 96-103	14-25	12-28	26-53	L10	Peterson-23	Peterson-8	Peterson/James-5	Nelson-27	15,009
80.	Apr. 14	DETROIT	W 108-103	15-25	12-28	27-53	W1	James-39	Woods-11	Calderon-9	Hamilton-16	19,800
81.	Apr. 17	INDIANA	L 95-120	15-26	12-28	27-54	L1	Peterson-27	Woods-14	Calderon-8	Stojakovic-27	18,267
82.	Apr. 19	@Chicago	L 106-127	15-26	12-29	27-55	L2	Peterson/Villanueva-29	Villanueva-10	Calderon-5	Gordon-24	20,364



**FRONT ROW (L-R):** Omar Cook, Rafer Alston, Morris Peterson, Eric Williams, Aaron Williams, Jalen Rose, Chris Bosh, Donyell Marshall, Lamond Murray, Alvin Williams, Milt Palacio. **BACK ROW (L-R):** Kevin DiPetroy, Ray Chow, Paul Elliott, Micah Nori, Jim Todd, Sam Mitchell, Matt Bonner, Rafael Araujo, Loren Woods, Pape Sow, Rob Babcock, Alex English, Jay Triano, Mike McCollow, Greg Spratt, Shaun Brown, Sam Gibbs.

## 2004-05 SEASON NOTES:

- The Raptors finished with an identical record as the 2003-04 campaign, but they did not advance to the playoffs for a third consecutive season.
- Toronto scored a franchise-best 99.7 points per game, a 14.3-point differential from last season.
- The Raptors were 11-30 on the road.
- The Raptors played 14 of their first 21 games away from Air Canada Centre, dropping 12 of those road games, to start the season 7-14.
- Toronto ranked second in the league in three-point efficiency (.385) and third in fewest turnovers, averaging 13.26 per game.
- The Raptors set franchise records with 648 three-pointers to go along with 1,681 attempts.
- On December 17, 2004, Toronto traded franchise leading scorer guard/forward Vince Carter to New Jersey in exchange for forward Eric Williams, forward/centre Aaron Williams, centre Alonzo Mourning (since waived) and two first-round draft picks. The Raptors went 25-37 after the trade
- Forward Matt Bonner led all rookies in three-point efficiency (.424) and ranked second in field goal percentage (.533).

PLAYER	G-SS	MIN	FG-FGA	PCT	3FG-FGA	PCT	FT-FTA	PCT	OFF	DEF	TOT	AST	PF-DQ	STL	TO	BLK	PTS	AVG
Rose	81-65	2710	527-1159	.455	108-274	.394	333-390	.854	44	232	276	209	190-0	63	180	10	1495	18.5
Bosh	81-81	3017	473-1005	.471	3-10	.300	412-542	.760	194	524	718	153	226-3	76	187	113	1361	16.8
Carter	20-20	608	124-302	.411	19-59	.322	50-72	.694	28	38	66	61	56-0	25	22	15	317	15.9
Alston	80-78	2717	403-974	.414	139-389	.357	191-258	.740	42	237	279	514	212-0	118	170	7	1136	14.2
Peterson	82-61	2510	356-848	.420	129-335	.385	188-226	.832	71	269	340	169	219-2	91	93	18	1029	12.5
Marshall	65-2	1645	262-592	.443	151-363	.416	72-91	.791	95	333	428	81	136-0	57	42	46	747	11.5
E. Williams(TOT)	55-39	1322	142-330	.430	28-73	.384	112-161	.696	44	128	172	92	147-2	38	60	4	424	7.7
E. Williams(TOR)	34-18	583	55-145	.379	11-33	.333	38-53	.717	16	61	77	50	67-0	22	26	2	159	4.7
Bonner	82-0	1553	247-463	.533	39-92	.424	56-71	.789	108	177	285	48	220-1	39	40	19	589	7.2
Murray	62-1	918	132-310	.426	46-105	.438	61-80	.763	44	120	164	47	85-0	32	54	16	371	6.0
Palacio	80-4	1533	175-392	.446	2-12	.167	115-155	.742	26	108	134	279	126-0	48	104	13	467	5.8
Cook	5-0	74	10-24	.417	0-4	.000	3-5	.600	2	5	7	22	6-0	6	6	1	23	4.6
Woods	45-30	712	71-164	.433	0-1	.000	34-59	.576	81	139	220	17	78-0	8	37	39	176	3.9
Araujo	59-41	736	76-175	.434	1-3	.333	43-55	.782	59	126	185	16	157-0	21	52	8	386	3.3
Sow	27-4	255	23-58	.397	0-0	---	16-27	.593	18	39	57	2	46-0	12	10	4	62	2.3
Moiso	8-1	69	3-9	.333	0-1	.000	8-9	.889	6	17	23	0	7-0	2	6	3	14	1.8
Aa. Williams(TOT)	42-4	315	29-63	.460	0-0	---	15-17	.882	17	43	60	8	70-0	5	17	8	73	1.7
Aa. Williams(TOR)	23-4	165	15-36	.417	0-0	---	6-7	.857	10	19	29	2	45-0	1	6	3	36	1.6
<b>RAPTORS</b>	<b>82</b>	<b>19805</b>	<b>2952-6656</b>	<b>.444</b>	<b>648-1681</b>	<b>.385</b>	<b>1626-2101</b>	<b>.774</b>	<b>844</b>	<b>2444</b>	<b>3288</b>	<b>1670</b>	<b>1876-6</b>	<b>621</b>	<b>1087</b>	<b>317</b>	<b>8178</b>	<b>99.7</b>
<b>OPPONENTS</b>	<b>82</b>	<b>19805</b>	<b>3133-6708</b>	<b>.467</b>	<b>435-1222</b>	<b>.356</b>	<b>1610-2165</b>	<b>.744</b>	<b>991</b>	<b>2720</b>	<b>3711</b>	<b>1814</b>	<b>1795-13</b>	<b>507</b>	<b>1182</b>	<b>360</b>	<b>8311</b>	<b>101.4</b>

PLAYER	SINGLE-GAME HIGHS					AVERAGE PER GAME					CAREER HIGHS (C=SET, T=TEST)										
	MIN	REB	AST	ST	BLK	PTS	MIN	REB	AST	STL	TO	BLK	PTS	FG	FGA	FT	FTA	REB	AST	PTS	
Rose	47	10	8	5	6	1	35	33.5	3.4	2.6	0.78	2.2	1.12	18.5	18	34	15T	18C	14	20	44
Bosh	48	22	5	3	6	5	33	37.2	8.9	1.9	0.94	2.3	1.40	16.8	13C	22C	15C	18C	22C	5C	33C
Carter	40	9	6	3	3	2	26	30.4	3.3	3.1	1.25	1.1	1.75	15.9	20	36	22	27	15	12	51
Alston	50	9	15	5	8	1	29	34.0	3.5	6.4	1.48	2.1	0.09	14.2	10	21T	13C	15C	9C	15C	29C
Peterson	50	14	8	5	4	2	37	30.6	4.1	2.1	1.11	1.1	0.22	12.5	12T	22C	9C	12	14C	8T	37C
Marshall	44	15	4	4	3	4	38	25.3	6.6	1.2	0.88	0.6	0.71	11.5	16	26	11	14	24	9	38C
E. Williams(TOT)	42	8	6	3	4	1	22	24.0	3.1	1.7	0.69	1.1	0.07	7.7	12	20	13	19	12	7	31
E. Williams(TOR)	34	6	3	3	1	21	17.1	2.3	1.5	0.65	0.8	0.06	4.7	8	12	5C	5C	8C	3C	21C	
Bonner	38	8	3	2	3	2	21	18.9	3.5	0.6	0.48	0.5	0.23	7.2	8C	12C	5C	5C	8C	3C	21C
Murray	29	8	3	3	3	1	18	14.8	2.6	0.8	0.52	0.9	0.26	6.0	16	27	9	12	17	7	40
Palacio	46	9	9	5	6	2	19	19.2	1.7	3.5	0.60	1.3	0.16	5.8	9	15C	8	12	10	10	20
Cook	31	4	10	3	4	1	19	14.8	1.4	4.4	1.20	1.2	0.20	4.6	9C	14C	1C	2C	4C	10C	19C
Woods	28	14	2	2	3	4	17	15.8	4.9	0.4	0.18	0.8	0.87	3.9	8C	12C	8	12	14C	4	18
Araujo	26	14	2	3	6	2	14	12.5	3.1	0.3	0.36	0.9	0.14	3.3	7C	12C	5C	6C	14C	2C	14C
Sow	26	9	1	3	3	1	9	9.4	2.1	0.1	0.44	0.4	0.15	2.3	4C	8C	4C	4C	9C	1C	9C
Moiso	23	11	0	2	2	2	5	8.6	2.9	0.0	0.25	0.8	0.38	1.8	6	10	5	7	12	3	13
Aa. Williams(TOT)	20	7	2	3	3	1	9	7.5	1.4	0.2	0.12	0.4	0.19	1.7	11	18	9	10	19	6	27
Aa. Williams(TOR)	16	4	1	1	2	1	9	7.2	1.3	0.1	0.04	0.3	0.13	1.6	5	10	9	10	19	6	27
<b>RAPTORS</b>	<b>265</b>	<b>54</b>	<b>32</b>	<b>13</b>	<b>24</b>	<b>9</b>	<b>128</b>	<b>241.5</b>	<b>40.1</b>	<b>20.4</b>	<b>7.57</b>	<b>13.3</b>	<b>3.87</b>	<b>99.7</b>	<b>50</b>	<b>109</b>	<b>41</b>	<b>49</b>	<b>65</b>	<b>39</b>	<b>1281</b>
<b>OPPONENTS</b>	<b>265</b>	<b>64</b>	<b>32</b>	<b>13</b>	<b>23</b>	<b>10</b>	<b>129</b>	<b>241.5</b>	<b>45.3</b>	<b>22.1</b>	<b>6.18</b>	<b>14.4</b>	<b>4.39</b>	<b>101.4</b>	<b>61</b>	<b>109</b>	<b>46</b>	<b>60</b>	<b>68</b>	<b>44</b>	<b>152</b>

# 2004-05 SEASON

NO.	DATE	OPPONENT	TOR/OPP	HOME	ROAD	TOTAL	SK	HIGH SCORING	HIGH REBOUNDS	HIGH ASSISTS	OPPONENT PTS	ATTENDANCE
1.	Nov. 3	HOUSTON	W 95-88	1-0	0-0	1-0	W1	Bosh-20	Alston/Bosh/Woods-7	Alston-8	McGrady-21	19,800
2.	Nov. 5	DETROIT	W101-89	2-0	0-0	2-0	W2	Bosh-18	Woods-14	Carter-5	Billups/Hamilton-24	15,284
3.	Nov. 7	PORTLAND	W101-97	3-0	0-0	3-0	W3	Carter-25	Marshall-9	Marshall-9	Randolph-33	13,863
4.	Nov. 9	@Sacramento	L 92-108	3-0	0-1	3-1	L1	Alston/Rose-15	Woods-11	Palacio-5	Miller/Webb-21	17,317
5.	Nov. 10	@Utah	W104-95	3-0	1-1	4-1	W1	Bosh-20	Woods-9	Carter-5	Bell-20	19,683
6.	Nov. 12	@Seattle	L 87-88	3-0	1-2	4-2	L1	Bosh-19	Bosh-9	Alston-11	Allen-29	15,702
7.	Nov. 13	@Portland	L102-105	3-0	1-3	4-3	L2	Alston-27	Bosh-8	Alston-7	Randolph-27	16,362
8.	Nov. 16	@L.A. Clippers	L89-101	3-0	1-4	4-4	L3	Carter-21	Bosh-7	Alston-5	Jaric-23	14,985
9.	Nov. 17	@Denver	L106-112	3-0	1-5	4-5	L4	Rose-30	Moiso-11	Alston-6	Anthony-30	14,818
10.	Nov. 19	SEATTLE	L 94-101	3-1	1-5	4-6	L5	Carter-21	Bonner/Bosh-7	Lewis-27	16,886	
11.	Nov. 21	SAN ANTONIO	W 96-91	4-1	1-5	5-6	W1	Alston/Bosh-20	Bosh-10	Alston-11	Duncan-26	17,264
12.	Nov. 23	@Washington	L 86-102	4-1	1-6	5-7	L1	Carter-25	Woods/Bosh-10	Alston-13	Jamison-28	14,541
13.	Nov. 24	NEW YORK	W114-91	5-1	1-6	6-7	W1	Carter-22	Woods-10	Palacio-7	Marbury/Mohammed-25	18,192
14.	Nov. 27	@New York	L102-108	5-1	1-7	6-8	L1	Carter-19	Woods-10	Palacio-8	Crawford-30	19,763
15.	Nov. 28	WASHINGTON	L109-114(OT)	5-2	1-7	6-9	L2	Rose-29	Marshall/Woods-7	Alston-8	Hughes-33	16,121
16.	Nov. 30	@Miami	W 94-92	5-2	2-7	7-9	W1	Rose-24	Bosh-10	Alston/Carter-4	O'Neal-34	18,993
17.	Dec. 1	@Orlando	L108-129	5-2	2-8	7-10	L1	Carter-21	Woods-7	Alston-6	Francis-23	12,175
18.	Dec. 3	@Boston	L 89-91	5-2	2-9	7-11	L2	Rose-19	Marshall-11	Alston/Palacio-4	Blount-22	15,201
19.	Dec. 4	@Cleveland	L 97-105	5-2	2-10	7-12	L3	Alston-20	Bosh-10	Alston-10	Gooden/James-27	19,205
20.	Dec. 6	@New Jersey	L 86-88	5-2	2-11	7-13	L4	Carter-22	Marshall-9	Alston-8	Jefferson-26	11,227
21.	Dec. 8	@Detroit	L 86-90(OT)	5-2	2-12	7-14	L5	Marshall-22	Marshall-15	Alston/Palacio-6	Hamilton-19	22,076
22.	Dec. 10	DENVER	L 87-101	5-3	2-12	7-15	L6	Alston-25	Bosh-8	Alston-8	Anthony-28	17,197
23.	Dec. 12	MIAMI	L 98-106	5-4	2-12	7-16	L7	Rose-25	Woods-11	Alston-9	O'Neal/Wade-20	19,202
24.	Dec. 15	MINNESOTA	W 96-90	6-4	2-12	8-16	W1	Bosh-24	Bosh-14	Peterson-4	Garnett-23	16,888
25.	Dec. 17	@Indiana	L 86-89	6-4	2-13	8-17	L1	Rose-23	Woods-9	Peterson-6	Tinsley/Harrison-22	15,357
26.	Dec. 19	NEW JERSEY	W110-99	7-4	2-13	9-17	W1	Peterson-20	Peterson-6	Alston-7	Jefferson-38	16,938
27.	Dec. 20	@Houston	L102-114	7-4	2-14	9-18	L1	Bosh-16	Marshall-12	E. Williams/Marshall/Palacio-4	Yao-40	14,241
28.	Dec. 22	UTAH	W 98-86	8-4	2-14	10-18	W1	Marshall-22	Bosh/Marshall/E. Williams-8	Alston-14	Boezer-29	17,479
29.	Dec. 26	@Phoenix	L 94-106	8-4	2-15	10-19	L1	Rose-19	Marshall-9	Alston-3	Stoudemire-33	18,422
30.	Dec. 28	@L.A. Lakers	L 99-117	8-4	2-16	10-20	L2	Alston-13	Araujo/Bosh-10	Alston-11	Bryant-48	18,997
31.	Dec. 29	@Golden State	L105-111	8-4	2-17	10-21	L3	Rose-23	Marshall-12	Alston-9	Richardson-35	15,279
32.	Jan. 3	ORLANDO	W105-94	9-4	2-17	11-21	W1	Bosh-25	Bosh-12	Alston/Palacio-6	Francis-19	15,782
33.	Jan. 5	SACRAMENTO	W 96-93	10-4	2-17	12-21	W2	Bosh-23	Araujo-14	Alston-10	Bitby-32	18,288
34.	Jan. 7	MILWAUKEE	L105-107(OT)	10-5	2-17	12-22	L1	Rose/E. Williams-21	Marshall-14	Alston-8	Mason-23	16,537
35.	Jan. 9	GOLDEN STATE	W109-87	11-5	2-17	13-22	W1	Bosh/Peterson-21	Bosh-17	Alston-7	Robinson-18	14,372
36.	Jan. 12	BOSTON	W104-93	12-5	2-17	14-22	W2	Peterson-37	Bosh-11	Alston/Peterson-6	Pierce-23	15,108
37.	Jan. 14	@Philadelphia	L 96-106	12-5	2-18	14-23	L1	Marshall-20	Bosh-13	Alston-13	Iverson-32	18,001
38.	Jan. 16	NEW ORLEANS	W102-99	13-5	2-18	15-23	W1	Peterson-25	Bosh/Peterson-10	Alston-7	Nailon-32	14,422
39.	Jan. 17	@Minnesota	W100-91	13-5	3-18	16-23	W2	Marshall-22	Bosh-11	Alston-15	Szabeczki-25	16,632
40.	Jan. 19	NEW YORK	W 98-81	14-5	3-18	17-23	W3	Rose-24	Bosh-14	Alston/Rose-5	Mohammed-16	16,613
41.	Jan. 21	@Washington	L109-118	14-5	3-19	17-24	L1	Rose-32	Peterson-9	Alston-7	Dion/Jamison-26	15,424
42.	Jan. 23	CHARLOTTE	W103-92	15-5	3-19	18-24	W1	Peterson-26	Araujo/Bosh-8	Alston-8	Brezec-19	14,196
43.	Jan. 26	MIAMI	L 96-111	15-6	3-19	18-25	L1	Alston-29	Murray-8	Alston-8	O'Neal-33	19,800
44.	Jan. 28	@Charlotte	L 94-101	15-6	3-20	18-26	L2	Alston-20	Rose-6	Alston-8	Rush-21	15,986
45.	Jan. 30	PHOENIX	L105-123	15-7	3-20	18-27	L3	Bosh-27	Bonner-8	Palacio-9	Stoudemire-27	19,800
46.	Feb. 2	@Indiana	W 98-97	15-7	4-20	19-27	W1	Bosh-25	Bosh-15	Alston-7	Jackson-18	14,783
47.	Feb. 4	WASHINGTON	W103-100	16-7	4-20	20-27	W2	Rose-26	Bosh-11	Alston-8	Jamison-30	15,546
48.	Feb. 6	DALLAS	L113-122	16-8	4-20	20-28	L1	Bosh-29	Bosh-9	Alston-8	Nowitzki-30	17,896
49.	Feb. 8	@Cleveland	L 91-104	16-8	4-21	20-29	L2	Rose-21	Woods-8	Alston-9	Ilgaukas-23	17,036
50.	Feb. 9	MILWAUKEE	L107-110	16-9	4-21	20-30	L3	Rose-26	Bosh-9	Alston-12	Reid-29	14,269
51.	Feb. 11	PHILADELPHIA	L 91-106	16-10	4-21	20-31	L4	Rose-23	Rose-10	Bosh/Peterson/Rose-5	Iverson-30	19,800
52.	Feb. 13	L.A. CLIPPERS	W109-106	17-10	4-21	21-31	W1	Bosh-26	Bosh-10	Alston-8	Brand-26	15,721
53.	Feb. 16	CHICAGO	L115-121	17-11	4-21	21-32	L1	Bosh-28	Bosh/Rose-7	Alston-8	Hinrich-28	15,881
54.	Feb. 22	@New Jersey	W100-82	17-11	5-21	22-32	W1	Rose-30	Bosh-12	Alston-6	Carter-22	14,080
55.	Feb. 25	@Milwaukee	W106-102	17-11	6-21	23-32	W2	Bosh-27	Bosh/Marshall-8	Alston-7	Williams-21	15,883
56.	Feb. 27	L.A. LAKERS	W108-102	18-11	6-21	24-32	W3	Rose-26	Bosh-15	Palacio-7	Bryant-31	19,800
57.	Mar. 2	@San Antonio	L 86-92	18-11	6-22	24-33	L1	Bosh-16	Marshall-9	Palacio-6	Ginobili-17	17,795
58.	Mar. 4	@Memphis	L 75-86	18-11	7-23	24-34	L2	Rose-19	Marshall-9	Peterson-4	Battier-33	18,119
59.	Mar. 6	@New Orleans	W 95-84	18-11	7-23	25-34	W1	Bosh-33	Bosh-15	Alston-9	Nailon-18	10,638
60.	Mar. 7	@Dallas	L105-113	18-11	7-24	25-35	L1	Peterson-23	Bosh-8	Alston-7	Daniels-32	19,509
61.	Mar. 9	ORLANDO	W106-96	19-11	7-24	26-35	W1	Alston/Peterson-16	Bosh-15	Rose-8	Francis-27	17,362
62.	Mar. 11	ATLANTA	L112-116(OT)	19-12	7-24	26-36	L1	Rose-22	Bosh/Marshall-11	Alston-11	Lue-29	17,890
63.	Mar. 13	PHILADELPHIA	W128-110	20-12	7-24	27-36	W1	Marshall-38	Bosh/Marshall-10	Peterson-8	Iverson-32	19,800
64.	Mar. 16	@Boston	L109-110	20-12	7-25	27-37	L1	Rose-35	Marshall-9	Alston-6	Pierce/Walker-24	17,020
65.	Mar. 18	@Detroit	L 92-103	20-12	7-26	27-38	L2	Marshall-25	Marshall-12	Alston/Palacio-4	Billups-23	22,076
66.	Mar. 20	CLEVELAND	W105-98	21-12	7-26	28-38	W1	Rose-30	Marshall-10	Alston-6	James-56	19,800
67.	Mar. 23	CHICAGO	L 85-94	21-13	7-26	28-39	L1	Rose-30	Bosh/Rose-9	Alston-5	Curry-16	16,974
68.	Mar. 25	@Philadelphia	L101-103	21-13	7-27	28-40	L2	Marshall-26	Bosh-22	Alston-10	Iverson-36	18,521
69.	Mar. 26	@Atlanta	W109-104	21-13	8-27	29-40	W1	Bosh-32	Bosh-11	Palacio-6	Delk-21	16,648
70.	Mar. 29	@Miami	L 91-103	21-13	8-28	29-41	L1	Alston-19	Bosh-13	Alston/Rose-6	O'Neal-28	20,197
71.	Mar. 30	@Orlando	L 96-108	21-13	8-29	29-42	L2	Alston-17	Bosh-11	Rose-5	Hill-21	12,410
72.	Apr. 1	@Charlotte	W119-107	21-13	9-29	30-42	W1	Bosh-27	Marshall-12	Peterson/Palacio/Rose-4	Okafor-29	13,550
73.	Apr. 3	DETROIT	L103-113	21-14	9-29	30-43	L1	Peterson/Rose-22	Bosh-9	Rose-5	Billups-26	19,800
74.	Apr. 6	MEMPHIS	L 74-104	21-15	9-29	30-44	L2	Rose-19	Bosh-10	Bonner/Rose-3	Gasol-26	14,964
75.	Apr. 8	ATLANTA	W109-101(OT)	22-15	9-29	31-44	W1	Rose-30	Alston-8	Peterson-14	Drobniak-21	14,352
76.	Apr. 9	@Chicago	L 97-110	22-15	9-30	31-45	L1	Rose-19	Bosh-9	Alston-9	Hinrich-25	22,281
77.	Apr. 11	INDIANA	L 90-94	22-16	9-30	31-46	L2	Rose-26	Bosh-13	Alston-9	Miller-19	15,104
78.	Apr. 12	@New York	W105-93	22-16	10-30	32-46	W1	Bosh-29	Alston-9	Alston-7	Marbury-22	18,907
79.	Apr. 15	NEW JERSEY	L 90-101	22-17	10-30	32-47	L1	Rose-30	Peterson-8	Alston-7	Carter-39	19,800
80.	Apr. 17	BOSTON	L 98-103	22-18	10-30	32-48	L2	Rose-31	Bosh/Sow-7	Alston-6	Pierce-25	18,797
81.	Apr. 19	@Milwaukee	W127-109	22-18	11-30	33-48	W1	Rose-29	Sow-9	Cook-10	Mason-25	13,947
82.	Apr. 20	CLEVELAND	L 95-104	22-19	11-30	33-49	L1	Rose-25	Peterson-9	Cook-9	James-27	19,800



**FRONT ROW (L-R):** Donyell Marshall, Morris Peterson, Alvin Williams, Roger Mason Jr., Michael Curry, Vince Carter, Jalen Rose, Milt Palacio, Lamond Murray, Lony Baxter, Chris Bosh. **BACK ROW (L-R):** Graeme McIntosh, Ray Chow, Chuck Mooney, Shaun Brown, Jim Sann, Kevin O'Neill, Jerome Moiso, Robert Archibald, Michael Bradley, Tony Brown, Bob Beyer, Jay Triano, Ron Oliver, Kevin DiPietro, Paul Elliott. **ABSENT:** Micah Nori

## 2003-04 SEASON NOTES:

- The Raptors finished the season with a 33-49 record, nine more wins than the previous season.
- Toronto was 25-25 with one game left before the All-Star break and lost its next nine contests.
- Toronto ranked in the Top 10 in opponent points, field goal percentage, three-point field goal percentage, assists, steals and blocks.
- Offensively, the Raptors ranked last in points, free throw attempts and offensive rebounds.
- The Raptors set NBA season lows and franchise lows with 56 points in 19 field goals November 1 at Minnesota.
- The Raptors had 23 players suit up this season, second-most in franchise history.
- Vince Carter led the Raptors in scoring, averaging 22.5 points and ranked seventh in the NBA.
- Chris Bosh led all rookies in rebounds and blocks.
- Donyell Marshall was the only player in the league to finish in the Top 25 in rebounds, three-point field goal percentage and blocks.

PLAYER	G	GS	MIN	FG	FBA	PCT	FG	FBA	PCT	FT	FTA	PCT	OFF	DEF	TOT	AST	PF	DO	STL	TO	BLK	PTS	AVG
Carter	73	73	2785	608	1457	.417	93	243	.383	336	417	.806	95	254	349	348	212	1	88	223	65	1645	22.5
Rose (TOT)	66	64	2497	383	952	.402	69	202	.342	187	231	.810	34	232	266	329	184	2	51	208	22	1022	15.5
Rose (TOR)	50	50	1968	308	752	.410	46	148	.311	148	180	.822	27	175	202	273	139	2	39	171	18	810	16.2
Marshall (TOT)	82	74	2988	470	1020	.461	131	325	.403	134	182	.736	210	598	808	122	247	1	93	117	124	1205	14.7
Marshall (TOR)	66	66	2580	413	884	.467	120	298	.403	120	162	.741	182	527	709	94	200	0	80	95	104	1066	16.2
Bosh	75	63	2510	327	712	.459	5	14	.357	202	288	.701	191	366	557	78	215	2	59	107	106	861	11.5
Glover (TOT)	69	30	1643	230	589	.390	40	119	.336	120	156	.769	58	208	266	130	123	0	50	102	19	620	9.0
Glover (TOR)	14	4	178	25	65	.385	4	14	.286	10	14	.714	4	25	29	15	17	0	10	19	2	64	4.6
A. Williams	56	54	1730	201	496	.405	26	89	.292	66	85	.776	18	132	150	224	114	1	55	78	10	494	8.8
Davis	15	15	538	46	120	.383	0	0	---	37	49	.755	49	94	143	14	45	0	8	21	8	129	8.6
Peterson	82	29	2148	238	587	.405	126	340	.371	76	94	.809	35	226	261	113	206	0	88	69	14	678	8.3
Strickland (TOT)	61	10	1197	150	353	.425	10	36	.278	72	98	.735	34	121	155	244	76	0	35	85	11	382	6.3
Strickland (TOR)	15	1	282	28	84	.333	0	3	0.000	15	22	.682	10	27	37	59	17	0	8	18	4	71	4.7
Murray	33	4	518	76	215	.353	21	60	.350	24	35	.686	14	76	90	28	47	0	15	38	7	197	6.0
J. Williams	15	12	407	28	57	.491	0	1	0.000	21	29	.724	35	93	128	11	30	0	19	23	3	77	5.1
Palacio	59	13	1211	104	298	.349	4	26	.154	45	68	.662	15	87	102	184	90	0	41	87	11	257	4.4
Baxter	36	4	487	60	128	.469	0	1	0.000	30	56	.536	42	79	121	10	69	1	14	22	18	150	4.2
Jeffries	2	0	8	3	6	.500	2	3	.333	1	1	1.000	0	1	1	1	0	0	0	1	0	8	4.0
Blount (TOT)	62	3	1050	115	253	.455	0	3	0.000	15	27	.556	98	177	275	55	135	0	49	43	24	245	4.0
Blount (TOR)	16	0	294	18	47	.383	0	0	---	2	3	.667	22	47	69	10	49	0	11	8	5	38	2.4
Mason (TOT)	26	3	328	32	98	.327	13	39	.333	19	22	.864	1	30	31	26	36	1	11	20	6	96	3.7
Mason (TOR)	23	3	285	31	87	.356	12	33	.364	19	22	.864	1	27	28	23	31	1	10	18	6	93	4.0
Pargo	5	0	71	9	29	.310	0	5	0.000	0	0	---	0	4	4	12	7	0	4	5	1	18	3.6
Curry	70	15	1229	76	196	.388	3	15	.200	49	58	.845	22	65	87	53	153	1	23	48	5	204	2.9
Moiso	35	1	417	40	84	.476	0	1	0.000	22	38	.579	41	72	113	8	42	0	17	25	12	102	2.9
Brunson	3	0	10	2	4	.500	0	0	---	0	0	---	0	0	0	2	0	0	0	0	0	4	1.3
Bateer	7	0	40	4	7	.571	0	0	---	0	0	---	5	3	8	1	10	0	1	2	0	8	1.1
Archibald (TOT)	32	3	256	9	33	.273	0	0	---	14	31	.452	21	31	52	13	50	0	14	10	3	32	1.0
Archibald (TOR)	30	3	246	8	30	.267	0	0	---	13	27	.481	21	29	50	12	49	0	13	9	3	29	1.0
Bradler	5	0	38	1	3	.333	5	0	---	1	2	.500	1	10	11	1	6	0	1	3	0	3	0.6
<b>RAPTORS</b>	<b>82</b>	<b>19980</b>	<b>2654</b>	<b>6348</b>	<b>.418</b>	<b>461</b>	<b>1294</b>	<b>356</b>	<b>1237</b>	<b>1650</b>	<b>750</b>	<b>830</b>	<b>2419</b>	<b>3249</b>	<b>1574</b>	<b>1748</b>	<b>9</b>	<b>604</b>	<b>1164</b>	<b>402</b>	<b>7006</b>	<b>85.4</b>	
<b>OPPONENTS</b>	<b>82</b>	<b>19980</b>	<b>2722</b>	<b>6365</b>	<b>.428</b>	<b>273</b>	<b>889</b>	<b>307</b>	<b>1536</b>	<b>2055</b>	<b>747</b>	<b>1034</b>	<b>2662</b>	<b>3696</b>	<b>1518</b>	<b>1619</b>	<b>10</b>	<b>590</b>	<b>1196</b>	<b>333</b>	<b>7253</b>	<b>88.5</b>	

PLAYER	SINGLE-GAME HIGHS											AVERAGE PER GAME					CAREER HIGHS (G=SET-T=TIED)						PTS
	MIN	REB	AST	STL	TO	BL	PTS	MIN	REB	AST	STL	TO	BL	PTS	FG	FBA	FT	FTA	REB	DEF	OFF	BLK	
Carter	50	13	12	5	9	4	43	38.2	4.8	4.8	12.1	3.1	0.89	22.5	18	34	15	15	14	20	44		
Rose (TOT)	49	9	14	2	7	2	34	37.8	4.0	5.0	0.77	3.2	0.33	15.5	18	34	15	15	14	20	44		
Rose (TOR)	49	9	14	2	7	2	32	39.4	4.0	5.5	0.78	3.4	0.36	16.2	16	26	11	14	24C	9	37		
Marshall (TOT)	49	24	4	5	4	5	32	36.1	9.9	1.5	1.13	1.4	1.51	14.7	16	26	11	14	24C	9	37		
Marshall (TOR)	49	24	4	5	4	5	32	39.1	10.7	1.4	1.21	1.4	1.58	16.2	16	26	11	14	24C	9	37		
Bosh	46	16	4	3	6	6	33	33.3	7.4	1.0	0.79	1.4	1.41	11.5	8C	17C	10C	12C	16C	4C	25C		
Glover (TOT)	41	9	6	4	5	2	23	23.8	3.9	1.9	0.72	0.5	0.28	4.0	12	23	8	9	11	8	8		
Glover (TOR)	36	9	4	4	5	1	13	12.7	2.1	1.1	0.71	1.4	0.14	4.6	12	23	8	9	11	8	8		
A. Williams	46	8	9	4	4	1	20	30.9	2.7	4.0	0.98	1.4	0.18	8.8	12	21	12	12	11	14	32		
Davis	46	15	2	3	4	2	15	35.9	9.5	0.9	0.53	1.4	0.53	8.6	10C	21	12C	0C	0C	0C	2C		
Peterson	45	10	5	4	4	2	27	26.2	3.2	1.4	1.07	0.8	1.17	8.3	12	21	8	12	12	8	33		
Strickland (TOT)	37	8	16	4	2	2	15	19.6	2.5	4.0	0.57	1.4	0.18	6.3	15	25	16	18	12	20	37		
Strickland (TOR)	34	7	16	2	4	2	14	18.8	2.5	3.9	0.53	1.2	0.27	4.7	15	25	16	18	12	20	37		
Murray	32	7	5	2	5	1	15	15.7	2.7	0.8	0.45	1.2	0.21	6.0	16	27	9	12	17	7	40		
J. Williams	39	16	2	5	5	1	17	27.1	8.5	0.7	1.27	1.5	0.20	5.1	13	18	10	14	21	4	30		
Palacio	42	5	10	4	5	3	19	20.5	1.7	3.1	0.69	1.5	0.19	4.4	9	14T	8	12	10	10C	20		
Baxter	28	10	1	3	2	2	13	13.5	3.4	0.3	0.39	0.6	0.50	4.2	9	12	5T	7T	10T	3	19		
Jeffries	5	1	1	0	1	0	5	4.0	0.5	0.5	0.00	0.5	0.00	4.0	6	19	4	5	5	3	16		
Blount (TOT)	31	11	3	3	3	3	13	16.9	4.4	0.9	0.75	0.7	0.39	4.0	7	13	9	13	17	7	17		
Blount (TOR)	25	9	2	2	2	2	6	18.4	4.3	0.6	0.69	0.5	0.31	2.4	7	13	9	13	17	7	17		
Mason (TOT)	44	4	6	3	4	2	18	12.6	1.2	1.0	0.42	0.8	0.23	3.7	5C	13C	6C	7C	4C	6C	18C		
Mason (TOR)	44	4	6	3	4	2	18	12.4	1.2	1.0	0.43	0.8	0.26	4.0	10C	13C	6C	7C	4C	6C	18C		
Pargo	23	2	5	2	2	1	8	14.2	0.8	2.4	0.80	1.0	0.20	3.6	13	22	6	7	5	9	34		
Curry	32	4	3	3	1	1	10	17.6	1.2	0.8	0.33	0.7	0.07	2.9	11	15	8	8	7	8	25		
Moiso	37	12	3	3	4	2	11	11.9	3.2	0.2	0.49	0.7	0.34	1.9	6	10	5C	7C	12C	3T	13		
Brunson	5	0	1	0	0	0	2	3.3	0.0	0.7	0.00	0.0	0.00	1.3	7	15	7	8	6	12	19		
Bateer	14	3	1	1	1	0	2	5.7	1.1	0.1	0.14	0.3	0.00	1.1	5	13	5	5	8	6	12		
Archibald (TOT)	25	6	4	3	2	1	6	8.0	1.6	0.4	0.44	0.3	0.09	1.0	2C	4T	2T	4T	6T	4C	6C		
Archibald (TOR)	25	6	4	3	2	1	6	8.2	1.7	0.4	0.43	0.3	0.10	1.0	2C	4T	2T	4T	6T	4C	6C		
Bradler	10	5	1	1	0	0	3	7.6	2.2	0.2	0.20	0.2	0.00	0.6	7	11	5	7	15	4	16		
<b>RAPTORS</b>	<b>290</b>	<b>50</b>	<b>34</b>	<b>14</b>	<b>23</b>	<b>13</b>	<b>121</b>	<b>243.7</b>	<b>38.6</b>	<b>19.2</b>	<b>7.37</b>	<b>14.2</b>	<b>4.06</b>	<b>85.4</b>	<b>62</b>	<b>93</b>	<b>26</b>	<b>31</b>	<b>67</b>	<b>34</b>	<b>121</b>		
<b>OPPONENTS</b>	<b>290</b>	<b>50</b>	<b>31</b>	<b>29</b>	<b>13</b>	<b>12</b>																	

# 2003-04 SEASON



NO.	DATE	OPPONENT	TOR/OPP	HOME	ROAD	TOTAL	SK	HIGH POINTS	HIGH REBOUNDS	HIGH ASSISTS	OPPONENT PTS.	ATTENDANCE
1.	Oct. 29	NEW JERSEY	W 90- 87	1-0	0-0	1-0	W1	Carter-39	Davis/J. Williams-14	Murray/Palacio-4	Martin-26	18,217
2.	Oct. 31	WASHINGTON	W 82- 79	2-0	0-0	2-0	W2	Carter-26	Davis-15	A. Williams/Palacio-6	Arenas/Brown-16	14,183
3.	Nov. 1	@Minnesota	L 56- 73	2-0	0-1	2-1	L1	Carter-15	J. Williams-16	Carter/A. Williams-3	Garnett-20	15,869
4.	Nov. 6	DALLAS	W 77- 71	3-0	0-1	3-1	W1	Carter-19	Davis-12	Palacio-7	Nowitzki-27	17,556
5.	Nov. 7	@Washington	L 60- 86	3-0	0-2	3-2	L1	Carter-18	J. Williams-13	A. Williams-6	Francis-16	20,173
6.	Nov. 9	DENVER	W 89- 76	4-0	0-2	4-2	W1	Carter-34	J. Williams-13	Carter/Palacio-6	Anthony-19	16,888
7.	Nov. 11	@Portland	L 80- 83	4-0	0-3	4-3	L1	Carter-33	Davis-10	Palacio-10	Randolph-18	14,082
8.	Nov. 12	@L.A. Lakers	L 79- 94	4-0	0-4	4-4	L2	Carter-23	Bosh/Davis/J. Williams-8	Carter/Palacio-4	O'Neal-23	18,997
9.	Nov. 14	@Sacramento	L 64- 94	4-0	0-5	4-5	L3	Carter/Murray-13	Davis-10	Peterson/Palacio/A. Williams-2	Stojakovic-17	17,317
10.	Nov. 16	HOUSTON	W101- 97(2OT)	5-0	0-5	4-5	W1	Bosh-25	J. Williams-11	Carter-9	Francis-25	19,547
11.	Nov. 19	PHILADELPHIA	L 75- 81	5-1	0-5	5-6	L1	Carter-20	Davis-9	Carter-7	Jackson-23	19,800
12.	Nov. 22	@New Jersey	W 81- 80	5-1	1-5	6-6	W1	Carter-21	Bosh/Carter/L. Williams-6	Carter-9	Martin-26	13,755
13.	Nov. 23	MILWAUKEE	L 62- 82	5-2	1-5	6-7	L1	Carter-15	Davis/J. Williams-9	A. Williams-6	Kukoc-15	17,702
14.	Nov. 26	@Atlanta	W 99- 97(OT)	5-2	2-5	7-7	W1	Carter-43	Davis-11	A. Williams-6	Abdur-Rahim-30	11,730
15.	Nov. 28	@Orlando	W 87- 86	5-2	3-5	8-7	W2	Carter-20	Bosh/Davis-8	Carter-8	McGrady-31	13,375
16.	Nov. 29	@Miami	L 66- 78	5-2	3-6	8-8	L1	Murray-14	Bosh-10	Palacio/A. Williams-3	Wade-16	14,585
17.	Dec. 2	@Philadelphia	W 95- 88	5-2	4-6	9-8	W1	Marshall-27	Bosh-11	Carter-12	Iverson-35	17,899
18.	Dec. 3	BOSTON	W105- 95	6-2	4-6	10-8	W2	Marshall/Carter-21	Baxter-9	Carter-10	Pierce-23	18,552
19.	Dec. 5	ATLANTA	W 92- 87	7-2	4-6	11-8	W3	Carter/Rose-22	Rose-8	Rose-10	Terry-19	17,559
20.	Dec. 7	SEATTLE	W108- 98	8-2	4-6	12-8	W4	Carter-30	Bosh-16	Rose-10	Lewis/Radmanovic-20	17,779
21.	Dec. 9	@Cleveland	W100- 93	8-2	5-6	13-8	W5	Carter-22	Carter-8	Carter-7	James-21	16,939
22.	Dec. 12	@Boston	L111-114	8-2	5-7	13-9	L1	Carter-35	Marshall-9	Rose-14	Pierce-33	15,003
23.	Dec. 14	MIAMI	L 89- 90	8-3	5-7	13-10	L2	Marshall-25	Bosh-10	A. Williams-9	Wade-23	17,950
24.	Dec. 15	@Dallas	L 94-111	8-3	5-8	13-11	L3	Carter-21	Baxter-10	Carter-5	Walker-27	19,846
25.	Dec. 17	@San Antonio	L 70- 73	8-3	5-9	13-12	L4	Marshall-19	Marshall-14	A. Williams-7	Duncan-30	16,375
26.	Dec. 19	NEW YORK	W105- 99(OT)	9-3	5-9	14-12	W1	Rose-21	Marshall-19	Carter-8	Houston-33	19,233
27.	Dec. 21	ORLANDO	L 93-104	9-4	5-9	14-13	L1	Marshall-19	Marshall-19	A. Williams-8	McGrady-29	19,800
28.	Dec. 26	@Utah	L 94- 97(OT)	9-4	5-10	14-14	L2	Carter-30	Carter/Bosh-7	Rose-8	Bell-19	19,639
29.	Dec. 28	@L.A. Clippers	W 94- 88	9-4	6-10	15-14	W1	Rose-23	Marshall-9	Carter-5	Richardson-16	14,311
30.	Dec. 30	@Denver	W 81- 74	9-4	7-10	16-14	W2	A. Williams/Rose-17	Marshall-13	A. Williams-6	Anthony-19	19,099
31.	Jan. 2	NEW ORLEANS	L 74- 86	9-5	7-10	16-15	L1	Carter-22	Marshall-8	Carter-4	Davis-22	19,800
32.	Jan. 4	PHOENIX	W 83- 73	10-5	7-10	17-1	W1	Carter-23	Marshall-15	A. Williams-7	Marbury-17	19,029
33.	Jan. 7	CLEVELAND	W 75- 69	11-5	7-10	18-15	W2	Marshall/Carter-14	Marshall-13	Carter-5	James-21	19,874
34.	Jan. 9	L.A. CLIPPERS	L 68- 78	11-6	7-10	18-16	L1	Rose-26	Carter-10	A. Williams-7	Brand-19	18,405
35.	Jan. 11	PORTLAND	W 83- 72	12-6	7-10	19-16	W1	Carter-20	Marshall-11	Carter-7	McInnis-20	18,906
36.	Jan. 14	@Detroit	L 91- 95	12-6	7-11	19-17	L1	Carter-27	Marshall-16	Carter-8	Hamilton/Okur-27	18,473
37.	Jan. 15	@New Orleans	W 78- 74(OT)	12-6	8-11	20-17	W1	Rose-20	Marshall-12	Rose-6	Lynch-12	14,673
38.	Jan. 17	@Atlanta	L 70- 75	12-6	8-12	20-18	L1	Marshall-16	Marshall-12	A. Williams/Rose-5	Abdur-Rahim-20	13,928
39.	Jan. 19	@New York	L 79- 90	12-6	8-13	20-19	L2	Rose-22	Marshall-15	Rose-5	Marbury-28	19,308
40.	Jan. 21	MINNESOTA	L 97-108	12-7	8-13	20-20	L3	Marshall-22	Bosh/Marshall/Rose-5	Palacio/A. Williams-4	Cassell-30	18,846
41.	Jan. 23	@Milwaukee	L 86- 98	12-7	8-14	20-21	L4	Marshall-17	Bosh-6	Carter-8	Mason-20	15,813
42.	Jan. 25	@Chicago	L 89- 96	12-7	8-15	20-22	L5	Bosh-23	Bosh-10	Carter-8	Crawford-27	22,039
43.	Jan. 28	PHILADELPHIA	W 94- 84	13-7	8-15	21-22	W1	Marshall-19	Marshall-10	Rose-13	Robinson-16	17,708
44.	Jan. 30	DETROIT	L 89- 90(OT)	13-8	8-15	21-23	L1	Carter-31	Bosh-13	A. Williams-4	Hamilton-28	19,555
45.	Feb. 1	L.A. LAKERS	L 83- 84	13-9	8-15	21-24	L2	Carter-27	Bosh-14	Peterson-4	O'Neal-36	20,116
46.	Feb. 3	@Philadelphia	W 93- 80	13-9	9-15	22-24	W1	Carter-33	Marshall-14	Rose-5	Iverson-36	19,049
47.	Feb. 4	ORLANDO	W110- 90	14-9	9-15	23-24	W2	Marshall-32	Moiso-12	Carter-9	Howard-22	16,228
48.	Feb. 6	INDIANA	L 77- 83	14-10	9-15	23-25	L1	Marshall-24	Moiso-11	Carter-6	Artest-27	19,311
49.	Feb. 8	@Golden State	W 84- 81(OT)	14-10	10-15	24-25	W1	Carter-22	Marshall-13	Carter-4	Richardson-22	16,873
50.	Feb. 10	@Phoenix	W101- 94	14-10	11-15	25-25	W2	Carter-29	Marshall-11	Carter-6	Stoudemire-23	14,138
51.	Feb. 12	@Seattle	L 74- 94	14-10	11-16	25-26	L1	A. Williams-20	Marshall-17	Carter-7	Allen-23	14,239
52.	Feb. 17	@Chicago	L 73- 75	14-10	11-17	25-27	L2	Carter-21	Marshall-24	A. Williams-6	Crawford-25	17,822
53.	Feb. 18	SAN ANTONIO	L 82- 86	14-11	11-17	25-28	L3	Carter-22	Marshall-11	Carter-6	Duncan-26	17,119
54.	Feb. 20	NEW JERSEY	L 72- 91	14-12	11-17	25-29	L4	Marshall-17	Marshall-13	A. Williams-6	Jefferson-20	19,301
55.	Feb. 22	SACRAMENTO	L 81- 96	14-13	11-17	25-30	L5	Bosh-20	Marshall-13	A. Williams-9	Stojakovic-27	19,800
56.	Feb. 24	@New Jersey	L 74- 86	14-13	11-18	25-31	L6	Mason- 18	Moiso/Peterson-6	Palacio-5	Martin-25	12,829
57.	Feb. 25	WASHINGTON	L 74- 76	14-14	11-18	25-32	L7	Marshall-20	Bosh-9	Mason-6	Brown-16	17,291
58.	Feb. 27	@Boston	L 75- 88	14-14	11-19	25-33	L8	Marshall-19	Marshall-13	Mason/Palacio-4	Pierce-21	16,681
59.	Feb. 29	BOSTON	L 82- 91	14-15	11-19	25-34	L9	Palacio-19	Marshall-10	Palacio-8	Pierce-22	19,256
60.	Mar. 2	@MIAMI	W 89- 86	14-15	12-19	26-34	W1	Carter-27	Bosh-9	Carter-8	Odum-23	14,178
61.	Mar. 3	@Washington	L 70- 84	14-15	12-20	26-35	L1	Marshall-22	Marshall-10	Palacio-8	Arenas-27	13,921
62.	Mar. 5	NEW YORK	L103-109	14-16	12-20	26-36	L2	Carter-32	Marshall-11	Carter-8	Marbury-35	19,287
63.	Mar. 7	NEW ORLEANS	W 84- 76	15-16	12-20	27-36	W1	Carter-26	Marshall-13	Carter-8	Magloire-23	17,031
64.	Mar. 9	@Indiana	L 84- 94(OT)	15-16	12-21	27-37	L1	Carter-28	Marshall-13	Strickland-16	Artest-23	15,123
65.	Mar. 10	CLEVELAND	L 92-106	15-17	12-21	27-38	L2	Carter-19	Marshall-12	Strickland-6	Ilgasuskas-30	17,459
66.	Mar. 14	ATLANTA	W101- 84	16-17	12-21	28-38	W1	Carter-32	Bosh-16	Carter/Rose-7	Collier-21	17,628
67.	Mar. 17	UTAH	W 85- 81	17-17	12-21	29-38	W2	Carter-24	Carter-9	Rose-6	Girick-25	17,875
68.	Mar. 19	CHICAGO	L 91- 96	17-18	12-21	29-39	L1	Carter-30	Bosh-14	Rose-6	Curry-28	19,348
69.	Mar. 21	@New Orleans	W121-120(OT)	17-18	13-21	30-39	W1	Carter-42	Marshall-7	Carter-12	Davis-29	14,307
70.	Mar. 23	@Memphis	L 86- 95	17-18	13-22	30-40	L1	Carter-30	Marshall-17	Rose-5	Gasol-29	13,191
71.	Mar. 24	@Houston	L 89- 90(OT)	17-18	13-23	30-41	L2	Carter-26	Carter-13	Rose-7	Yao-25	14,388
72.	Mar. 26	@New York	L101-108	17-18	13-24	30-42	L3	Carter-40	Bosh-9	Rose-9	Marbury-38	19,763
73.	Mar. 28	MEMPHIS	L 88- 94	17-19	13-24	30-43	L4	Rose-18	Marshall-14	Carter-3	Gasol-23	19,088
74.	Mar. 31	GOLDEN STATE	L 78- 85	17-20	13-24	30-44	L5	Carter-22	Marshall-16	Rose-4	Richardson-25	17,116
75.	Apr. 2	@Indiana	L 64- 84	17-20	13-25	30-45	L6	Rose-22	Bosh-7	Strickland-4	Artest-21	17,775
76.	Apr. 4	MILWAUKEE	L 83- 90	17-21	13-25	30-46	L7	Rose-21	Marshall-16	Rose-7	Skinner-19	17,276
77.	Apr. 6	@Cleveland	W 87- 86	17-21	14-25	31-46	W1	Carter-32	Marshall-11	Rose-6	James-21	20,071
78.	Apr. 7	INDIANA	L 90- 94	17-22	14-25	31-47	L1	Marshall-26	Marshall-10	Rose-8	O'Neal-22	17,554
79.	Apr. 9	@Detroit	L 66- 74	17-22	14-26	31-48	L2	Bosh/Carter-18	Marshall-11	Carter-5	Hamilton-20	17,676
80.	Apr. 11	CHICAGO	L108-114(OT)	17-23	14-26	31-49	L3	Rose-32	Marshall-16	Rose-6	Crawford-50	17,362
81.	Apr. 13	DETROIT	W 87- 78	18-23	14-26	32-49	W1	Marshall-27	Marshall-16	Rose/Peterson-5	Prince-21	18,273
82.	Apr. 14	@Milwaukee	W 89- 87	18-23	15-26	33-49	W2	Carter-23	Marshall-13	Rose-6	Mason-27	16,085





**FRONT ROW (L-R):** Rafer Alston, Chris Jefferies, Michael Bradley, Lindsey Hunter, Alvin Williams, Vince Carter, Antonio Davis, Morris Peterson, Jerome Williams, Voshon Lenard, Lamond Murray. **BACK ROW (L-R):** Jerome Camacho, Kevin DiPietro, Ray Chow, Ron De Angelo, Bryan James, Chuck Mooney, Mamadou N'diaye, Eric Montross, Jelani McCoy, Lenny Wilkens, Dick Helm, Craig Neal, Walker D. Russell, Jay Triano, Ken Olynky, Micah Nori, Danny Aning.

## 2002-03 SEASON NOTES:

- The Raptors did not dress a full 12-man roster all season and set the NBA record for most man-games lost due to injury or illness at 519.
- Morris Peterson was the only Raptor, and fifth player in franchise history, to play in all 82 games.
- Vince Carter missed 39 games and Antonio Davis 29, Eric Montross, Lamond Murray and Hakeem Olajuwon spent the entire season on the injured list.
- Toronto was 1-17 in the second game of back-to-back contests with their lone win coming April 2 at Detroit.
- Alvin Williams became the Raptors' all-time games played leader (315) Jan. 5 vs. New Orleans.
- Vince Carter was voted into the starting lineup for the All-Star Game for the third consecutive year but deferred his starting position to Michael Jordan.
- Jerome Williams averaged a career-high 9.7 points and 33.0 minutes, a Raptors-high 9.2 rebounds, and finished sixth in the NBA in steal-to-turnover.
- Alvin Williams averaged a career-high 13.2 points, finishing the season in the Top 20 in both assist-to-turnover (3.25) and steal-to-turnover ratios (0.87).
- Vince Carter became the franchise leader in minutes played, three-point field goals and three-point field goal attempts.

PLAYER	G-6S	MIN	FG-FGA	PCT	3FG-FGA	PCT	FT-FTA	PCT	OFF	DEF	TOT	AST	PF-DQ	STL	TO	BLK	PTS	AVG
Carter	43-42	1471	355-760	.467	45-131	.344	129-160	.806	59	129	188	143	121-2	48	74	41	884	20.6
Lenard	63-24	1929	325-809	.402	92-252	.365	156-194	.804	48	164	212	144	156-1	59	103	21	898	14.3
Peterson	82-80	2949	421-1073	.392	116-344	.337	195-247	.789	97	266	363	188	232-1	88	128	32	1153	14.1
Davis	53-52	1894	261-641	.407	0-0	---	216-280	.771	130	307	437	131	150-0	23	118	62	738	13.9
A. Williams	78-78	2638	396-905	.438	48-146	.329	187-239	.782	55	190	245	416	170-0	111	128	21	1027	13.2
J. Williams	71-63	2346	267-535	.499	1-6	.167	156-281	.555	231	419	650	95	197-2	116	98	26	691	9.7
Hunter	29-0	673	106-302	.351	34-107	.318	34-47	.723	15	44	59	71	50-1	35	57	5	280	9.7
Alston	47-4	980	139-335	.415	51-130	.392	37-54	.685	21	86	107	192	120-0	38	86	10	366	7.8
McCoy	67-25	1367	194-395	.491	0-0	---	69-126	.548	95	260	355	43	162-2	28	96	60	457	6.8
Brown	5-3	115	11-35	.314	0-2	.000	6-8	.750	3	12	15	3	14-0	1	6	0	28	5.6
N'diaye	22-8	364	43-96	.448	0-0	---	34-47	.723	29	53	82	7	58-0	8	21	32	120	5.5
Bradley	67-11	1314	151-314	.481	1-6	.167	35-67	.522	162	247	409	67	125-0	16	76	32	338	5.0
Foster	29-9	539	47-122	.385	1-4	.250	26-32	.813	30	72	102	13	82-1	1	30	9	121	4.2
Jefferies	51-10	666	75-194	.387	18-54	.333	29-43	.674	16	43	59	22	56-0	19	45	16	197	3.9
Huffman	7-0	76	9-25	.360	0-0	---	5-8	.625	9	14	23	5	13-0	1	3	3	23	3.3
Jackson	24-1	286	21-68	.309	1-9	.111	23-27	.852	10	15	25	39	24-0	9	19	3	66	2.8
Baston	16-0	106	15-25	.600	0-0	---	10-12	.833	4	19	23	0	16-0	4	6	11	40	2.5
Long (TOT)	26-0	211	28-75	.373	2-3	.667	2-10	.200	21	39	60	6	35-0	5	20	11	60	2.3
Long (TOR)	7-0	80	9-25	.360	1-2	.500	1-5	.200	8	12	20	4	13-0	3	11	3	20	2.9
Hamilton	3-0	12	2-5	.400	0-0	---	2-2	1.000	1	3	4	0	2-0	1	1	0	6	2.0
<b>RAPTORS</b>	<b>82</b>	<b>19805</b>	<b>2847-6664</b>	<b>.427</b>	<b>409-1193</b>	<b>.343</b>	<b>1350-1879</b>	<b>.718</b>	<b>1023</b>	<b>2355</b>	<b>3378</b>	<b>1583</b>	<b>1761-10</b>	<b>609</b>	<b>1181</b>	<b>392</b>	<b>7453</b>	<b>90.9</b>
<b>OPPONENTS</b>	<b>82</b>	<b>19805</b>	<b>3037-6592</b>	<b>.461</b>	<b>370-986</b>	<b>.375</b>	<b>1490-1964</b>	<b>.759</b>	<b>976</b>	<b>2601</b>	<b>3577</b>	<b>1729</b>	<b>1702-7</b>	<b>604</b>	<b>1125</b>	<b>406</b>	<b>7934</b>	<b>96.8</b>

PLAYER	SINGLE-GAME HIGHS					AVERAGE PER GAME					CAREER HIGHS (G=S, T=TESTED)										
	MIN	REB	AST	ST	BLK	PTS	MIN	REB	AST	STL	TO	BLK	PTS	FG	FGA	FT	FTA	REB	AST	PTS	
Carter	41	11	9	6	4	43	34.2	4.4	3.3	1.2	1.7	0.95	20.6	20	36	22	27	15	11	51	
Lenard	45	10	6	5	5	30	30.6	3.4	2.3	0.94	1.6	0.33	14.3	13	22	9T	11	12	8	38	
Peterson	47	12	6	4	6	33	36.0	4.4	2.3	1.07	1.6	0.39	14.1	12C	21C	8T	12C	12C	8	33C	
Davis	45	16	8	2	6	5	27	35.7	8.2	2.5	0.43	2.2	1.17	13.9	13	22	15	17	19	8C	31
A. Williams	46	8	11	5	5	2	32	33.8	3.1	5.3	1.42	1.6	0.27	13.2	12T	21T	12C	12C	11	14	32C
J. Williams	45	20	4	8	7	2	30	33.0	9.2	1.3	1.63	1.4	0.37	9.7	13C	18C	10	14	21	4T	30C
Hunter	36	7	7	4	5	1	23	23.2	2.0	2.4	1.21	2.0	0.17	9.7	12	26	16	18	11	15	35
Alston	46	8	11	4	5	4	23	20.9	2.3	4.1	0.81	1.8	0.32	7.8	10C	19C	8C	9C	8C	11C	23C
McCoy	36	15	4	3	5	4	16	20.4	5.3	0.6	0.42	1.4	0.90	6.8	7C	15C	4	8	15C	4T	16C
Brown	36	8	2	1	2	0	13	23.0	3.0	0.6	0.20	1.2	0.00	5.6	6C	10C	4	5	8C	2T	13C
N'diaye	30	10	2	1	3	8	13	16.5	3.7	0.3	0.36	1.0	1.45	5.5	5C	10C	6T	7C	10C	2C	13C
Bradley	42	15	4	2	6	3	16	19.6	6.1	1.0	0.24	1.1	0.48	5.0	7C	11C	5C	7C	15C	4C	16C
Foster	33	9	2	1	3	2	11	18.6	3.5	0.4	0.03	1.0	0.31	4.2	8	14	7	8	15	4	18
Jefferies	45	4	3	2	4	2	15	13.1	1.2	0.4	0.37	0.9	0.31	3.9	6C	19C	4C	6C	4C	3C	15C
Huffman	22	9	3	1	1	2	10	10.9	3.3	0.7	0.14	0.4	0.43	3.3	4C	7C	2C	2C	9C	3C	10C
Jackson	35	3	5	3	5	1	10	11.9	1.0	1.6	0.38	0.8	0.13	2.8	5C	11C	6C	6T	6	11	10T
Baston	15	9	0	2	2	3	8	6.6	1.4	0.0	0.25	0.4	0.69	2.5	3C	5C	6C	6C	9C	0C	8C
Long (TOT)	24	7	2	1	6	2	10	8.1	2.3	0.2	0.19	0.8	0.42	2.3	6	14	4	6	12	2T	13
Long (TOR)	24	6	2	1	6	1	10	11.4	2.9	0.6	0.43	1.6	0.43	2.9							
Hamilton	6	4	0	1	1	0	4	4.0	1.3	0.0	0.33	0.3	0.00	2.0	8	15	8	11	16	1	20
<b>RAPTORS</b>	<b>265</b>	<b>53</b>	<b>29</b>	<b>17</b>	<b>30</b>	<b>14</b>	<b>122</b>	<b>241.5</b>	<b>41.2</b>	<b>19.3</b>	<b>7.43</b>	<b>14.4</b>	<b>4.78</b>	<b>90.9</b>	<b>50</b>	<b>109</b>	<b>41</b>	<b>49</b>	<b>65</b>	<b>39</b>	<b>128</b>
<b>OPPONENTS</b>	<b>265</b>	<b>68</b>	<b>36</b>	<b>16</b>	<b>26</b>	<b>12</b>	<b>125</b>	<b>241.5</b>	<b>43.6</b>	<b>21.1</b>	<b>7.37</b>	<b>13.7</b>	<b>4.95</b>	<b>96.8</b>	<b>61</b>	<b>109T</b>	<b>41</b>	<b>55</b>	<b>68T</b>	<b>44</b>	<b>152</b>

NO.	DATE	OPPONENT	TOR/OPP	HOME	ROAD	TOTAL	SK	HIGH POINTS	HIGH REBOUNDS	HIGH ASSISTS	OPPONENT PTS.	ATTENDANCE
1.	Oct. 30	WASHINGTON	W 74-68	1-0	0-0	1-0	W1	Peterson-20	Davis-16	A. Williams-6	Stackhouse-19	20,165
2.	Nov. 1	@San Antonio	L 72-91	1-0	0-1	1-1	L1	Carter-18	McCoy-15	Hunter-3	Duncan-22	18,787
3.	Nov. 2	@Houston	L 76-88	1-0	0-2	1-2	L2	Hunter-17	Bradley/Peterson-7	A. Williams-3	Franco-28	16,285
4.	Nov. 4	CHICAGO	W 109-105(OT)	2-0	0-2	2-2	W1	A. Williams-25	J. Williams-12	A. Williams-8	Marshall-32	17,441
5.	Nov. 6	DALLAS	L 92-106	2-1	0-2	2-3	L1	Lenard-20	J. Williams-9	Hunter-6	Nowitzki-28	19,800
6.	Nov. 9	@Indiana	L 84-108	2-1	0-3	2-4	L2	Lenard-22	Bradley-10	A. Williams-7	B. Miller-23	15,365
7.	Nov. 12	@Orlando	W 115-109	2-1	1-3	3-4	W1	A. Williams-32	Peterson-12	Lenard/J. Williams-4	McGrady-38	13,402
8.	Nov. 15	DENVER	W 84-79	3-1	1-3	4-4	W2	Lenard-19	J. Williams-9	Lenard-6	Posy-24	18,985
9.	Nov. 17	UTAH	L 78-82	3-2	1-3	4-5	L1	A. Williams-20	Davis/McCoy-8	A. Williams-6	Harping-23	19,800
10.	Nov. 18	@Atlanta	L 92-117	3-2	1-4	4-6	L2	Lenard/A. Williams-17	Lenard/Peterson-6	A. Williams-5	Abdur-Rahim-27	6,374
11.	Nov. 20	INDIANA	L 95-97	3-3	1-4	4-7	L3	Lenard-22	Davis-10	A. Williams-6	Harrington-22	19,206
12.	Nov. 22	@Philadelphia	L 80-90	3-3	1-5	4-8	L4	Davis-27	Davis-12	A. Williams-6	Iverson-31	19,410
13.	Nov. 24	PHILADELPHIA	L 84-94	3-4	1-5	4-9	L5	A. Williams-25	Davis/J. Williams-8	Lenard/A. Williams-5	Iverson-37	19,800
14.	Nov. 27	NEW YORK	L 81-87	3-5	1-5	4-10	L6	Davis-20	Foster-9	A. Williams-7	Iverson-30	19,800
15.	Nov. 29	@Boston	W 98-95	3-5	2-5	5-10	W1	Peterson-31	Foster-9	A. Williams-11	Walker-31	18,624
16.	Dec. 1	@Memphis	W 92-87	3-5	3-5	6-10	W2	Carter-27	Davis-12	A. Williams-8	Battier-14	13,213
17.	Dec. 2	@Dallas	L 102-113	3-5	3-6	6-11	L1	A. Williams-27	Davis-9	A. Williams-7	Nash-25	19,696
18.	Dec. 4	@New Orleans	L 74-89	3-5	3-7	6-12	L2	Carter-26	Davis-11	Jackson-5	Davis-18	13,342
19.	Dec. 6	CHICAGO	W 103-89	4-5	3-7	7-12	W1	Lenard-23	Carter-10	Carter/A. Williams-5	Curry-19	18,862
20.	Dec. 8	PORTLAND	L 91-104	4-6	3-7	7-13	L1	Carter-25	Bradley/J. Williams-10	A. Williams-7	Wells-29	18,645
21.	Dec. 11	@Cleveland	L 83-96	4-6	3-8	7-14	L2	Lenard-24	J. Williams-8	Hunter/Jackson/Lenard-4	Wagner-33	9,090
22.	Dec. 13	SEATTLE	L 79-91	4-7	3-8	7-15	L3	Hunter-21	McCoy/Peterson-7	Jackson/Peterson-4	Payton-21	18,111
23.	Dec. 15	WASHINGTON	L 82-95	4-8	3-8	7-16	L4	Hunter-22	McCoy-10	Lenard/A. Williams-5	Stackhouse-28	19,800
24.	Dec. 17	@Milwaukee	W 122-117(OT)	4-8	4-8	8-16	W1	Lenard-23	Huffman/McCoy-9	A. Williams-7	Allen-37	15,926
25.	Dec. 18	@Chicago	L 83-96	4-8	4-9	8-17	L1	Peterson-22	McCoy/J. Williams-11	Hunter/A. Williams-4	Rose-20	16,111
26.	Dec. 20	MIAMI	L 77-97	4-9	4-9	8-18	L2	Lenard-19	J. Williams-9	Jackson-3	C. Butler-25	19,235
27.	Dec. 22	L.A. LAKERS	L 107-109(OT)	4-10	4-9	8-19	L3	Peterson-27	J. Williams-12	A. Williams-6	Bryant/Neal-31	19,800
28.	Dec. 26	@Seattle	L 88-97	4-10	4-10	8-20	L4	Lenard-27	J. Williams-11	A. Williams-6	Payton-35	16,139
29.	Dec. 27	@Golden State	L 96-101	4-10	4-11	8-21	L5	Lenard/A. Williams-17	Bradley-15	Lenard-4	Arenas-22	16,487
30.	Dec. 29	@L.A. LAKERS	L 88-104	4-10	4-12	8-22	L6	Peterson-18	McCoy/Peterson-5	A. Williams-6	O'Neal-35	18,997
31.	Dec. 30	@Utah	L 85-107	4-10	4-13	8-23	L7	Lenard/Peterson-18	McCoy/Peterson-6	Lenard/A. Williams-5	Malone-24	19,911
32.	Jan. 1	@New York	L 75-95	4-10	4-14	8-24	L8	A. Williams-15	McCoy-15	A. Williams-5	Thomas-26	18,540
33.	Jan. 3	CLEVELAND	L 80-81	4-11	4-14	8-25	L9	A. Williams-25	J. Williams-18	Hunter-7	Davis-29	17,667
34.	Jan. 5	NEW ORLEANS	L 84-99	4-12	4-14	8-26	L10	Peterson-17	McCoy-8	A. Williams-7	Mashburn-22	18,568
35.	Jan. 6	@Detroit	L 74-82	4-12	4-15	8-27	L11	Davis-21	J. Williams-15	Peterson-5	Robinson-25	16,239
36.	Jan. 10	NEW JERSEY	L 79-94	4-13	4-15	8-28	L12	Alston-17	J. Williams-10	A. Williams-Peterson-4	Kidd-25	19,314
37.	Jan. 12	MINNESOTA	W 105-91	5-13	4-15	9-28	W1	Peterson-21	J. Williams-14	A. Williams-8	Garnett-26	19,800
38.	Jan. 14	@Washington	W 84-75	5-13	5-15	10-28	W2	Peterson-21	J. Williams-20	Alston-11	Jordan-22	20,173
39.	Jan. 15	MILWAUKEE	L 87-99	5-14	5-15	10-29	L1	Peterson-22	J. Williams-17	Davis/Alston-5	Cassell-19	18,357
40.	Jan. 17	@New Jersey	L 77-88	5-14	5-16	10-30	L2	Peterson-20	J. Williams-15	Alston-8	Kidd-18	17,107
41.	Jan. 19	ORLANDO	L 93-101	5-15	5-16	10-31	L3	Peterson-25	J. Williams-10	A. Williams-9	McGrady-35	19,800
42.	Jan. 20	@Minnesota	L 81-89	5-15	5-17	10-32	L4	Lenard-22	J. Williams-13	Alston/A. Williams-5	Garnett-19	14,773
43.	Jan. 22	@Indiana	L 98-101	5-15	5-18	10-33	L5	Lenard-19	J. Williams-14	A. Williams-9	Strickland-19	15,488
44.	Jan. 26	SACRAMENTO	W 101-97	6-15	5-18	11-33	W1	Carter-22	J. Williams-14	Alston-7	Bibby-30	19,800
45.	Jan. 29	@New Orleans	L 83-104	6-15	5-19	11-34	L1	Lenard-16	Davis-7	Peterson-6	Wesley-25	13,014
46.	Jan. 31	INDIANA	W 102-90	7-15	5-19	12-34	W1	Davis-20	Davis/J. Williams-10	A. Williams-7	B. Miller-20	18,977
47.	Feb. 2	L.A. CLIPPERS	W 100-86	8-15	5-19	13-34	W2	Lenard-30	Bradley-11	A. Williams-9	Maggetta/Odom-19	17,862
48.	Feb. 4	@Milwaukee	W 98-95	8-15	6-19	14-34	W3	Carter-25	Davis-16	Carter-4	Redd-24	13,765
49.	Feb. 12	ATLANTA	W 97-96	9-15	6-19	15-34	W4	Davis-22	J. Williams-14	A. Williams-7	Robinson-26	17,372
50.	Feb. 14	GOLDEN STATE	L 114-118(OT)	9-16	6-19	15-35	L1	Lenard-26	Davis-14	A. Williams-10	Jamison-32	19,346
51.	Feb. 16	ORLANDO	W 99-97	10-16	6-19	16-35	W1	A. Williams-22	Davis-11	Carter/Lenard-5	McGrady-36	19,800
52.	Feb. 19	DETROIT	L 84-89	10-17	6-19	16-36	L1	Peterson-20	J. Williams-17	A. Williams-9	Billups-18	19,140
53.	Feb. 21	PHOENIX	W 92-89	11-17	6-19	17-36	W1	Davis-22	J. Williams-13	A. Williams-7	Marbury-22	18,695
54.	Feb. 26	@Chicago	L 95-103	11-17	6-20	17-37	L1	Lenard-20	J. Williams-11	A. Williams-9	Rose-25	18,178
55.	Feb. 28	@Boston	L 85-90	11-17	6-21	17-38	L2	Carter-18	Davis-14	Alston-7	Walker-22	18,624
56.	Mar. 2	BOSTON	W 104-92	12-17	6-21	18-38	W1	Davis-19	Bradley-13	A. Williams-6	Walker-38	19,800
57.	Mar. 4	@Washington	W 89-86	12-17	7-21	19-38	W2	Carter-24	Bradley/J. Williams-7	Davis-5	Stackhouse-21	20,173
58.	Mar. 5	HOUSTON	L 95-97	12-18	7-21	19-39	L1	Carter-21	J. Williams-10	Davis-6	Yao-21	20,171
59.	Mar. 8	@Atlanta	W 107-98	12-18	8-21	20-39	W1	Carter-43	J. Williams-15	Davis-8	Robinson-29	19,445
60.	Mar. 9	MEMPHIS	L 106-119	12-19	8-21	20-40	L1	Carter-26	Davis-8	A. Williams-9	Gasol-32	19,138
61.	Mar. 11	@Denver	L 87-95	12-19	8-22	20-41	L2	Carter-21	Bradley-12	A. Williams-6	Howard-24	13,409
62.	Mar. 12	@Portland	L 103-125	12-19	8-23	20-42	L3	Carter-21	Bradley-10	Alston-6	Stoudamire-20	19,991
63.	Mar. 14	@Sacramento	L 84-119	12-19	8-24	20-43	L4	Carter/Peterson-16	N'Doye-10	Alston-7	Weber-26	17,317
64.	Mar. 16	@L.A. Clipper	L 110-111	12-19	8-25	20-44	L5	Carter-28	Davis/J. Williams-8	A. Williams-5	Odom-25	18,268
65.	Mar. 17	@Phoenix	L 91-95(OT)	12-19	8-26	20-45	L6	Peterson-17	Davis-15	A. Williams-7	Marian-30	15,326
66.	Mar. 19	ATLANTA	W 87-86	13-19	8-26	21-45	W1	Carter-27	J. Williams-10	A. Williams-6	Terry-23	17,885
67.	Mar. 21	@Miami	L 98-107	13-19	8-27	21-46	L1	Carter-30	J. Williams-9	A. Williams-7	C. Butler-22	14,492
68.	Mar. 23	PHILADELPHIA	L 95-112	13-20	8-27	21-47	L2	Carter-22	Davis-9	Carter-9	Iverson-32	19,800
69.	Mar. 24	@New York	L 90-100	13-20	8-28	21-48	L3	Davis-23	Davis-12	A. Williams-8	Thomas-23	18,824
70.	Mar. 26	CLEVELAND	W 89-83	14-20	8-28	22-48	W1	Peterson-21	McCoy-8	Alston-6	Ilguskas-25	16,832
71.	Mar. 28	NEW ORLEANS	L 92-101	14-21	8-28	22-49	L1	Carter-21	Bradley-11	A. Williams-5	Mashburn-27	18,773
72.	Mar. 30	NEW YORK	W 95-86	15-21	8-28	23-49	W1	Carter-28	Bradley-11	Carter-6	Houston-24	19,800
73.	Apr. 1	DETROIT	L 85-92	15-22	8-28	23-50	L1	Lenard-21	Bradley/McCoy-14	A. Williams-6	Hamilton-20	18,237
74.	Apr. 2	@Detroit	W 89-78	15-22	9-28	24-50	W1	Carter-18	J. Williams/Hamilton-16	A. Williams-6	Billups-16	22,076
75.	Apr. 4	SAN ANTONIO	L 98-124	15-23	9-28	24-51	L1	Carter-17	Bradley-8	Carter/Alston/Peterson-3	Rose-23	18,376
76.	Apr. 6	NEW JERSEY	L 87-96	15-24	9-28	24-52	L2	Carter-28	McCoy-9	A. Williams-8	Martin-24	19,319
77.	Apr. 8	@Miami	L 83-89	15-24	9-29	24-53	L3	A. Williams-16	Bradley-8	Peterson-5	Grant-16	14,365
78.	Apr. 9	@Orlando	L 82-88	15-24	9-30	24-54	L4	A. Williams-15	J. Williams-10	Alston-7	McGrady-37	14,581
79.	Apr. 11	MILWAUKEE	L 103-105	15-25	9-30	24-55	L5	Alston-20	J. Williams-13	Alston-8	Kukoc-25	17,762
80.	Apr. 12	@New Jersey	L 86-94	15-25	9-31	24-56	L6	Peterson-22	N'Doye/Peterson-8	Alston-7	Jefferson-21	15,306
81.	Apr. 15	MIAMI	L 93-103	15-26	9-31	24-57	L7	Peterson-33	J. Williams-17	Alston-8	R. Butler-19	17,666
82.	Apr. 16	@Cleveland	L 86-96	15-26	9-32	24-58	L8	Alston-23	Bradley-10	Alston-8	Parker-17	20,251



**FRONT ROW (L-R):** Mamadou N'diaye, Antonio Davis, Dell Curry, Chris Childs, Alvin Williams, Vince Carter, Morris Peterson, Tracy Murray, Jermaine Jackson, Michael Bradley, Keon Clark. **BACK ROW (L-R):** Jerome Camacho, Kevin DiPietro, Ray Chow, Ron De Angelo, Bryan James, Chuck Mooney, Eric Montross, Jerome Williams, Hakeem Olajuwon, Michael Stewart, Lenny Wilkens, Stan Albeck, Jim Brewer, Craig Neal, Micah Nori, Danny Aning.

## 2001-02 SEASON NOTES:

- The Raptors qualified for the NBA playoffs for the third consecutive season, finishing with a record of 42-40.
- Toronto faced Detroit in the first round of the 2002 NBA Playoffs, dropping the fifth and deciding game 85-82 at Detroit.
- Toronto set a franchise record holding opponents to 91.8 points per game.
- The Raptors became the only team in NBA history to advance to the postseason after suffering a 13-game winless streak. Toronto also recorded a franchise-record nine-game winning streak en route to finishing the season with 12 wins in its last 14 games.
- The Raptors set a record for home sellouts with 40 in 41 games, averaging 19,784 and ranking fourth in the NBA.
- Vince Carter finished seventh in the NBA in scoring and was the leading vote-getter for the NBA All-Star Game but could not participate due to injury.
- Morris Peterson was selected to the Sophomore Team of the 2002 Got Milk? Rookie Challenge during All-Star Weekend but didn't play due to injury.
- Antonio Davis became the Raptors' all-time leading rebounder Dec. 16 vs. Washington (1,656). In that same game, Hakeem Olajuwon surpassed Oscar Robertson to move into seventh on the NBA's all-time scoring list.

PLAYER	G-GS	MIN	FG-FGA	PCT	3FG-FGA	PCT	FT-FTA	PCT	OFF	DEF	TOT	AST	PF-DQ	STL	TO	BLK	PTS	AVG
Carter	60-60	2385	559-1307	.428	121-313	.387	245-307	.798	138	175	313	239	191-4	94	154	43	1484	24.7
Davis	77-77	2978	410-963	.426	0-1	.000	293-358	.818	254	486	740	155	225-3	54	159	83	1113	14.5
Peterson	63-56	1988	336-768	.438	84-231	.364	127-169	.751	91	132	223	153	174-2	73	86	11	883	14.0
A. Williams	82-82	2927	403-971	.415	62-193	.321	103-140	.736	58	223	281	468	191-1	135	150	26	971	11.8
Clark	81-31	2185	380-775	.490	0-5	.000	155-230	.674	182	421	603	88	258-4	58	140	122	915	11.3
J. Williams	68-32	1641	190-388	.490	0-0	---	138-204	.676	165	221	386	75	153-0	78	68	25	518	7.6
Olajuwon	61-37	1378	194-418	.464	0-2	.000	47-84	.560	98	268	366	66	147-0	74	98	90	435	7.1
Curry	56-4	886	141-347	.406	45-131	.344	33-37	.892	23	58	81	61	50-0	22	41	6	360	6.4
Murray	40-3	473	85-207	.411	40-104	.385	17-21	.810	18	35	53	19	38-0	11	25	8	227	5.7
Childs	69-4	1576	97-296	.328	33-120	.275	58-71	.817	18	136	154	351	177-3	56	123	5	285	4.1
N'diaye	5-0	46	6-10	.600	0-0	---	8-10	.800	6	5	11	0	6-0	0	1	2	20	4.0
Dial (TOT)	32-0	299	41-120	.342	1-11	.091	18-24	.750	14	42	56	35	13-0	10	16	4	101	3.2
Dial (TOR)	7-0	50	11-26	.423	1-4	.250	5-6	.833	2	9	11	4	1-0	2	3	0	28	4.0
Jackson	29-4	280	20-42	.476	1-2	.500	16-24	.667	3	24	27	57	24-0	9	14	1	57	2.4
Montross	44-24	655	53-132	.402	0-1	.000	10-31	.323	36	104	140	16	92-1	12	25	23	116	2.4
Stewart	11-0	93	8-23	.348	0-0	---	6-11	.545	12	13	25	3	22-0	4	4	3	22	2.0
Arroyo	17-0	96	13-29	.448	0-0	---	4-6	.667	3	9	12	21	12-0	6	12	0	30	1.8
Bradley	26-0	118	13-25	.520	0-2	.000	4-8	.500	7	17	24	3	10-0	0	6	6	30	1.2
<b>RAPTORS</b>	<b>82</b>	<b>19755</b>	<b>2919-6727</b>	<b>.434</b>	<b>387-1109</b>	<b>.349</b>	<b>1269-1717</b>	<b>.739</b>	<b>1114</b>	<b>2336</b>	<b>3450</b>	<b>1779</b>	<b>1771-18</b>	<b>688</b>	<b>1174</b>	<b>454</b>	<b>7494</b>	<b>91.4</b>
<b>OPPONENTS</b>	<b>82</b>	<b>19755</b>	<b>2820-6390</b>	<b>.441</b>	<b>377-1089</b>	<b>.346</b>	<b>1513-2011</b>	<b>.752</b>	<b>995</b>	<b>2436</b>	<b>3431</b>	<b>1629</b>	<b>1612-10</b>	<b>628</b>	<b>1250</b>	<b>393</b>	<b>7530</b>	<b>91.8</b>

PLAYER	SINGLE-GAME HIGHS										AVERAGE PER GAME					CAREER HIGHS (C=SEAT, T=TIED)					
	MIN	REB	AST	ST	TOT	BLK	PTS	MIN	REB	AST	STL	TO	BLK	PTS	FG	FGA	FT	FTA	REB	AST	PTS
Carter	51	15	8	6	8	3	43	39.8	5.2	4.0	1.57	2.6	0.72	24.7	20	36	22	27	157	11	51
Davis	47	17	7	3	6	4	29	38.7	9.6	2.0	0.70	2.1	1.08	14.5	13	22	15	17	19	7C	31
Peterson	44	9	8	4	5	2	29	31.6	3.5	2.4	1.16	1.4	0.17	14.0	11C	20C	8T	10	9T	8C	29T
A. Williams	50	11	14	4	6	2	28	35.7	3.4	5.7	1.65	1.8	0.32	11.8	12C	21C	7T	10C	11C	14T	28C
Clark	43	16	4	4	5	5	26	27.0	7.4	1.1	0.72	1.7	1.51	11.3	13	20	7C	12C	22	5	29
J. Williams	43	13	4	5	5	2	22	24.1	5.7	1.1	1.15	1.0	0.37	7.6	11	16	10	14	21	4T	26
Olajuwon	43	20	5	6	6	9	16	22.6	6.0	1.1	1.21	1.6	1.48	7.1	24	40	17	20	25	12	52
Curry	28	5	4	3	6	1	18	15.8	1.4	1.1	0.39	0.7	0.11	6.4	15	26	9	12	11	10	38
Murray	31	5	2	2	3	3	16	11.8	1.3	0.5	0.28	0.6	0.20	5.7	18	29	9	11	12	5	50
Childs	35	7	11	3	5	1	14	22.8	2.2	5.1	0.81	1.8	0.07	4.1	10	23	13	14	11	17	30
N'diaye	18	7	0	0	1	2	8	9.2	2.2	0.0	0.00	0.2	0.40	4.0	3C	4C	6C	6C	7C	0T	8C
Dial (TOT)	21	6	4	2	2	1	13	9.3	1.8	1.1	0.31	0.5	0.13	3.2	6	10	3C	4T	7	4T	15
Dial (TOR)	14	3	2	2	1	0	9	7.1	1.6	0.6	0.29	0.4	0.00	4.0							
Jackson	30	6	11	2	2	1	10	11.7	1.1	2.4	0.38	0.6	0.04	2.4	4C	8C	4	6	6C	11C	10C
Montross	40	12	3	2	2	2	10	13.4	2.9	0.3	0.24	0.5	0.47	2.4	13	17	9	13	18	4	28
Stewart	18	7	1	2	2	2	7	8.5	2.3	0.3	0.36	0.4	0.27	2.0	6	12	5	6	19	4	14
Arroyo	14	4	4	2	3	0	6	5.6	0.7	1.2	0.35	0.7	0.00	1.8	6	12	3	4	4T	8	12
Bradley	13	6	1	0	2	2	6	4.5	0.9	0.1	0.00	0.2	0.23	1.2	3C	6C	2C	4C	6C	1C	6C
<b>RAPTORS</b>	<b>265</b>	<b>60</b>	<b>33</b>	<b>14</b>	<b>22</b>	<b>20</b>	<b>117</b>	<b>240.9</b>	<b>42.1</b>	<b>21.7</b>	<b>8.39</b>	<b>14.3</b>	<b>5.54</b>	<b>91.4</b>	<b>50</b>	<b>109</b>	<b>41</b>	<b>49</b>	<b>65</b>	<b>39</b>	<b>128</b>
<b>OPPONENTS</b>	<b>265</b>	<b>59</b>	<b>32</b>	<b>13</b>	<b>25</b>	<b>10</b>	<b>122</b>	<b>240.9</b>	<b>41.8</b>	<b>19.9</b>	<b>7.66</b>	<b>15.2</b>	<b>4.79</b>	<b>91.8</b>	<b>61</b>	<b>109</b>	<b>41</b>	<b>55</b>	<b>68</b>	<b>44</b>	<b>152</b>

# 2001-02 SEASON

NO.	DATE	OPPONENT	TOR/OPP	HOME	ROAD	TOTAL	SK	HIGH POINTS	HIGH REBOUNDS	HIGH ASSISTS	OPPONENT PTS.	ATTENDANCE
1.	Oct. 30	@Orlando	L 85-114	0-0	0-1	0-1	L1	Childs-13	Davis-10	Carter-3	McGrady-23	16,088
2.	Oct. 31	@Miami	L 92-97	0-0	0-2	0-2	L2	Carter-20	Davis-15	Carter-7	Mourning-25	16,500
3.	Nov. 2	DALLAS	W109-92	1-0	0-2	1-2	W1	Carter-25	Davis/Olajuwon-8	A. Williams/Peterson-8	Finley/Hardaway-17	19,800
4.	Nov. 4	INDIANA	W113-100	2-0	0-2	2-2	W2	Carter-28	Olajuwon-8	Childs-9	O'Neal-21	19,800
5.	Nov. 7	GOLDEN STATE	W109-92	3-0	0-2	3-2	W3	Carter-39	Davis-16	Carter-6	Richardson-16	18,887
6.	Nov. 10	@Utah	W117-96	3-0	1-2	4-2	W4	Carter-43	J. Williams-9	A. Williams-12	Marshall-26	18,194
7.	Nov. 11	@Denver	L 85-96	3-0	1-3	4-3	L1	Carter-22	Davis-11	A. Williams-7	Van Exel-24	13,735
8.	Nov. 13	@Sacramento	L 86-95	3-0	1-4	4-4	L2	Carter-23	Clark-10	A. Williams-5	Bibby/Christie-20	17,317
9.	Nov. 14	@Golden State	W 89-82	3-0	2-4	5-4	W1	Carter-24	Clark-9	Carter/J. Williams-5	Dampier-22	18,269
10.	Nov. 16	@LA Clippers	W 94-85	3-0	3-4	6-4	W2	Carter-29	Olajuwon-12	A. Williams-9	Maggette-28	18,964
11.	Nov. 18	@Phoenix	W 87-81	3-0	4-4	7-4	W3	Carter-31	Olajuwon-12	A. Williams-7	Marion-24	14,823
12.	Nov. 20	DETROIT	L 84-88	3-1	4-4	7-5	L1	Carter-28	Olajuwon-20	Childs-5	Robinson-22	19,800
13.	Nov. 22	MILWAUKEE	L 75-78	3-2	4-4	7-6	L2	Carter-28	Davis-11	A. Williams-7	Robinson-19	19,800
14.	Nov. 23	@Boston	W 91-89	3-2	5-4	8-6	W1	Clark-19	Clark-9	Carter-6	Walker-25	18,624
15.	Nov. 25	PHILADELPHIA	W107-88	4-2	5-4	9-6	W2	Carter-30	Davis/Clark-10	A. Williams-7	McKie-23	19,800
16.	Nov. 29	MEMPHIS	W 91-88	5-2	5-4	10-6	W3	Carter-23	Davis-11	Carter/A. Williams-7	Gasol-22	19,800
17.	Dec. 1	@Atlanta	W104-103	5-2	6-4	11-6	W4	Carter-19	Carter/Clark-10	A. Williams-9	Glover-25	18,628
18.	Dec. 2	BOSTON	L 63-85	5-3	6-4	11-7	L1	Carter-17	Davis-12	Carter-6	Walker-17	19,800
19.	Dec. 6	@Milwaukee	L 83-95	5-3	6-5	11-8	L2	Carter-26	Olajuwon-14	Carter-7	Allen-30	18,717
20.	Dec. 7	DENVER	W 98-96(OT)	6-3	6-5	12-8	W2	Carter-42	Carter-15	Childs/A. Williams-7	Van Exel-27	19,800
21.	Dec. 9	PHOENIX	L 90-91	6-4	6-5	12-9	L1	Carter-42	Clark-15	Carter-11	Hardaway-27	19,800
22.	Dec. 12	@San Antonio	L 95-108	6-4	6-6	12-10	L2	A. Williams-16	Olajuwon/Peterson-6	A. Williams-7	Duncan-28	16,650
23.	Dec. 13	@Charlotte	L 90-104	6-4	6-7	12-11	L3	Carter-31	Clark-9	A. Williams-7	Nelson-19	9,791
24.	Dec. 16	WASHINGTON	L 88-93	6-5	6-7	12-12	L4	Carter-23	Davis-14	A. Williams-8	Hamilton-27	20,048
25.	Dec. 19	@Indiana	W102-90	6-5	7-7	13-12	W1	Peterson-29	Clark-11	Carter/A. Williams-6	O'Neal-27	16,060
26.	Dec. 20	CHICAGO	W 96-91	7-5	7-7	14-12	W2	Carter-33	J. Williams/Davis-11	Carter-7	Miller-24	19,800
27.	Dec. 23	MIAMI	W 83-76	8-5	7-7	15-12	W3	Carter-27	Carter/Davis-10	A. Williams-7	Olajuwon-12	19,800
28.	Dec. 25	@New York	L 94-102	8-5	7-8	15-13	L1	Peterson-22	Davis-11	A. Williams-5	Houston-34	19,763
29.	Dec. 28	@LA Lakers	W 89-86	8-5	8-8	16-13	W1	A. Williams-17	Clark-16	A. Williams-8	Bryant-26	18,997
30.	Dec. 29	@Seattle	L 75-101	8-5	8-9	16-14	L1	Peterson-18	Clark-11	A. Williams-5	Baker-21	17,072
31.	Jan. 2	@Portland	W 95-84	8-5	9-9	17-14	W1	Carter-28	Clark/Davis-9	Childs-9	Wallace-22	18,117
32.	Jan. 4	CLEVELAND	W101-91	9-5	9-9	18-14	W2	Carter-34	Clark-11	Carter-8	Davis-15	19,800
33.	Jan. 6	LA LAKERS	L 89-109	9-6	9-9	18-15	L1	Carter-24	Montross-8	A. Williams-6	Bryant-31	19,800
34.	Jan. 8	@Memphis	L 81-84	9-6	9-10	18-16	L2	Carter-31	Davis-10	Childs/A. Williams-6	Gasol/Swift-20	14,323
35.	Jan. 9	@Chicago	W 85-73	9-6	10-10	19-16	W1	Carter-19	Davis-12	Childs-8	Artest-21	16,227
36.	Jan. 11	ATLANTA	W 94-91(OT)	10-6	10-10	20-16	W2	A. Williams-28	Davis-13	Carter-8	Abdur-Rahim-26	19,800
37.	Jan. 13	LA CLIPPERS	L 72-79	10-7	10-10	20-17	L1	Carter-31	Davis-17	A. Williams-4	Olowokandi/Odom-16	19,800
38.	Jan. 15	@Detroit	W 92-90	10-7	11-10	21-17	W1	Carter-24	Carter/Davis-9	Childs-9	Stachhouse-38	17,045
39.	Jan. 16	HOUSTON	W109-103	11-7	11-10	22-17	W2	Carter-29	A. Williams-6	A. Williams-7	Norris-28	19,800
40.	Jan. 18	NEW JERSEY	W 89-77	12-7	11-10	23-17	W3	Carter-23	Clark-13	A. Williams-7	Kidd-19	19,800
41.	Jan. 19	@Charlotte	W 91-89	12-7	12-10	24-17	W4	Carter-34	J. Williams-10	Davis/A. Williams-5	Campbell-22	16,593
42.	Jan. 21	@Boston	L 97-106	12-8	12-11	24-18	L1	Carter-26	Olajuwon-10	Childs-8	Pierce-30	16,380
43.	Jan. 23	NEW YORK	L 92-96	12-8	12-11	24-19	L2	A. Williams-23	Davis-17	Childs-7	Sprewell-35	19,800
44.	Jan. 25	MINNESOTA	W107-100	13-8	12-11	25-19	W1	Carter-19	J. Williams-13	A. Williams-7	Billups-17	19,800
45.	Jan. 27	ORLANDO	W106-97	14-8	12-11	26-19	W2	Carter-32	Davis-10	Childs-9	McGrady-27	19,800
46.	Jan. 31	BOSTON	W 97-92	15-8	12-11	27-19	W3	Carter-27	Davis-13	Childs-9	Walker-25	19,800
47.	Feb. 2	@New Jersey	L 91-98	15-8	12-12	27-20	L1	Carter-26	Davis-12	Childs-5	Kidd-31	20,049
48.	Feb. 4	@Philadelphia	W100-93	15-8	13-12	28-20	W1	Carter-28	Davis-9	Carter-6	Iverson-36	20,512
49.	Feb. 5	@Washington	L 94-99	15-8	13-13	28-21	L1	Carter-29	Davis-8	Childs-11	Jordan-23	20,674
50.	Feb. 7	SAN ANTONIO	W 80-74(OT)	16-8	13-13	29-21	W1	Clark-17	Clark-12	A. Williams-9	Duncan-22	19,800
51.	Feb. 12	@Cleveland	L 81-99	16-8	13-14	29-22	L1	Clark-18	Montross-12	Childs-7	Miller-22	15,589
52.	Feb. 13	@New York	L 82-89	16-8	13-15	29-23	L2	Clark-26	Clark-15	A. Williams-8	Thomas-19	19,763
53.	Feb. 15	UTAH	L 85-94	16-9	13-15	29-24	L3	A. Williams-26	Davis-8	Childs-6	Malone/Stokton-23	19,800
54.	Feb. 17	MILWAUKEE	L 86-91	16-10	13-15	29-25	L4	A. Williams-24	Davis-17	Childs-6	Allen/Cassell-20	19,800
55.	Feb. 18	@Detroit	L 76-89	16-10	13-16	29-26	L5	Davis-21	Davis-14	Childs/A. Williams-5	Stachhouse-21	18,491
56.	Feb. 20	CHARLOTTE	L 77-78	16-11	13-16	29-27	L6	Davis-29	Davis-14	A. Williams-4	Campbell-18	19,800
57.	Feb. 22	DETROIT	L 72-80	16-12	13-16	29-28	L7	Davis-17	Davis-13	A. Williams-8	Robinson-21	19,800
58.	Feb. 24	SEATTLE	L 92-101	16-13	13-16	29-29	L8	Carter-28	Davis-12	A. Williams-14	Barry-23	19,800
59.	Feb. 27	ORLANDO	L 85-90	16-14	13-16	29-30	L9	Carter-22	Davis-10	A. Williams-8	McGrady-24	19,800
60.	Mar. 1	PORTLAND	L 81-91	16-15	13-16	29-31	L10	Carter-25	Davis/Olajuwon-8	Childs-7	Wallace-20	19,800
61.	Mar. 3	PHILADELPHIA	L 84-96	16-16	13-16	29-32	L11	Davis-26	Davis-9	A. Williams-6	Iverson-42	19,800
62.	Mar. 5	@Houston	L109-112	16-16	13-17	29-33	L12	Carter-43	Carter/Olajuwon-7	A. Williams-9	Francis-35	14,221
63.	Mar. 7	@Dallas	L103-122	16-16	13-18	29-34	L13	Carter-19	Clark/Davis-15	A. Williams-7	Nowitzki-35	19,945
64.	Mar. 8	@Miami	W 83-74	16-16	14-18	30-34	W1	Davis-23	Davis-10	Childs-6	Jones-22	16,500
65.	Mar. 10	@Orlando	L 79-92	16-16	14-19	30-35	L1	Carter-16	Davis-12	Childs-7	McGrady-22	16,171
66.	Mar. 12	@New Jersey	L 84-86	16-16	14-20	30-36	L2	Davis-27	Davis/Olajuwon-13	Childs-7	Martin-16	16,105
67.	Mar. 17	SACRAMENTO	L113-116	16-17	14-20	30-37	L3	Carter-22	Olajuwon-13	Childs-7	Webber-31	19,800
68.	Mar. 19	@Minnesota	L 80-112	16-17	14-21	30-38	L4	Peterson-19	Davis-13	A. Williams-7	Garnett-20	17,010
69.	Mar. 22	@Cleveland	W 94-80	16-17	15-21	31-38	W1	Peterson-18	Clark-10	A. Williams-4	Clark-15	17,847
70.	Mar. 24	WASHINGTON	W 92-91	17-17	15-21	32-38	W2	Peterson-26	Davis-9	A. Williams-9	Hamilton-21	19,800
71.	Mar. 27	MIAMI	W 81-80	17-17	15-21	33-38	W3	Peterson-21	Davis-9	Childs-6	Strickland-24	19,800
72.	Mar. 28	@Atlanta	W 85-83	18-17	16-21	34-38	W4	Davis/Peterson-15	Davis-9	Childs-7	Abdur-Rahim-23	12,036
73.	Mar. 31	@Philadelphia	W 72-70	18-17	17-21	35-38	W5	Davis-16	J. Williams-9	Childs-9	Coleman-16	20,650
74.	Apr. 3	CHICAGO	W117-104	19-17	17-21	36-38	W6	Peterson-26	Davis-13	A. Williams-10	Rose-30	19,800
75.	Apr. 5	@Chicago	W 98-96	19-17	18-21	37-38	W7	Davis-27	Clark-10	Childs-8	Rose-35	19,352
76.	Apr. 7	INDIANA	W 94-84	20-17	18-21	38-38	W8	A. Williams-26	Davis-10	Childs-8	R. Miller-26	19,800
77.	Apr. 9	CHARLOTTE	W 84-80	21-17	18-21	39-38	W9	Davis-24	J. Williams-8	Davis/Peterson-7	Mashburn-21	19,800
78.	Apr. 10	@Indiana	L 82-98	21-17	18-22	39-39	L1	Davis-24	Davis-9	A. Williams-6	O'Neal-29	16,337
79.	Apr. 12	ATLANTA	W112-73	22-17	18-22	40-39	W1	Clark/J. Williams-20	Clark/Bradley/J. Williams-6	Clarkson-11	Terry-20	19,800
80.	Apr. 14	NEW JERSEY	W101-82	23-17	18-22	41-39	W2	Peterson-24	Clark-9	Jackson-9	Collins/Scalabrine-16	19,800
81.	Apr. 16	@Milwaukee	L 89-105	23-17	18-23	41-40	L1	Peterson-23	Davis/Olajuwon-8	Childs/A. Williams-5	Cassell-24	17,086
82.	Apr. 17	CLEVELAND	W103-85	24-17	18-23	42-40	W1	J. Williams/Peterson-22	J. Williams-12	A. Williams-8	Murray-28	19,800

## PLAYOFFS

NO.	DATE	OPPONENT	TOR/OPP	HOME	ROAD	TOTAL	SK	HIGH POINTS	HIGH REBOUNDS	HIGH ASSISTS	OPPONENT PTS.	ATTENDANCE
1.	Apr. 21	@Detroit	L 63-85	0-0	0-1	0-1	L1	Davis-15	Davis-14	A. Williams-6	Stachhouse-20	22,076
2.	Apr. 24	@Detroit	L 91-96	0-0	0-2	0-2	L2	Childs-22	Davis-14	Childs-14	Stachhouse-31	22,076
3.	Apr. 27	DETROIT	W 94-84	1-0	0-2	1-2	W1	Davis-30	Davis-8	Childs-10	Atkins-21	20,138
4.	Apr. 29	DETROIT	W 89-83	2-0	0-2	2-2	W2	Peterson-20	Clark-16	A. Williams-9	Atkins-20	20,112
5.	May 2	@Detroit	L 82-85	2-0	0-3	2-3	L1	Curry-17	Davis-12	Childs/A. Williams-6	Williamson-23	22,076



**FRONT ROW (L-R):** Antonio Davis, Dell Curry, Chris Childs, Vince Carter, Alvin Williams, Morris Peterson, Tracy Murray, Charles Oakley.  
**BACK ROW (L-R):** Ray Chow, Kevin DiPietro, Danny Aning, Ron De Angelo, Bryan James, Chuck Money, Eric Montross, Jerome Williams, Keon Clark, Michael Stewart, Mamadou N'diaye, Lenny Wilkens, Stan Albeck, Jim Brewer, Craig Neal, Brian James, Micah Nori.

## 2000-01 SEASON NOTES:

- The Raptors qualified for the NBA playoffs for the second consecutive season, finishing with a record of 47-35.
- Toronto won its first postseason series by defeating New York 3-2.
- The Raptors lost 87-86 to Philadelphia in Game Seven of the Eastern Conference Semifinal.
- Toronto had only one losing month (December) during the campaign.
- The team's 47 regular-season wins was a new high-water mark eclipsing the old record of 45 set last season.
- The Raptors set a record for home sellouts with 27 (since surpassed), averaging 19,348 for the year to rank sixth in the NBA.
- Vince Carter finished fifth in NBA scoring and was the leading vote-getter for the NBA All-Star Game.
- Antonio Davis and rookie Morris Peterson joined Vince Carter at the All-Star Weekend, marking the first time in franchise history the Raptors were represented by three players at the festivities.
- Vince Carter and Charles Oakley became the franchise-leading scorer and rebounder respectively.
- Three trades added new faces (in - Childs, Clark, Montross, Murray, N'diaye, J. Williams; out - Bogues, Corbin, David, Jackson, Williamson).
- Toronto finished the season 19-8 after the trade deadline deals with New York and Detroit.
- The Raptors finished the season winning 12 of their last 16 games to clinch fifth seed in the Eastern Conference.
- Carter was named second-team All-NBA while Morris Peterson was selected to the NBA All-Rookie Team.

PLAYER	G-GS	MIN	FG-FGA	PCT	3FG-FGA	PCT	FT-FTA	PCT	OFF	DEF	TOT	AST	PF-DQ	STL	TO	BLK	PTS	AVG
Carter	75-75	2979	762-1656	.460	162-397	.408	384-502	.765	176	240	416	291	205-1	114	167	82	2070	27.6
Davis	78-77	2729	375-866	.433	0-1	.000	319-423	.754	274	513	787	106	230-4	22	135	151	1069	13.7
A. Williams	82-34	2394	330-767	.430	33-108	.306	109-145	.752	50	162	212	407	171-1	123	103	26	802	9.8
Oakley	78-77	2767	305-786	.388	11-49	.224	127-152	.836	142	599	741	264	258-0	76	139	48	748	9.6
Peterson	80-49	1809	290-673	.431	63-165	.382	104-145	.717	112	147	259	105	164-0	63	78	20	747	9.3
Williamson	42-31	886	153-325	.471	0-2	.000	84-130	.646	57	96	153	33	98-0	15	65	13	390	9.3
Willis	35-9	771	124-269	.461	0-2	.000	61-81	.753	68	155	223	21	78-0	19	40	21	309	8.8
Jackson	54-54	1802	170-403	.422	57-165	.345	64-76	.842	42	143	185	498	83-0	63	117	7	461	8.5
Clark (TOT)	81-3	1720	249-519	.480	0-1	.000	142-240	.592	136	298	434	72	244-6	32	90	154	640	7.9
Clark (TOR)	46-0	968	167-320	.522	0-1	.000	79-135	.585	78	170	248	38	143-3	16	42	110	413	9.0
J. Williams (TOT)	59-2	1182	136-294	.463	0-3	.000	100-135	.741	133	249	382	5	124-0	57	63	20	372	6.3
J. Williams (TOR)	26-0	378	48-93	.516	0-1	.000	35-45	.778	35	69	104	13	43-0	18	16	10	131	5.0
Curry	71-1	956	162-382	.424	62-145	.428	43-51	.843	16	69	85	75	66-0	27	39	8	429	6.0
Murray (TOT)	51-1	588	94-248	.379	36-103	.350	33-42	.786	22	59	81	23	53-0	12	26	7	257	5.0
Murray (TOR)	38-1	453	77-193	.399	29-80	.363	24-32	.750	18	41	59	14	45-0	8	6	6	207	5.4
Childs (TOR)	77-5	1859	135-335	.403	32-106	.302	60-71	.845	24	178	202	355	242-3	59	156	15	362	4.7
Childs (TOR)	26-0	550	42-113	.372	12-42	.286	21-25	.840	10	54	64	119	82-1	22	58	8	117	4.5
David	17-0	140	15-29	.517	0-0	---	12-13	.923	9	24	33	4	20-2	2	7	3	42	2.5
Montross (TOT)	54-21	649	56-138	.406	0-0	---	8-31	.258	52	121	173	19	115-0	11	41	26	120	2.2
Montross (TOR)	12-1	81	6-17	.353	0-0	---	1-5	.200	9	20	29	4	15-0	3	4	3	13	1.1
Corbin	15-1	117	9-38	.237	0-5	.000	2-4	.500	3	10	13	4	18-0	2	3	0	20	1.3
N'diaye	3-0	10	1-4	.250	0-0	---	2-2	1.000	1	1	2	0	3-0	0	0	0	4	1.3
Stewart	26-0	123	11-34	.324	0-0	---	11-18	.611	16	13	29	2	19-0	4	5	3	33	1.3
Joseph	2-0	8	1-2	.500	0-0	---	0-0	---	2	0	2	1	1-0	0	1	0	2	1.0
Bogues	3-0	34	0-2	.000	0-1	.000	0-0	---	0	3	3	5	3-0	2	4	0	0	0.0
<b>RAPTORS</b>	<b>82</b>	<b>19955</b>	<b>3048-6972</b>	<b>.437</b>	<b>429-1164</b>	<b>.369</b>	<b>1482-1984</b>	<b>.747</b>	<b>1118</b>	<b>2529</b>	<b>3647</b>	<b>2004</b>	<b>1745-10</b>	<b>599</b>	<b>1080</b>	<b>519</b>	<b>8007</b>	<b>97.6</b>
<b>OPPONENTS</b>	<b>82</b>	<b>19955</b>	<b>3009-6725</b>	<b>.447</b>	<b>379-1045</b>	<b>.363</b>	<b>1425-1890</b>	<b>.754</b>	<b>926</b>	<b>2511</b>	<b>3437</b>	<b>1696</b>	<b>1792-20</b>	<b>561</b>	<b>1156</b>	<b>439</b>	<b>7822</b>	<b>95.4</b>







**FRONT ROW (L-R):** Haywoode Workman, Dell Curry, Alvin Williams, Tracy McGrady, Vince Carter, Doug Christie, Muggsy Bogues, Dee Brown, Charles Oakley.  
**BACK ROW (L-R):** Ray Chow, Bryan James, Dany Aning, Chuck Mooney, Sean Marks, Antonio Davis, Kevin Willis, Michael Stewart, Aleksandar Radojevic, John Thomas, Butch Carter, Brian James, Joe Harrington, Jim Thomas, Doug Jamison.

## 1999-00 SEASON NOTES:

- The Raptors qualified for the postseason for the first time in franchise history, finishing the season with a 45-37 record.
- Toronto faced New York in the first round of the playoffs, falling in a three-game series.
- Toronto's road record (19-22) was the third best in the conference.
- The Raptors did not have a losing month during the campaign.
- As a team, the Raptors hit six game-winning shots in the closing seconds of games and completed the year with a 13-4 record in games decided by three points or less.
- Toronto finished second in the league in assist-to-turnover ratio.
- From February 27 to March 19, the Raptors won 11 of 12 games, peaking at 13 games over .500 with a 39-26 record.
- The Raptors were 32-3 when leading after three quarters.

PLAYER	G-GS	MIN	FG-FGA	PCT	3FG-FGA	PCT	FT-FTA	PCT	OFF	DEF	TOT	AST	PF-DQ	STL	TO	BLK	PTS	AVG
Carter	82-82	3126	788-1696	.465	95-236	.403	436-551	.791	150	326	476	322	263-2	110	178	92	2107	25.7
McGrady	79-34	2462	459-1018	.451	18-65	.277	277-392	.707	188	313	501	263	201-2	90	160	151	1213	15.4
Christie	73-73	2264	311-764	.407	99-275	.360	182-216	.843	63	222	285	321	167-1	102	144	43	903	12.4
Davis	79-78	2479	313-712	.440	0-0	---	284-371	.765	235	461	696	105	267-2	38	121	100	910	11.5
Willis	79-1	1679	236-569	.415	1-3	.333	31-164	.799	201	281	482	49	256-3	36	98	48	604	7.6
Curry	67-9	1095	194-454	.427	95-242	.393	24-32	.750	11	89	100	89	66-0	32	40	9	507	7.6
Brown	38-12	673	93-258	.360	67-187	.358	11-16	.688	9	45	54	86	62-1	24	39	5	264	6.9
Oakley	80-80	2431	234-560	.418	14-41	.341	66-85	.776	117	423	540	253	294-6	102	154	45	548	6.9
Williams	55-28	779	114-287	.397	16-55	.291	48-65	.738	27	58	85	126	78-0	34	47	11	292	5.3
Bogues	80-5	1731	157-358	.439	17-51	.333	79-87	.908	25	110	135	299	119-0	65	59	4	410	5.1
Workman (TOT)	36-2	350	31-90	.344	14-43	.326	10-15	.667	1	25	26	61	37-1	20	18	0	86	2.4
Workman (TOR)	13-1	102	8-28	.286	3-14	.214	1-2	.500	0	9	9	17	14-1	9	4	0	20	1.5
Radojevic	3-0	24	2-7	.286	0-0	---	3-6	.500	2	6	8	1	5-0	2	5	1	7	2.3
Thomas	55-6	477	49-107	.458	0-1	.000	16-41	.390	37	38	75	9	106-1	12	14	14	114	2.1
Marks	5-0	12	2-6	.333	0-1	.000	4-4	1.000	0	2	2	0	3-0	1	3	1	8	1.6
Stewart	42-1	389	20-53	.377	0-0	---	18-32	.563	33	61	94	6	81-3	5	17	19	58	1.4
Lang	7-0	32	0-5	.000	0-0	---	3-4	.750	0	5	5	1	7-0	4	2	1	3	0.4
<b>RAPTORS</b>	<b>82</b>	<b>19755</b>	<b>2980-6882</b>	<b>.433</b>	<b>425-1171</b>	<b>.363</b>	<b>1583-2068</b>	<b>.765</b>	<b>1098</b>	<b>2449</b>	<b>3547</b>	<b>1947</b>	<b>1989-22</b>	<b>666</b>	<b>1137</b>	<b>544</b>	<b>7968</b>	<b>97.2</b>
<b>OPPONENTS</b>	<b>82</b>	<b>19755</b>	<b>3002-6615</b>	<b>.454</b>	<b>346-1021</b>	<b>.339</b>	<b>1631-2136</b>	<b>.764</b>	<b>961</b>	<b>2552</b>	<b>3513</b>	<b>1790</b>	<b>1874-15</b>	<b>557</b>	<b>1250</b>	<b>434</b>	<b>7981</b>	<b>97.3</b>

# 1999-00 SEASON

NO.	DATE	OPPONENT	TOR/OPP	HOME	ROAD	TOTAL	SK	HIGH POINTS	HIGH REBOUNDS	HIGH ASSISTS	OPPONENT PTS.	ATTENDANCE
1.	Nov. 2	BOSTON	L90-103	0-1	0-0	0-1	L1	Christie-20	Christie/Willis-7	Bogues-5	Pierce-30	17,711
2.	Nov. 4	MIAMI	W97-86	1-1	0-0	1-1	W1	Christie-28	Davis-13	Oakley-7	Mourning-18	16,389
3.	Nov. 5	@ New Jersey	W112-92	1-1	1-0	2-1	W2	Cartier-26	Oakley/McGrady/Willis-9	McGrady-4	Marbury-25	15,517
4.	Nov. 7	CHARLOTTE	W109-99	2-1	1-0	3-1	W3	Cartier-25	Davis-12	Bogues-11	Jones-26	16,658
5.	Nov. 11	@ Detroit	W123-106	2-1	2-0	4-1	W4	Christie-24	Willis-13	Bogues-7	Hill-25	13,157
6.	Nov. 14	PHILADELPHIA	L90-93	2-2	2-0	4-2	L1	Cartier-27	Cartier-11	Cartier-5	Iverson-30	16,661
7.	Nov. 16	DETROIT	W89-85	3-2	2-0	5-2	W1	Davis-27	Davis-15	Bogues-6	Williams/Stachowicz-26	14,273
8.	Nov. 18	@ Washington	L81-92	3-2	2-1	5-3	L1	Cartier-23	Cartier-8	Oakley-6	Austin-20	12,134
9.	Nov. 19	LA CLIPPERS	W106-100	4-2	2-1	6-3	W1	Davis-20	Oakley-8	Christie/McGrady-5	Hudson-20	16,368
10.	Nov. 21	@ LA Lakers	W111-102	4-2	3-1	7-3	W2	Cartier-34	Cartier-13	Cartier/Brown-4	O'Neal-37	18,676
11.	Nov. 23	@ Phoenix	L93-94	4-2	3-2	7-4	L1	Cartier-19	Cartier/Davis/Willis-7	Brown/Oakley-5	Hardaway-17	18,718
12.	Nov. 24	@ Denver	L84-109	4-2	3-3	7-5	L2	Cartier-16	Cartier/Willis-8	Christie-5	Van Exel-19	13,624
13.	Nov. 26	@ Utah	W100-87	4-2	4-3	8-5	W1	Cartier-18	Oakley/Willis-9	Cartier-4	Malone-24	17,711
14.	Nov. 27	@ Golden State	W106-88	4-2	5-3	9-5	W2	Davis-28	McGrady-7	Christie/Oakley/McGrady-4	Jamison-25	12,251
15.	Nov. 30	ATLANTA	L89-107	4-3	5-3	9-6	L1	Davis-16	Brown-5	Rider-23	Rider-23	16,862
16.	Dec. 3	WASHINGTON	W95-93	5-3	5-3	10-6	W1	Cartier-23	Oakley-9	Oakley-7	Richmond-18	15,787
17.	Dec. 5	SAN ANTONIO	W88-92	6-3	5-3	11-6	W2	Cartier-39	Oakley-11	Christie-9	Duncan-27	18,455
18.	Dec. 7	CLEVELAND	W101-98	7-3	5-3	12-6	W3	Cartier-32	Oakley-9	Bogues-8	Knight-20	15,162
19.	Dec. 10	MILWAUKEE	L91-107	7-4	5-3	12-7	L1	Cartier-25	Willis-9	Christie-6	Cassell/Robinson-22	17,963
20.	Dec. 12	UTAH	L88-103	7-5	5-3	12-8	L2	Cartier/Willis-16	Willis-10	Cartier/Brown/Oakley-3	Malone-28	18,163
21.	Dec. 14	INDIANA	W105-97	8-5	5-3	13-8	W1	Cartier-24	Davis-14	Oakley/McGrady/Williams-6	Rose-21	15,774
22.	Dec. 15	@ Philadelphia	L91-93	8-5	5-4	13-9	L1	Cartier-19	Davis-18	Brown/McGrady-6	Iverson-37	15,421
23.	Dec. 17	@ Orlando	L98-112	8-5	5-5	13-10	L2	Cartier-23	Davis-13	McGrady-6	Atkins/Maggett-16	13,481
24.	Dec. 19	LA LAKERS	L88-94	8-6	5-5	13-11	L3	Cartier-29	Davis-16	Brown-5	Bryant-26	19,800
25.	Dec. 21	NEW JERSEY	W116-87	9-6	5-5	14-11	W1	Cartier-24	Willis-10	Williams-12	Newman-22	18,677
26.	Dec. 22	@ New York	L90-91	9-6	5-6	14-12	L1	Cartier-36	Davis-17	Bogues/Christie-4	Sprowell-25	19,763
27.	Dec. 26	@ Cleveland	W98-95	9-6	6-6	15-12	W1	Cartier-36	Davis/Oakley-10	Cartier-8	Murray/Sura-20	14,135
28.	Dec. 28	@ Houston	W100-99	9-6	7-6	16-12	W2	Cartier-35	Cartier-12	Bogues/Williams-5	Mobley-21	16,285
29.	Dec. 30	@ Dallas	W109-104	9-6	8-6	17-12	W3	McGrady-24	Davis-15	Cartier-8	Nowitzki-32	16,490
30.	Jan. 4	PORTLAND	L90-114	9-7	8-6	17-13	L1	McGrady-18	Willis-8	Christie/McGrady-4	Stoudamire-22	19,800
31.	Jan. 6	SACRAMENTO	W101-89	10-7	8-6	18-13	W1	Oakley-20	Oakley-16	Williams-10	Webber-20	19,800
32.	Jan. 7	@ Atlanta	L97-105	10-7	8-7	18-14	L1	Cartier-34	Cartier/Oakley/Willis-7	Christie-5	Abdur-Rahim-31	14,452
33.	Jan. 9	VANCOUVER	L97-107	10-8	8-7	18-15	L2	Cartier/Davis-20	Cartier-10	Cartier/Oakley-6	Jack-Johnson-29	19,188
34.	Jan. 11	@ Washington	L89-117	10-8	8-8	18-16	L3	Cartier-19	Davis-15	Bogues-6	A. Williams-17	13,610
35.	Jan. 12	ORLANDO	W108-102	11-8	8-8	19-16	W1	Cartier-30	Davis-9	Cartier-9	Abdul-Wahad-23	17,241
36.	Jan. 14	MILWAUKEE	W115-110	12-8	8-8	20-16	W2	Cartier-40	Oakley-12	Christie-8	Robinson-37	19,246
37.	Jan. 15	@ Milwaukee	L97-118	12-8	8-9	20-17	L1	Christie-17	Willis-12	Cartier/Bogues-5	Allen-33	18,717
38.	Jan. 17	@ Charlotte	L94-115	12-8	8-10	20-18	L2	Cartier-24	Stewart-8	Cartier-6	Jones-25	20,278
39.	Jan. 19	@ Boston	L90-94	12-8	8-11	20-19	L3	Cartier-20	Oakley-10	Bogues/Williams-5	Pierce-30	16,124
40.	Jan. 23	SEATTLE	W94-77	13-8	8-11	21-19	W1	Davis/McGrady-17	Willis-12	Christie-6	Payton-29	19,800
41.	Jan. 26	WASHINGTON	W120-105	14-8	8-11	22-19	W2	Cartier-26	Willis-9	Oakley-6	Howard-22	17,582
42.	Jan. 28	MIAMI	W108-93	15-8	8-11	23-19	W3	Cartier-23	Davis-12	Oakley-7	Mourning-26	19,800
43.	Jan. 29	@ Chicago	W106-89	15-8	9-11	24-19	W4	Cartier-22	Christie/Davis/Willis-6	Christie-9	Artest-18	22,104
44.	Feb. 3	@ San Antonio	L95-112	15-8	9-12	24-20	L1	McGrady-21	Davis-8	Christie/Oakley-5	Duncan-32	19,048
45.	Feb. 5	@ Milwaukee	W88-95	15-8	10-12	25-20	W1	Cartier-11	Cartier-11	Cartier-11	Robinson-29	18,717
46.	Feb. 8	ATLANTA	W109-88	16-8	10-12	26-20	W2	Cartier-36	Davis/Willis-9	Bogues-12	Mutombo-22	16,636
47.	Feb. 9	@ Detroit	L108-115 (OT)	16-8	10-13	26-21	L1	Cartier-34	Cartier/Oakley-4	Cartier/Oakley-4	Hill-30	17,710
48.	Feb. 15	NEW YORK	W91-70	17-8	10-13	27-21	W1	Cartier-29	Davis-13	Christie-13	Houston-17	19,800
49.	Feb. 16	@ Indiana	L101-109	17-8	10-14	27-22	L1	Cartier-21	Davis-13	Christie-6	Rose-32	18,345
50.	Feb. 18	DENVER	L91-95	17-9	10-14	27-23	L2	Cartier-31	Bogues/Willis-8	Bogues-5	McVess-24	17,570
51.	Feb. 20	DALLAS	L96-100	17-9	10-14	27-24	L3	Cartier-24	Davis-8	Christie/Carter-7	Ceballos/Finley-23	19,800
52.	Feb. 23	@ New York	W99-88	17-10	11-14	28-24	W1	Cartier-33	Cartier-9	Cartier-9	Ewing-22	19,763
53.	Feb. 25	MINNESOTA	L85-107	17-11	11-14	28-25	L1	Cartier-23	McGrady-9	Christie/Workman-4	Garnett-28	19,800
54.	Feb. 27	PHOENIX	W103-102	18-11	11-14	29-25	W1	Cartier-51	Davis-11	Christie-7	Hardaway/Roggers-28	19,800
55.	Feb. 29	CHICAGO	W87-80	19-11	11-14	30-25	W2	Cartier-26	McGrady-15	Christie-26	Baron-26	18,232
56.	Mar. 1	@ Boston	W96-94	19-11	12-14	31-25	W3	Cartier-28	McGrady-11	McGrady-6	Walker-27	17,198
57.	Mar. 3	BOSTON	W114-104	20-11	12-14	32-25	W4	Cartier-30	Cartier-7	Cartier-7	Williams-22	19,437
58.	Mar. 5	@ Vancouver	W94-92	20-11	13-14	34-25	W5	Cartier-28	McGrady-10	Bogues-7	Abdur-Rahim/Harrington-22	19,193
59.	Mar. 6	@ Portland	W109-90	20-11	14-14	34-25	W6	Cartier-35	Willis-8	Cartier/Christie-5	Wallace-27	20,516
60.	Mar. 8	@ LA Clippers	W95-94	20-11	15-14	35-25	W7	Cartier-25	Davis-11	Cartier-5	Anderson/Nesby-21	18,176
61.	Mar. 10	@ Sacramento	L88-103	20-11	15-15	35-26	L1	Cartier-23	Davis-15	Christie-4	Webber-25	17,317
62.	Mar. 12	@ Seattle	W99-97	20-11	16-15	36-26	W1	Cartier-34	Willis-13	McGrady-6	Lewis-28	17,072
63.	Mar. 14	GOLDEN STATE	W85-78	21-11	16-15	37-26	W2	Cartier-23	Willis-15	Bogues-7	Hughes-25	19,800
64.	Mar. 17	ORLANDO	W95-91	22-11	16-15	38-26	W3	Cartier-30	McGrady-13	Christie-7	Atkins/Wallace-14	19,985
65.	Mar. 19	HOUSTON	W100-98	23-11	16-15	39-26	W4	Cartier-37	Willis-13	Christie-5	Anderson-25	19,876
66.	Mar. 21	NEW JERSEY	L93-100	23-12	16-15	39-27	L1	Cartier-23	McGrady-Davis-12	Christie-7	Gill-24	19,800
67.	Mar. 22	@ Philadelphia	L93-106	23-12	16-16	39-28	L2	Cartier-26	Davis-9	Christie-8	Iverson-44	20,753
68.	Mar. 24	CHARLOTTE	L84-102	23-13	16-16	39-29	L3	Cartier-18	Christie-11	Christie/McGrady-4	Jones-25	19,800
69.	Mar. 26	@ Minnesota	L101-106 (OT)	23-13	16-17	39-30	L4	Cartier-38	Cartier/Davis-7	Christie/McGrady-8	Garnett-34	19,902
70.	Mar. 28	@ Cleveland	W99-96	23-13	17-17	40-30	W1	Cartier-19	Cartier/Oakley/McGrady-8	Cartier-6	Murray-30	20,562
71.	Mar. 30	@ New Jersey	L103-107	23-13	17-18	40-31	L1	Cartier-39	Davis-13	Cartier-7	Van Horn-32	18,493
72.	Mar. 31	@ Charlotte	L101-110 (OT)	23-13	17-19	40-32	L2	Cartier-31	McGrady-13	Bogues-7	Jones-32	23,799
73.	Apr. 2	INDIANA	L83-104	23-14	17-19	40-33	L3	McGrady-24	Davis-11	Christie/McGrady-5	Rose-23	19,800
74.	Apr. 4	DETROIT	L88-104	23-15	17-19	40-34	L4	McGrady-28	Davis-12	Cartier/Bogues/McGrady-5	Hill-32	19,800
75.	Apr. 7	@ Atlanta	W104-84	23-15	18-19	41-34	W1	Cartier-23	Davis-11	Cartier-9	Henderson-24	19,499
76.	Apr. 8	@ Chicago	W98-79	23-15	19-19	42-34	W2	Brown/McGrady-19	Oakley-7	Bogues-8	Artest-17	22,137
77.	Apr. 10	CLEVELAND	W112-103	24-15	19-19	43-34	W3	Cartier-11	Cartier-11	Cartier-10	Kemp-22	19,800
78.	Apr. 12	@ Indiana	L73-77	24-15	19-20	43-35	L1	Cartier-28	McGrady-14	McGrady-8	Rose-24	18,345
79.	Apr. 14	NEW YORK	W86-71	25-15	19-20	44-35	W1	Cartier-34	McGrady-9	Cartier/Bogues-6	Ewing-16	19,800
80.	Apr. 16	CHICAGO	W85-84	26-15	19-20	45-35	W2	Cartier-25	Davis-9	McGrady-5	Brand-24	19,800
81.	Apr. 18	@ Miami	L73-97	26-15	19-21	45-36	L1	Cartier-17	Oakley-9	Christie-4	Cartier-17	19,710
82.	Apr. 19	@ Orlando	L100-106	26-15	19-22	45-37	L2	McGrady/Davis-14	Stewart-11	Christie-5	Mercer-27	16,545

### PLAYOFFS

NO.	DATE	OPPONENT	TOR/OPP	HOME	ROAD	TOTAL	SK	HIGH POINTS	HIGH REBOUNDS	HIGH ASSISTS	OPPONENT PTS.	ATTENDANCE
1.	Apr. 23	@ New York	L88-92	0-0	0-1	0-1	L1	McGrady-25	Willis-11	Cartier/Oakley-6	Sprowell-21	19,763
2.	Apr. 26	@ New York	L83-84	0-0	0-2	0-2	L2	Cartier-27	Willis-10	Cartier-5	Sprowell-25	19,763
3.	Apr. 30	NEW YORK	L80-87	0-1	0-2	0-3	L3	Davis-18	Oakley-14	Cartier-8	Houston-23	19,996



**FRONT ROW (L-R):** Reggie Slater, Negele Knight, Tracy McGrady, Vince Carter, Alvin Williams, Dee Brown, Doug Christie, Charles Oakley, John Wallace.  
**BACK ROW (L-R):** Ray Chow, Bryan James, Ron DeAngelo, Danny Aning, Chuck Mooney, Paul Rogers, Sean Marks, Kevin Willis, Michael Stewart, John Thomas, Butch Carter, Brian James, Jim Thomas, Joe Harrington.

## 1998-99 SEASON NOTES:

- The Raptors concluded their most successful season to date with a 23-27 record during the abbreviated schedule.
- Toronto posted its first winning record at home, 14-11.
- Club records were set with a six-game winning streak and a nine-game home winning streak.
- Toronto was the most improved team in the league, based on winning percentage from the previous year.
- Vince Carter became the second Raptor to win the NBA Rookie of the Year Award.
- The Raptors used only 16 players all season and 11 were on the active roster throughout the year.
- Dee Brown led the league in three-pointers made and attempted.
- Four players (Carter, Christie, Oakley, Williams) played in all 50 games, while Christie and Oakley started each one.

PLAYER	G-GS	MIN	FG-FGA	PCT	3FG-FGA	PCT	FT-FTA	PCT	OFF	DEF	TOT	AST	PF-DQ	STL	TO	BLK	PTS	AVG
Carter	50-49	1760	345-766	.450	19-66	.288	204-268	.761	94	189	283	149	140-2	55	110	77	913	18.3
Christie	50-50	1768	252-650	.388	49-161	.304	207-246	.841	59	148	207	187	111-1	113	119	26	760	15.2
Willis	42-38	1216	187-447	.418	0-2	.000	130-155	.839	109	241	350	67	134-1	28	86	28	504	12.0
Brown	49-0	1377	168-495	.378	135-349	.387	40-55	.727	15	88	103	143	75-0	56	80	8	549	11.2
McGrady	49-2	1106	168-385	.436	8-35	.229	114-157	.726	120	158	278	113	94-1	52	80	66	458	9.3
Wallace	48-3	812	153-354	.432	0-0	—	105-150	.700	54	117	171	46	92-0	12	70	43	411	8.6
Oakley	50-50	1633	140-327	.428	1-5	.200	67-83	.807	96	278	374	168	182-4	46	96	21	348	7.0
A. Williams	50-45	1051	95-237	.401	14-42	.333	44-52	.846	19	63	82	130	94-1	51	56	12	248	5.0
Thomas	39-11	593	7-123	.577	0-1	.000	27-48	.563	65	69	134	15	82-0	17	21	9	169	4.3
Slater	30-0	263	31-81	.383	0-0	—	53-85	.624	36	34	70	5	50-0	3	25	3	115	3.8
Stewart	42-2	394	22-53	.415	0-0	—	17-25	.680	43	56	99	5	76-0	4	12	28	61	1.5
Marks	8-0	28	5-8	.625	0-0	—	1-2	.500	0	1	1	0	3-0	1	3	0	11	1.4
Knight	6-0	56	3-8	.375	0-1	.000	2-4	.500	1	5	6	8	5-0	1	7	0	8	1.3
M. Williams	2-0	15	1-5	.200	0-0	—	0-0	—	1	0	1	0	1-0	0	1	0	2	1.0
Baker	1-0	2	0-1	.000	0-0	—	0-0	—	0	0	0	0	0-0	0	1	0	0	0.0
Cunningham	1-0	1	0-0	—	0-0	—	0-0	—	0	0	0	0	0-0	0	0	0	0	0.0
<b>RAPTORS</b>	<b>50</b>	<b>12075</b>	<b>1660-3940</b>	<b>.421</b>	<b>226-662</b>	<b>.341</b>	<b>1011-1330</b>	<b>.760</b>	<b>712</b>	<b>1447</b>	<b>2159</b>	<b>1036</b>	<b>1139-10</b>	<b>439</b>	<b>799</b>	<b>321</b>	<b>4557</b>	<b>91.1</b>
<b>OPPONENTS</b>	<b>50</b>	<b>12075</b>	<b>1694-3855</b>	<b>.439</b>	<b>255-686</b>	<b>.372</b>	<b>896-1368</b>	<b>.728</b>	<b>614</b>	<b>1393</b>	<b>2007</b>	<b>1095</b>	<b>1088-10</b>	<b>446</b>	<b>773</b>	<b>258</b>	<b>4639</b>	<b>92.8</b>

# 1998-99 SEASON

NO.	DATE	OPPONENT	TOR/OPP	HOME	ROAD	TOTAL	SK	HIGH POINTS	HIGH REBOUNDS	HIGH ASSISTS	OPPONENT PTS.	ATTENDANCE
1.	Feb. 5	@Boston	W103-92	0-0	1-0	1-0	W1	Willis-28	Willis-16	A. Williams-6	Walker-21	17,892
2.	Feb. 6	@Washington	L97-98	0-0	1-1	1-1	L1	Oakley-18	Oakley-8	A. Williams-9	Richmond-26	19,335
3.	Feb. 9	MILWAUKEE	L77-91	0-1	1-1	1-2	L2	Carter-22	Oakley/Willis-11	Brown-6	R. Allen-17	14,577
4.	Feb. 11	@Miami	L84-102	0-1	1-2	1-3	L3	Christie-20	Stewart-7	Christie/A. Williams-3	Hardaway-27	14,832
5.	Feb. 16	@New York	L85-95	0-1	1-3	1-4	L4	Carter-17	Oakley-7	McGrady-3	Houston-20	19,763
6.	Feb. 18	WASHINGTON	L88-95	0-2	1-3	1-5	L5	Willis-25	Willis-14	Christie-6	Richmond-31	14,292
7.	Feb. 19	MILWAUKEE	W90-82	1-2	1-3	2-5	W1	Christie-20	Willis-11	Oakley-7	D. Curry-17	14,888
8.	Feb. 21	VANCOUVER	W102-87	2-2	1-3	3-5	W2	Carter-27	Willis-15	McGrady-6	Abdur-Rahim-23	19,800
9.	Feb. 23	@Detroit	L80-106	2-2	1-4	3-6	L1	Wallace-14	Christie/Wallace-5	Christie/McGrady-4	Stackhouse-18	14,187
10.	Feb. 24	@Indiana	L84-104	2-2	1-5	3-7	L2	Carter-28	Willis-13	McGrady-3	Smits-22	14,700
11.	Feb. 26	MINNESOTA	W102-92	3-2	1-5	4-7	W1	Carter-21	Willis-16	Christie-9	Barry-17	15,122
12.	Feb. 28	CHICAGO	L88-90 (OT)	3-3	1-5	4-8	L1	Willis-19	Oakley-12	Brown-7	Marby-19	14,173
13.	Mar. 1	@Charlotte	L88-91	3-3	1-6	4-9	L2	Christie/Brown/Carter-15	Wallace-10	A. Williams-6	Coleman-24	18,039
14.	Mar. 4	@Atlanta	W86-77	3-3	2-6	5-9	W1	Brown-16	Oakley/McGrady-8	Christie/Willis-4	Henderson-18	7,877
15.	Mar. 5	ORLANDO	L84-89	3-4	2-6	5-10	L1	Willis-21	Willis-14	McGrady/A. Williams-6	D. Armstrong-19	15,601
16.	Mar. 7	BOSTON	W105-92	4-4	2-6	10-10	W1	Carter-26	Oakley-13	Christie-7	Walker-28	16,635
17.	Mar. 11	@Miami	L73-83	4-4	2-7	6-11	L1	Wallace-20	Wallace-7	Oakley-3	Mourning-23	14,911
18.	Mar. 13	@Atlanta	L75-86	4-4	2-8	6-12	L2	Christie-21	Carter-9	Christie-4	Henderson-24	8,456
19.	Mar. 15	CHARLOTTE	W89-82	5-4	2-8	7-12	W1	Christie-18	Oakley-10	Christie-5	Four tied with 13	15,329
20.	Mar. 16	NEW JERSEY	W100-85	6-4	2-8	8-12	W2	Carter-20	Carter-15	Brown-5	Marbury-22	15,731
21.	Mar. 17	@Detroit	W103-101	6-4	3-8	9-12	W3	Carter-28	McGrady-7	McGrady-5	Dele-23	14,981
22.	Mar. 19	LA CLIPPERS	W93-82	7-4	3-8	10-12	W4	Carter-26	McGrady-12	Brown/A. Williams-5	Rogers/Patkowski-15	8,839
23.	Mar. 21	NEW YORK	W85-81 (OT)	8-4	3-8	11-12	W5	Carter-23	Carter/Oakley-12	Oakley-4	Ewing-21	19,266
24.	Mar. 22	@New Jersey	L87-106	8-4	3-9	1-13	L1	Wallace-19	Wallace-7	Carter/Oakley-3	Marbury-31	14,697
25.	Mar. 23	@Chicago	W113-90	8-4	4-9	12-13	W1	Brown-25	Carter-11	Christie-8	LaRue-15	22,236
26.	Mar. 25	@Houston	L104-113	8-4	4-10	12-14	L1	Carter-32	Oakley-8	Christie-6	Dickerson-28	16,285
27.	Mar. 26	@San Antonio	W93-91	8-4	5-10	13-14	W1	Brown-23	Oakley/Willis-7	Christie/Oakley-5	Robinson-24	16,290
28.	Mar. 28	CHICAGO	W91-78	9-4	5-10	14-14	W2	Carter-22	Oakley-13	Christie-6	Barry-17	8,461
29.	Mar. 30	@Cleveland	W101-91	9-4	6-10	15-14	W3	Brown-28	Oakley-11	Carter/McGrady-6	Henderson-16	14,209
30.	Apr. 1	INDIANA	W88-87	10-4	6-10	16-14	W4	Carter-31	Carter-11	A. Williams-8	Miller-16	18,666
31.	Apr. 3	WASHINGTON	W87-85	11-4	6-10	17-14	W5	Willis-22	Willis-11	Christie/Carter/Oakley-4	Richmond-28	18,929
32.	Apr. 4	PHILADELPHIA	W97-82	12-4	6-10	18-14	W6	Christie-22	Willis-11	Christie/Oakley/Willis-4	Geiger-20	18,462
33.	Apr. 6	MIAMI	L70-92	12-5	6-10	18-15	L1	McGrady/Wallace-12	McGrady-10	Brown-4	Mourning-20	19,209
34.	Apr. 8	BOSTON	L89-101	12-6	6-10	18-16	L2	Carter-31	Willis-10	Oakley/McGrady-5	Anderson-23	16,949
35.	Apr. 9	@New Jersey	L99-106	12-6	6-11	18-17	L3	Carter-26	Willis-15	Brown-6	Van Horn-30	15,764
36.	Apr. 12	INDIANA	L99-109	12-7	6-11	18-18	L4	Carter-29	Willis-19	Christie-8	D. Davis-21	19,427
37.	Apr. 14	@Philadelphia	L78-96	12-7	6-12	18-19	L5	Christie-19	Willis-10	Brown/Oakley-4	Hughes-22	17,474
38.	Apr. 16	CLEVELAND	L90-91 (OT)	12-8	6-12	18-20	L6	Christie-22	Carter-12	Oakley-6	Kemp-23	19,280
39.	Apr. 17	@New York	W93-90	12-8	7-12	19-20	W1	Carter-21	Willis-10	Oakley-6	Spewell-22	19,763
40.	Apr. 19	ORLANDO	W90-72	13-8	7-12	20-20	W2	McGrady/Willis-16	McGrady-11	A. Williams-5	D. Armstrong-12	17,715
41.	Apr. 20	ATLANTA	L81-103	13-9	7-12	20-21	L1	Carter-16	Willis-8	Brown-5	Crawford-18	18,439
42.	Apr. 21	@Washington	W107-91	13-9	8-12	21-21	W1	Christie-28	Oakley-9	Christie-7	Strickland-21	12,214
43.	Apr. 23	@Orlando	W95-88	13-9	9-12	22-21	W2	Carter-24	McGrady-8	Brown-4	Three tied with 16	17,248
44.	Apr. 25	DETROIT	L83-91	13-10	9-12	22-22	L1	Carter-18	Willis-7	Carter-8	Stackhouse-24	19,800
45.	Apr. 27	CHARLOTTE	L98-108	13-11	9-12	22-23	L2	McGrady-27	Oakley-10	Oakley-5	Jones-28	19,800
46.	Apr. 28	@Milwaukee	L102-115	13-11	9-13	22-24	L3	Brown-29	Carter-7	Christie-5	Thomas-21	15,463
47.	Apr. 30	@Cleveland	L83-91	13-11	9-14	22-25	L4	Carter-25	McGrady-13	Oakley-5	Ferry-18	13,958
48.	May 1	@Philadelphia	L96-103	13-11	9-15	22-26	L5	Christie-27	Wallace-8	Oakley-6	Iverson-31	20,550
49.	May 4	@Milwaukee	L86-99	13-11	9-16	22-27	L6	Carter-26	McGrady/Slater-6	Oakley-5	R. Allen-19	13,859
50.	May 5	CLEVELAND	W96-87	14-11	9-16	23-27	W1	Christie-26	Thomas-11	Oakley/McGrady-7	Ferry-22	9,800







**FRONT ROW (L-R):** Reggie Slater, Alvin Williams, Chris Garner, Shawn Respert, Chauncey Billups, Dee Brown, Doug Christie, John Wallace, Oliver Miller.  
**BACK ROW (L-R):** Danny Aning , Ray Chow, Bryan James, Chuck Mooney, Tracy McGrady, Marcus Camby, Roy Rogers, John Thomas, Gary Trent, Sharone Wright, Butch Carter, John Shumate, Jim Thomas, Bob Zuffelato.

### 1997-98 SEASON NOTES:

- The Raptors finished with a 16-66 record.
- Toronto used 24 players, more than any team in the league.
- The Raptors concluded the season as the youngest team in the NBA with an average age of 24.6 years and had five rookies on their 12-man roster for the last month.
- In February, the team had a six-player trade, a seven-player trade and a coaching change.
- Marcus Camby led the NBA in blocked shots with 3.65 per game.
- John Wallace had the largest scoring increase in the NBA, +9.2 from the previous year.
- The Raptors were 5-2 in overtime games.
- Toronto had a 17-game losing streak from November 6 to December 9.

PLAYER	G-GS	MIN	FG-FGA	PCT	3FG-FGA	PCT	FT-FTA	PCT	OFF	DEF	TOT	AST	PF-DQ	STL	TO	BLK	PTS	AVG
Stoudamire	49-49	2033	354-833	.425	65-205	.317	179-212	.844	63	154	217	399	112-0	80	159	5	952	19.4
Christie	78-78	2939	458-1071	.428	100-307	.326	271-327	.829	94	310	404	282	198-3	190	228	57	1287	16.5
Wallace	82-36	2361	468-979	.478	1-2	.500	210-293	.717	117	256	373	110	239-7	62	172	101	1147	14.0
W. Williams	28-16	876	125-319	.392	49-129	.380	49-60	.817	27	91	118	69	100-2	40	52	23	348	12.4
Camby	63-58	2002	308-747	.412	0-2	.000	149-244	.611	203	263	466	111	200-1	68	134	230	765	12.1
Trent (TOT)	54-20	1360	241-505	.477	4-12	.333	144-212	.679	123	215	338	72	161-3	35	94	27	630	11.7
Trent (TOR)	13-7	355	64-146	.438	0-3	.000	31-49	.633	43	61	104	14	46-1	8	22	8	159	12.2
Billups (TOT)	80-70	2216	280-749	.374	107-325	.329	226-266	.850	62	128	190	314	172-2	107	174	4	893	11.2
Billups (TOR)	29-26	920	103-295	.349	43-136	.316	79-86	.919	22	55	77	97	54-1	30	56	2	328	11.3
Brown (TOT)	72-12	1719	246-562	.438	108-271	.399	58-71	.817	24	128	152	154	123-1	82	73	23	658	9.1
Brown (TOR)	31-2	908	137-307	.446	65-158	.411	39-43	.907	14	76	90	101	47-0	38	41	17	378	12.2
Jones	14-4	352	52-127	.409	2-3	.667	14-19	.737	50	52	102	18	39-0	10	16	3	120	8.6
Slater	78-28	1662	211-459	.460	0-0	---	203-322	.630	134	171	305	74	201-4	45	102	30	625	8.0
McGrady	64-17	1179	179-398	.450	14-41	.341	79-111	.712	105	164	269	98	86-0	49	66	61	451	7.0
Tabak	39-29	752	116-249	.466	0-1	.000	16-48	.333	59	95	154	36	117-1	15	44	27	248	6.4
Miller	64-53	1628	170-369	.461	0-4	.000	61-101	.604	146	254	400	196	184-1	58	131	72	401	6.3
C. Rogers	18-0	351	45-87	.517	0-1	.000	18-32	.563	34	31	65	16	34-0	9	13	8	108	6.0
A. Williams (TOT)	54-13	1071	125-282	.443	9-28	.321	65-90	.722	24	57	81	103	79-0	38	58	3	324	6.0
A. Williams (TOR)	13-3	207	16-44	.364	2-4	.500	7-11	.636	5	16	21	20	19-0	8	8	1	41	3.2
Daniels	6-0	82	12-29	.414	2-9	.222	8-10	.800	4	3	7	4	4-0	3	4	2	34	5.7
Respert	47-4	696	94-209	.450	25-67	.373	44-54	.815	30	43	73	44	58-0	29	33	1	257	5.5
Thomas (TOT)	54-2	535	55-113	.487	0-0	---	41-54	.759	48	58	106	17	97-0	22	46	12	151	2.8
Thomas (TOR)	21-0	167	14-33	.424	0-0	---	15-21	.714	16	20	36	4	32-0	3	13	3	43	2.0
Wright	7-0	44	7-14	.500	0-0	---	2-4	.500	1	8	9	4	7-0	0	2	0	16	2.3
Garner	38-0	293	23-70	.329	4-14	.286	3-7	.429	7	17	24	45	50-0	21	25	4	53	1.4
R. Rogers (TOT)	15-0	106	9-25	.360	0-0	---	2-6	.333	8	9	17	2	18-0	3	5	8	20	1.3
R. Rogers (TOR)	6-0	69	6-17	.353	0-0	---	1-4	.250	8	4	12	1	12-0	1	4	4	13	2.2
Stokes	4-0	17	1-3	.333	0-0	---	1-2	.500	1	3	4	1	4-0	1	2	2	3	0.8
Kempton (TOT)	8-0	47	2-9	.222	0-0	---	0-0	---	4	2	6	3	10-0	1	4	2	4	0.5
Kempton (TOR)	5-0	32	2-7	.286	0-0	---	0-0	---	4	1	5	2	7-0	1	4	2	4	0.8
McCann	1-0	5	0-1	.000	0-0	---	0-0	---	0	1	1	0	1-0	0	0	0	0	0.0
<b>RAPTORS</b>	<b>82</b>	<b>19930</b>	<b>2965-6813</b>	<b>.435</b>	<b>372-1086</b>	<b>.343</b>	<b>1479-2060</b>	<b>.718</b>	<b>1187</b>	<b>2149</b>	<b>3336</b>	<b>1746</b>	<b>1851-21</b>	<b>769</b>	<b>1371</b>	<b>663</b>	<b>7781</b>	<b>94.9</b>
<b>OPPONENTS</b>	<b>82</b>	<b>19930</b>	<b>3271-6826</b>	<b>.479</b>	<b>396-1034</b>	<b>.383</b>	<b>1603-2289</b>	<b>.700</b>	<b>1270</b>	<b>2506</b>	<b>3776</b>	<b>2219</b>	<b>1748-12</b>	<b>737</b>	<b>1370</b>	<b>514</b>	<b>8541</b>	<b>104.2</b>

# 1997-98 SEASON

NO.	DATE	OPPONENT	TOR/OPP	HOME	ROAD	TOTAL	SK	HIGH POINTS	HIGH REBOUNDS	HIGH ASSISTS	OPPONENT PTS.	ATTENDANCE
1.	Oct. 31	@Miami	L 101-114	0-0	0-1	0-1	L1	Christie/W. Williams-18	Cambry-12	W. Williams-4	Mashburn-22	14,795
2.	Nov. 1	@Atlanta	L 85-90	1-0	0-2	0-2	L2	Stoudamir-21	Jones-7	Stoudamir-6	Motombo-18	8,539
3.	Nov. 4	GOLDEN STATE	W104- 86	1-2	0-2	1-2	W1	Wallace-17	Christie-8	Stoudamir-13	Marshall-20	16,624
4.	Nov. 6	SEATTLE	L 92-109	1-3	0-2	1-3	L1	Stoudamir-22	Cambry-9	Stoudamir-7	Baker-35	15,459
5.	Nov. 8	@Orlando	L 87-96	1-4	0-3	1-4	L2	Cambry-17	Christie-7	Stoudamir-9	Sekaly-26	17,248
6.	Nov. 10	SAN ANTONIO	L 98-100	1-2	0-3	1-5	L3	Christie-26	Jones-12	Stoudamir-13	Robinson-32	18,174
7.	Nov. 12	NEW YORK	L 70-93	1-3	0-3	1-6	L4	Wallace-13	Jones-7	Stoudamir-7	Johnson-27	18,143
8.	Nov. 14	@Boston	L 99-103	1-3	0-4	1-7	L5	W. Williams-25	W. Williams-12	Stoudamir-9	Billups/Walker-22	17,224
9.	Nov. 15	INDIANA	L 77-105	1-4	0-4	1-8	L6	Wallace-17	McGrady-11	Stoudamir-14	Mullin-20	17,188
10.	Nov. 18	BOSTON	L109-122	1-5	0-4	1-9	L7	Wallace-30	Wallace-30	Respet/Stoudamir-6	McCarthy-18	16,343
11.	Nov. 20	@Houston	L 97-127	1-5	0-5	1-10	L8	Stoudamir-25	Stoudamir-11	Stoudamir-4	Drexler-21	16,285
12.	Nov. 22	@Miami	L104-108	1-5	0-6	1-11	L9	Wallace-28	Tabak-9	Stoudamir-11	Austin-33	14,381
13.	Nov. 24	PORTLAND	L 90-91	1-6	0-6	1-12	L10	Stoudamir-29/Slater-7	Jones-7	Stoudamir-11	Wallace-16	15,051
14.	Nov. 26	ATLANTA	L104-109(2OT)	1-7	0-6	1-13	L11	Wallace-30	Jones-16	Stoudamir-13	Motombo-34	15,639
15.	Nov. 28	@Dallas	L 91-93	1-7	0-7	1-14	L12	Christie-27	Wallace-10	Stoudamir-6	Scott-21	13,327
16.	Nov. 30	@LA Lakers	L 99-105	1-7	0-8	1-15	L13	Wallace-25	Jones-9	Stoudamir-11	Jones-32	14,940
17.	Dec. 3	@Utah	L 98-115	1-7	0-9	1-16	L14	Stoudamir-25	Miller-8	Miller-4	Malone-23	19,590
18.	Dec. 5	@Phoenix	L 91-110	1-7	0-10	1-17	L15	Wallace-20	Miller-9	Stoudamir-4	McDyess-19	19,023
19.	Dec. 7	DETROIT	L 83-93	1-8	0-10	1-18	L16	Wallace-23	Miller-9	Stoudamir-9	J. Williams/Hill-20	16,829
20.	Dec. 9	CHARLOTTE	L 82-95	1-9	0-10	1-19	L17	Stoudamir-20	Miller-12	Stoudamir-7	Phillips-20	16,325
21.	Dec. 10	@Philadelphia	W104- 97	1-9	1-10	2-19	W1	W. Williams-39	Miller-11	Stoudamir-14	Irvin-21	11,833
22.	Dec. 13	@Chicago	L 70-97	1-9	1-11	2-20	L1	Wallace-14	Wallace-7	Garner-3/Stoudamir-3	Harper-20	23,867
23.	Dec. 15	INDIANA	L101-108	1-10	1-11	2-21	L2	Cambry-28	Miller-8	Stoudamir-15	Miller-22	14,562
24.	Dec. 17	BOSTON	L 83-88	1-11	1-11	2-22	L3	McGrady-17	Miller-8	Stoudamir-5	Billups/Walker-18	14,771
25.	Dec. 19	MILWAUKEE	W 92- 91	2-11	1-11	3-22	W1	Stoudamir-36	Cambry-14	Stoudamir-8	Gilliam-23	15,076
26.	Dec. 20	WASHINGTON	L 92- 94	2-12	1-11	3-23	L1	Cambry/Stoudamir-18	Stoudamir-7	Stoudamir-8	Webber-28	15,434
27.	Dec. 22	@Charlotte	L 79- 81	2-12	1-12	3-24	L2	Stoudamir-21	Christie/Stoudamir-7	Christie-6	Mason-17	23,449
28.	Dec. 27	@New York	W 97- 94	2-12	2-12	4-24	W1	Stoudamir-30	Slater-11	Stoudamir-5	Houston-21	19,763
29.	Dec. 30	@Detroit	L 95-100	2-12	2-13	4-25	L1	Stoudamir-36	Miller-11	Stoudamir-8	Hill-29	19,087
30.	Dec. 31	@Washington	L 91-118	2-12	2-14	4-26	L2	Stoudamir-19	McGrady/Stoudamir-5	Stoudamir-7	Murray/Webber-22	19,651
31.	Jan. 2	DETROIT	L 88- 91	2-13	2-14	4-27	L3	Christie-23	Christie-23	Stoudamir-16	B. Williams-26	17,292
32.	Jan. 3	@Indiana	L 77- 89	2-13	2-15	4-28	L4	Wallace-18	Miller-12	Stoudamir-6	Smits-24	16,259
33.	Jan. 5	HOUSTON	L 96-120	2-14	2-15	4-29	L5	Miller-22	Christie/Tabak-7	Stoudamir-12	Willis-20	16,375
34.	Jan. 7	ORLANDO	L 81- 83	2-15	2-15	4-30	L6	Stoudamir-26	Christie-12	Stoudamir-7	Maxwell-18	15,168
35.	Jan. 10	@Cleveland	W102- 93	2-15	3-15	5-30	W1	Stoudamir-34	Miller-11	Stoudamir-7	Anderson-24	17,864
36.	Jan. 12	NEW JERSEY	L100-108	2-16	3-15	5-31	L1	Stoudamir-19	Cambry-13	Stoudamir-6	Kittles-31	14,376
37.	Jan. 14	LA CLIPPERS	W109-101	3-16	3-15	6-31	W1	Stoudamir-36	Cambry/Miller-12	Stoudamir-11	Murray-23	15,073
38.	Jan. 17	NEW YORK	L 82- 93	3-17	3-15	6-32	L1	Cambry-22	C. Rogers-11	Stoudamir-8	Johnson-24	18,898
39.	Jan. 19	@Charlotte	L 88-109	3-17	3-16	6-33	L2	Tabak-23	Tabak-7	Stoudamir-12	Rice-38	21,934
40.	Jan. 21	SACRAMENTO	W 99- 98	4-17	3-16	7-33	W1	Stoudamir-36	Cambry-18	Stoudamir-11	Richmond-27	14,212
41.	Jan. 24	MINNESOTA	W113-107(OT)	5-17	3-16	9-33	W2	Christie-31	Cambry/Miller-12	Stoudamir-10	Gugliotta-25	15,778
42.	Jan. 26	PHILADELPHIA	W 91- 87	6-17	3-16	9-33	W3	Christie-26	Cambry-10	Stoudamir-8	Thomas-14	14,458
43.	Jan. 29	@Denver	W 84- 80	6-17	4-16	10-33	W4	Stoudamir-22	Miller-8	Stoudamir-5	L. Ellis-18	9,629
44.	Jan. 30	@Sacramento	L 97-123	6-17	4-17	10-34	L1	Wallace-18	Cambry/C. Rogers-6	Christie/Wallace-3	Richmond-27	14,170
45.	Feb. 1	@Portland	L 90- 97	6-17	4-18	10-35	L2	Stoudamir-21	Wallace-9	Stoudamir-9	Rider-38	20,792
46.	Feb. 3	PHOENIX	L105-110	6-18	4-18	10-36	L3	Christie/W. Williams-24	Cambry-10	Stoudamir-8	McDyess-24	14,344
47.	Feb. 5	DALLAS	W101- 93	7-18	4-18	11-36	W1	Stoudamir-21	Cambry-16	Stoudamir-8	Finley-19	14,292
48.	Feb. 10	@Chicago	L 86- 93	7-18	4-19	11-37	L1	Stoudamir-19	Cambry-11	W. Williams/Stoudamir-4	Kucuk-21	23,881
49.	Feb. 12	CLEVELAND	L 94-103	7-19	4-19	11-38	L2	Christie-26	Miller-8	Person-10	Miller-28	14,348
50.	Feb. 13	@New Jersey	L115-130	7-19	4-20	11-39	L3	Wallace-29	Wallace-12	Wallace-6	Van Horn-24	14,263
51.	Feb. 15	MIAMI	L 95-116	7-20	4-20	11-40	L4	Wallace-27	McGrady-8	Garner-7	Mourning-31	16,888
52.	Feb. 19	CHICAGO	L 86-123	7-21	4-20	11-41	L5	Wallace-19	Miller-7	Christie-5	Pippen-22	30,172
53.	Feb. 20	@Milwaukee	L 89- 94	7-21	4-21	11-42	L6	Christie-23	Cambry-10	Miller-4	Gilliam-24	17,856
54.	Feb. 22	WANCOVER	W113-105(OT)	8-21	4-21	12-42	W1	Billups-27	Trent-15	Christie-7	Abdur-Rahim-22	16,932
55.	Feb. 26	@San Antonio	L 86- 97	8-21	4-22	12-43	L1	Christie-17	Trent-10	Miller-6	Duncan-24	13,978
56.	Feb. 27	@Orlando	W115-107(3OT)	8-21	5-22	13-43	W1	Christie-35	Cambry-13	Brown-9	Strong-21	16,947
57.	Mar. 3	UTAH	L 93-108	8-22	5-22	13-44	L1	Billups-26	Trent-7	Miller-8	Anderson-26	16,448
58.	Mar. 4	@Cleveland	L 88-122	8-22	5-23	13-45	L2	Christie-16	Cambry/Miller-5	Brown/Wallace-4	Person-33	15,017
59.	Mar. 6	@Minnesota	L 91-113	8-22	5-24	13-46	L3	Billups-20	Cambry-9	Miller-4	Garnett-26	18,156
60.	Mar. 8	@Vancouver	L106-113	8-22	5-25	13-47	L4	Brown-21	Christie-8	Miller-8	Reeves-38	16,098
61.	Mar. 10	@Seattle	L 93-111	8-22	5-26	13-48	L5	Wallace-25	Wallace-9	Christie/Wallace-5	Payton-24	17,072
62.	Mar. 13	@LA Clippers	L120-152	8-22	5-27	13-49	L6	Slater-20	Miller-7	Miller-7	Murray-25	6,152
63.	Mar. 15	@Golden State	W100- 98(OT)	8-22	6-27	14-49	W1	Christie-24	Cambry-16	Miller-4	Marshall-19	13,063
64.	Mar. 17	ATLANTA	L105-117	8-23	6-27	14-50	L1	Christie-30	Miller-9	Christie-8	Smith-21	16,546
65.	Mar. 19	DENVER	W104-103(OT)	9-23	6-27	15-50	W1	Brown-24	Christie-9	Miller/Christie/Brown-5	Newman-24	14,274
66.	Mar. 20	@Detroit	L 99-105	9-23	6-28	15-51	L1	Billups-22	Cambry-8	Christie-8	Hill-25	22,076
67.	Mar. 22	CHICAGO	L100-102	9-24	6-28	15-52	L2	Wallace-26	McGrady/Christie-9	McGrady-8	Jordan/Pippen-33	33,216
68.	Mar. 24	CHARLOTTE	L 89-106	9-25	6-28	15-53	L3	Cambry-20	Wallace-10	Billups-6	Rice-24	14,490
69.	Mar. 26	CLEVELAND	L 96- 97	9-26	6-28	15-54	L4	Christie-26	Cambry-13	Christie-8	Kemp-19	14,120
70.	Mar. 29	ORLANDO	L 68- 95	9-27	6-28	15-55	L5	Christie-20	Miller-11	Billups-4	Grant-16	16,876
71.	Mar. 31	LA LAKERS	*L105-114	9-28	6-28	15-56	L6	Billups-21	Cambry/Trent-7	Billups/Miller-6	Fox-31	16,086
72.	Apr. 1	@Atlanta	L 91-105	9-28	6-29	15-57	L7	Christie/Trent-14	Christie/McGrady-9	Christie-3	Henderson-23	10,441
73.	Apr. 3	@Washington	L112-120	9-28	6-30	15-58	L8	Brown-30	Trent-10	Brown-6	Strickland-22	18,324
74.	Apr. 5	@Philadelphia	L104-116	9-28	6-31	15-59	L9	Trent-25	McGrady-13	Brown-6	Irvin-36	15,808
75.	Apr. 7	@Milwaukee	L105-114	9-28	6-32	15-60	L10	Christie-20	Slater-8	Christie-5	Allen-28	13,288
76.	Apr. 8	MILWAUKEE	L100-107	9-29	6-32	15-61	L11	Trent-24	Billups/McGrady-15	Christie-8	Allen-25	16,111
77.	Apr. 10	MIAMI	L105-111(OT)	9-30	6-32	15-62	L12	Christie-26	McGrady-15	Christie-7	Hardaway-28	14,168
78.	Apr. 12	NEW JERSEY	L109-116	9-31	6-32	15-63	L13	Brown-30	Cambry-11	McGrady-6	Van Horn-33	14,088
79.	Apr. 14	@New Jersey	W 96- 92	9-31	7-32	16-63	W1	Christie-23	Cambry-12	Billups/Christie-4	Van Horn-25	17,521
80.	Apr. 16	@New York	L 79-108	9-31	7-33	16-64	L1	Christie-14	McGrady/Christie-7	Brown-4	Johnson-26	19,763
81.	Apr. 17	@Indiana	L 98-107	9-31	7-34	16-65	L2	Christie-24	Trent-12	Billups-5	D. Davis-20	16,059
82.	Apr. 19	PHILADELPHIA	*L 78-107	9-32	7-34	16-66	L3	Christie-16	Cambry-11	Christie-4	Iverson-26	14,578

\*Game played at Maple Leaf Gardens



**FRONT ROW (L-R):** Earl Cureton, Walt Williams, John Long, Hubert Davis, Damon Stoudamire, Martin Lewis, Doug Christie, Popeye Jones, Sharonne Wright.  
**BACK ROW (L-R):** Curtis Emerson, Ray Chow, Bryan James, Chuck Mooney, Carlos Rogers, Zan Tabak, Acie Earl, Marcus Camby, Darrell Walker, John Shumate, Bob Zuffelato, Jim Thomas.

### 1996-97 SEASON NOTES:

- The Raptors finished with a 30-52 record (18-23 at home; 12-29 on the road).
- The nine-game improvement from the previous year was the sixth biggest jump in the NBA.
- Toronto's total of 51 wins in the first two seasons matched Minnesota's best start for a modern-era expansion team.
- Toronto was one of only four teams (New York, Atlanta, L.A. Lakers) to defeat each of the top three teams in the league – Chicago, Utah and Miami.
- Damon Stoudamire finished among the league leaders in five different statistical categories.
- Doug Christie finished second in voting for the league's Most Improved Player award and was second in the NBA in steals.
- Stoudamire and Christie combined to be the best rebounding guard pair (9.4 rpg) in the league and were second in assists (12.7 apg) and steals (4.0 spg) while finishing sixth in scoring (34.7 ppg) – the only duo to rank among the top six backcourt pairs in each of these combined categories.
- Toronto finished with 34 of their 82 games decided by six points or less (14-20), the second highest number in the league, after Portland's 37.
- The Raptors scored 48 points in the first quarter Jan. 11 at New Jersey, the best one-quarter output in the NBA this season. They had 79 points in the first half, also a league-best.
- The Raptors finished among the top ten in blocks (3rd), steals (6th), and forcing turnovers (6th).
- The Raptors averaged 18,267 spectators over 41 home games, the eighth highest figure in the league. Toronto hosted three of the four largest crowds in the NBA this season.

PLAYER	G-GS	MIN	FG-FGA	PCT	3FG-FGA	PCT	FT-FTA	PCT	OFF	DEF	TOT	AST	PF-DQ	STL	TO	BLK	PTS	AVG
Stoudamire	81-81	3311	564-1407	.401	176-496	.355	330-401	.823	86	244	330	709	162-1	123	288	13	1634	20.2
Williams	73-73	2647	419-982	.427	175-437	.400	186-243	.765	103	264	367	197	282-11	97	174	62	1199	16.4
Camby	63-38	1897	375-778	.482	2-14	.143	183-264	.693	131	263	394	97	214-7	66	134	130	935	14.8
Christie	81-81	3127	396-949	.417	147-383	.384	237-306	.775	85	347	432	315	245-6	201	200	45	1176	14.5
Rogers	56-3	1397	212-404	.525	25-66	.379	102-170	.600	120	184	304	37	140-1	42	53	69	551	9.8
Slater	26-0	406	82-149	.550	0-2	.000	39-75	.520	40	55	95	21	34-0	9	29	6	203	7.8
Jones	79-61	2421	258-537	.480	1-13	.077	99-121	.818	270	410	680	84	269-3	58	116	39	616	7.8
Wright	60-28	1009	161-403	.400	0-1	.000	68-133	.511	79	107	186	28	146-3	15	93	50	390	6.5
Tabak	13-4	218	32-71	.451	0-0	—	20-29	.690	20	29	49	14	35-0	6	21	11	84	6.5
Davis	36-0	623	74-184	.402	16-70	.229	17-23	.739	11	29	40	34	40-0	11	21	2	181	5.0
Miller (TOT)	61-8	1152	123-238	.517	0-2	.000	48-79	.608	105	201	306	87	181-1	47	90	63	294	4.8
Miller (TOR)	19-8	316	47-84	.560	0-1	.000	20-26	.769	23	50	73	29	48-0	13	20	13	114	6.0
Rozier (TOT)	42-29	737	79-174	.454	0-2	.000	31-61	.508	102	132	234	31	97-2	24	29	44	189	4.5
Rozier (TOR)	41-29	732	79-173	.457	0-2	.000	31-61	.508	102	132	234	31	97-2	24	29	44	189	4.6
Earl	38-0	457	59-157	.376	0-5	.000	44-70	.629	33	52	85	18	54-0	12	33	27	162	4.3
Respert (TOT)	41-0	495	59-139	.424	20-57	.351	34-39	.872	14	25	39	40	40-0	20	30	2	172	4.2
Respert (TOR)	27-0	412	53-120	.442	19-48	.396	27-32	.844	11	21	32	32	35-0	20	22	2	152	5.6
Long	32-0	370	46-117	.393	12-34	.353	25-28	.893	6	34	40	21	28-0	9	24	2	129	4.0
Benjamin	4-3	44	5-12	.417	0-0	—	3-4	.750	3	6	9	1	5-0	1	2	0	13	3.3
Oliver	4-0	43	4-13	.308	1-6	.167	2-2	1.000	1	4	5	1	2-0	2	3	0	11	2.8
Whiteside	27-1	259	18-55	.327	12-36	.333	11-15	.733	2	10	12	36	23-0	11	17	0	59	2.2
Lohaus	6-0	45	4-15	.267	2-7	.286	0-0	—	1	6	7	1	6-0	1	1	0	10	1.7
Lewis	9-0	50	6-14	.429	1-3	.333	1-2	.500	4	2	6	4	8-0	1	1	2	14	1.6
Cureton	9-0	46	3-8	.375	0-0	—	1-3	.333	4	5	9	4	10-0	0	1	0	7	0.8
<b>RAPTORS</b>	<b>82</b>	<b>19830</b>	<b>2897-6632</b>	<b>.437</b>	<b>589-1624</b>	<b>.363</b>	<b>1446-2008</b>	<b>.720</b>	<b>1135</b>	<b>2254</b>	<b>3389</b>	<b>1714</b>	<b>1883-34</b>	<b>722</b>	<b>1347</b>	<b>517</b>	<b>7829</b>	<b>95.5</b>
<b>OPPONENTS</b>	<b>82</b>	<b>19830</b>	<b>2971-6390</b>	<b>.465</b>	<b>497-1427</b>	<b>.348</b>	<b>1646-2274</b>	<b>.724</b>	<b>1033</b>	<b>2352</b>	<b>3385</b>	<b>1967</b>	<b>1799-9</b>	<b>675</b>	<b>1338</b>	<b>442</b>	<b>8085</b>	<b>98.6</b>

# 1996-97 SEASON

NO.	DATE	OPPONENT	TOR/OPP	HOME	ROAD	TOTAL	SK	HIGH POINTS	HIGH REBOUNDS	HIGH ASSISTS	OPPONENT PTS.	ATTENDANCE
1.	Nov. 1	NEW YORK	L99-107	0-1	0-0	0-1	L1	Stoudamire-28	Jones-9	Stoudamire-10	Houston - 28	28,457
2.	Nov. 2	@ Charlotte	L98-109	0-1	0-1	0-2	L2	Stoudamire-19	Rogers-8	Stoudamire-8	Curry-8	24,042
3.	Nov. 5	DALLAS	W100-96	1-1	0-1	1-2	W1	Williams-34	Rogers-12	Stoudamire-8	Gatling-22	17,065
4.	Nov. 8	LAKEERS	W93-92	2-1	0-1	2-2	W2	Stoudamire-21	Stoudamire-10	Stoudamire-10	O'Neal/Jones-25	27,357
5.	Nov. 11	DENVER	L93-104	2-2	0-1	2-3	L1	Camby-26	Rogers-9	Stoudamire-6	Ellis-7	17,132
6.	Nov. 13	PHILADELPHIA	W110-98	3-2	0-1	3-3	W1	Williams-22	Jones-14	Stoudamire-12	Weatherstone-26	17,385
7.	Nov. 14	@New York	L96-99	3-2	0-2	3-4	L1	Camby-29	Jones-8	Stoudamire-13	Ewing-25	19,763
8.	Nov. 16	@Orlando	L87-92	3-2	0-3	3-5	L2	Williams-29	Christie-7	Stoudamire-5	Anderson-25	17,248
9.	Nov. 19	SEATTLE	L98-106	3-3	0-3	3-6	L3	Christie-31	Jones-11	Camby-4	Mills-26	18,803
10.	Nov. 21	CLEVELAND	L81-89	3-4	0-3	3-7	L4	Stoudamire-24	Earl-8	Stoudamire-6	Keith-21	16,835
11.	Nov. 23	ATLANTA	L88-91	3-5	0-3	3-8	L5	Stoudamire-22	Jones-9	Stoudamire-8	Laethur-29	16,838
12.	Nov. 26	SACRAMENTO	L87-98	3-6	0-3	3-9	L6	Stoudamire-27	Jones-16	Stoudamire-6	Abdul-Rauf-18	15,037
13.	Nov. 27	CHARLOTTE	W92-88	4-6	0-3	4-9	W1	Williams-23	Jones-18	Stoudamire-6	Rice-29	15,710
14.	Nov. 30	@Minnesota	L70-79	4-6	0-4	4-10	L1	Stoudamire-20	Jones-15	Stoudamire/Christie-4	Giugliotta-25	18,679
15.	Dec. 2	HOUSTON	W100-89	5-6	0-4	5-10	W1	Stoudamire-27	Jones-13	Stoudamire-11	Barkley-30	17,108
16.	Dec. 3	@Cleveland	L74-93	5-6	0-5	5-11	L1	Christie/Earl-16	Jones-9	Stoudamire-11	Brandon-18	13,494
17.	Dec. 5	WASHINGTON	W82-80	6-6	0-5	6-11	W1	Williams-29	Jones-13	Stoudamire-9	Strickland-17	15,222
18.	Dec. 7	@Atlanta	L75-101	6-6	0-6	6-12	L1	Williams-17	Jones-10	Stoudamire/Christie-3	Smith-22	11,422
19.	Dec. 8	CHICAGO	W97-89	7-6	0-6	7-12	W1	Stoudamire-31	Jones-18	Stoudamire-13	Pippen-28	33,385
20.	Dec. 10	GOLDEN STATE	L91-101	7-7	0-6	7-13	L1	Stoudamire-19	Rogers-8	Stoudamire-10	Smith-36	15,132
21.	Dec. 11	@Boston	L113-115 (3OT)	7-7	0-7	7-14	L2	Stoudamire-31	Jones-21	Stoudamire-12	Fox-24	14,760
22.	Dec. 14	@Miami	L88-89	7-7	0-8	7-15	L3	Williams-18	Williams-18	Christie-6	Mourning-26	14,712
23.	Dec. 16	DETROIT	L92-98	7-8	0-8	7-16	L4	Stoudamire-28	Christie/Rogers-6	Stoudamire-8	Hill-27	16,546
24.	Dec. 17	@New Jersey	W97-88	7-8	1-8	8-16	W1	Williams-24	Jones-12	Christie/Jones-3	Kittles-27	10,078
25.	Dec. 19	MILWAUKEE	W96-93	8-8	1-8	9-16	W2	Stoudamire-19	Jones-17	Stoudamire-12	Baker-21	15,321
26.	Dec. 20	@Cleveland	L82-91	8-8	1-9	9-17	L1	Rogers-18	Christie-8	Stoudamire-7	Hill-21	14,624
27.	Dec. 22	@Indiana	L92-111	8-8	1-10	9-18	L2	Rogers-15	Jones-11	Stoudamire/Williams-3	Miller-21	14,533
28.	Dec. 26	NEW JERSEY*	W98-96	9-8	1-10	10-18	W1	Stoudamire-18	Jones-11	Christie-7	Paok-27	16,630
29.	Dec. 27	@Washington	L82-100	9-8	1-11	10-19	L1	Christie-20	Camby-10	Stoudamire-8	Webber-25	18,756
30.	Jan. 2	@Orlando	L94-96 (OT)	9-8	1-12	20-20	L2	Stoudamire-32	Jones-11	Stoudamire-12	Seakaly-31	17,248
31.	Jan. 4	@Detroit	L74-118	9-8	1-13	20-21	L3	Christie-20	Jones-7	Stoudamire-5	Curry-17	21,454
32.	Jan. 7	LA CLIPPERS	L80-87	9-9	1-13	20-22	L4	Stoudamire-25	Christie-11	Stoudamire-9	Vaught-21	15,249
33.	Jan. 9	UTAH	W110-96	10-9	1-13	21-22	W1	Stoudamire-27	Jones-14	Christie-10	Malone-24	16,517
34.	Jan. 11	@New Jersey	W123-106	10-9	2-13	22-22	W2	Stoudamire/Williams-28	Jones/Camby-9	Stoudamire/Christie-9	Gill-30	15,527
35.	Jan. 12	ORLANDO	L85-88	10-10	2-13	22-23	L1	Williams-22	Jones-10	Stoudamire-14	Grant-22	21,416
36.	Jan. 15	@Seattle	L78-122	10-10	2-14	22-24	L2	Christie/Rogers-15	Rogers/Williams-7	Stoudamire-7	Perkins-26	17,072
37.	Jan. 17	@Portland	W94-92	10-10	3-14	23-24	W1	Stoudamire-24	Jones-12	Christie-8	Rider-23	20,212
38.	Jan. 19	@Vancouver	L92-100	10-10	3-15	23-25	L1	Stoudamire-34	Camby-11	Stoudamire-6	Abdur-Rahim-26	17,474
39.	Jan. 21	MINNESOTA	W118-106	11-10	3-15	24-25	W1	Williams-32	Jones-10	Stoudamire-17	Robinson-21	15,859
40.	Jan. 23	MIAMI	L87-99	11-11	3-15	24-26	L1	Williams-23	Camby-10	Stoudamire-11	Hardaway-26	15,817
41.	Jan. 25	@Chicago	L98-110	11-11	3-16	24-27	L2	Stoudamire-26	Jones-16	Stoudamire-11	Jordan-24	23,913
42.	Jan. 28	PORTLAND	W120-84	12-11	3-16	25-27	W1	Christie-33	Rozier-11	Stoudamire-13	Rider-16	15,327
43.	Jan. 29	@Philadelphia	L99-101	12-11	3-17	25-28	L1	Stoudamire-25	Jones-10	Christie-6	Iverson-31	11,251
44.	Feb. 1	PHOENIX	W110-86	13-11	3-17	26-28	W1	Williams-33	Jones-14	Stoudamire-13	Person-23	19,405
45.	Feb. 3	BOSTON	L102-114	13-12	3-17	26-29	L1	Stoudamire-26	Jones-11	Stoudamire-10	Williams-27	15,259
46.	Feb. 5	CLEVELAND	W89-84	14-12	3-17	27-29	W1	Williams-26	Rogers-9	Stoudamire-10	Brandon-25	16,520
47.	Feb. 11	@Milwaukee	L96-101	14-12	3-18	27-30	L1	Williams-27	Christie-14	Stoudamire-12	Baker-23	13,257
48.	Feb. 12	@Atlanta	L84-106	14-12	3-19	27-31	L2	Stoudamire/Williams-15	Rozier-7	Stoudamire-3	Mutombo-22	13,846
49.	Feb. 14	MILWAUKEE**	L102-106	14-13	3-19	27-32	L3	Camby-21	Miller-12	Stoudamire-14	Robinson-37	15,193
50.	Feb. 16	DETROIT**	L89-92	14-14	3-19	27-33	L4	Williams-22	Rozier-11	Stoudamire-15	Hill-23	15,492
51.	Feb. 17	@Indiana	L103-105	14-14	3-20	27-34	L5	Stoudamire-23	Miller-8	Stoudamire-11	Miller-25	14,298
52.	Feb. 19	@San Antonio	W125-92	14-14	4-20	28-34	W1	Stoudamire-21	Jones-11	Stoudamire-9	Williams/Herrera-17	13,179
53.	Feb. 20	@Houston	L97-107	14-14	4-21	28-35	L1	Stoudamire-17	Jones-10	Stoudamire-7	Olajuwon-25	16,285
54.	Feb. 22	@Dallas	W99-92	14-14	5-21	29-35	W1	Christie-22	Miller-8	Stoudamire-9	Finsley/Danilovic-20	16,314
55.	Feb. 25	@Denver	W124-122 (OT)	14-14	6-21	29-35	W2	Stoudamire-35	Jones-7	Stoudamire-5	Ellis-32	9,225
56.	Feb. 27	@Utah	L114-118	14-14	6-22	29-36	L1	Williams-32	Jones/Rogers-8	Stoudamire-8	Malone-32	19,911
57.	Feb. 28	@LA Clippers	L92-94	14-14	6-23	29-37	L2	Stoudamire-22	Rogers-11	Stoudamire/Christie-5	Martin-23	8,574
58.	Mar. 3	BOSTON	L103-107	14-15	6-23	29-38	L3	Rogers-17	Rogers/Stoudamire-7	Stoudamire-17	Day-27	15,385
59.	Mar. 5	NEW YORK	L94-100	14-16	6-23	29-39	L4	Camby/Christie-24	Camby-9	Stoudamire-8	Ewing-36	18,319
60.	Mar. 7	SAN ANTONIO	L103-106	14-17	6-23	29-40	L5	Stoudamire-25	Camby-9	Christie-9	Maulsby-36	16,178
61.	Mar. 9	VANCOUVER	W81-77	15-17	6-23	21-40	W1	Williams-16	Camby-12	Stoudamire-10	Peeler-25	19,186
62.	Mar. 11	@Phoenix	W105-101	15-17	7-23	22-40	W2	Camby-23	Rozier-14	Stoudamire-10	Ceballos-25	19,023
63.	Mar. 13	@Sacramento	W103-96	15-17	8-23	24-40	W3	Stoudamire-31	Williams/Camby-6	Stoudamire-6	Richmond-26	13,317
64.	Mar. 15	@Golden State	L102-106	15-17	8-24	23-41	L1	Camby-27	Williams/Camby-6	Stoudamire-14	Price-21	15,058
65.	Mar. 16	@LA Lakers	L90-98 (OT)	15-17	8-25	23-42	L2	Stoudamire-25	Camby-11	Stoudamire-8	Jones-27	16,839
66.	Mar. 18	PHILADELPHIA**	W117-105	16-17	8-25	24-42	W1	Camby-36	Christie/Stoudamire-10	Stoudamire-12	Iverson-26	15,219
67.	Mar. 19	@Detroit	W99-97	16-17	9-25	25-42	W2	Camby-28	Camby-14	Christie-7	Thorp-21	21,454
68.	Mar. 21	CHARLOTTE	L97-102	16-18	9-25	25-43	L1	Stoudamire-29	Camby-11	Christie-9	Rice-27	16,993
69.	Mar. 23	ATLANTA	L79-90	16-19	9-25	25-44	L2	Camby-37	Camby/Williams-8	Stoudamire-9	Blaylock-18	18,533
70.	Mar. 25	INDIANA	L84-98	16-20	9-25	25-45	L3	Williams-16	Camby-10	Stoudamire-6	Smiths-28	15,763
71.	Mar. 27	CHICAGO	L83-96	16-21	9-25	25-46	L4	Stoudamire-18	Rozier-10	Stoudamire-12	Pippen/Longley-16	34,104
72.	Mar. 28	@Washington	L86-113	16-21	9-26	25-47	L5	Christie-17	Slater-10	Stoudamire-3	Webber-24	18,756
73.	Mar. 30	MIAMI	W102-97	17-21	9-26	26-47	W1	Stoudamire-35	Jones-12	Stoudamire-11	Mourning-27	17,959
74.	Apr. 2	@Philadelphia	W112-90	17-21	10-26	27-47	W2	Christie-29	Christie-15	Stoudamire-15	Stachkouse-36	13,769
75.	Apr. 5	@Miami	L84-98	17-21	10-27	27-48	L1	Stoudamire-25	Camby/Rozier-6	Stoudamire-7	Hardaway-20	15,200
76.	Apr. 8	WASHINGTON	W100-94	18-21	10-27	28-48	W1	Stoudamire-29	Rozier-10	Stoudamire-13	Webber/Cheaney-21	17,159
77.	Apr. 10	ORLANDO	L69-105	18-22	10-27	28-49	L1	Wright-17	Jones-12	Stoudamire-5	Scott-20	20,280
78.	Apr. 12	INDIANA	L89-100	18-23	10-27	28-50	L2	Stoudamire-22	Jones/Rozier-11	Stoudamire-11	Smiths-23	21,832
79.	Apr. 14	@Chicago	L100-117	18-23	10-28	28-51	L3	Stoudamire-29	Rogers-12	Stoudamire-12	Jordan-30	23,896
80.	Apr. 15	@Milwaukee	L85-92	18-23	10-29	28-52	L4	Slater-19	Rozier-13	Stoudamire-11	Robinson-19	14,652
81.	Apr. 18	@Charlotte	W108-100	18-23	11-29	29-52	W1	Stoudamire-28	Jones/Camby-8	Stoudamire-9	Rice-38	24,042
82.	Apr. 20	@Boston	W125-94	18-23	12-29	30-52	W2	Stoudamire-32	Jones-12	Stoudamire-6	Day-22	17,820

\*Game played in Hamilton, ON.

\*\*Game played at Maple Leaf Gardens.





**FRONT ROW (L-R):** Tracy Murray, B.J. Tyler, Vincenzo Esposito, Jimmy King, Damon Stoudamire, Alvin Robertson, Willie Anderson, Martin Lewis, Ed Pinckney. **BACK ROW (L-R):** Bryan James, Chris Bulley, John Lally, Carlos Rogers, Victor Alexander, Zan Tabak, Oliver Miller, John Salley, Acie Earl, Brendan Malone, Darrell Walker, John Shumate, Curtis Emerson.

## 1995-96 SEASON NOTES:

- The Raptors finished their first season with 21 wins, one victory shy of the modern-era expansion record set by the 1989-90 Minnesota Timberwolves.
- Toronto finished third in the league in average attendance with 23,179 per game and had the highest single-game crowd of the NBA season – 36,131 vs. Chicago on March 24. There were 10 gatherings of more than 25,000.
- The Raptors defeated each of the three teams with the best records in the NBA – Chicago, Seattle and Orlando.
- Toronto was 3-55 when trailing after three quarters.
- The team scored 23 consecutive points Feb. 13 at Miami.
- The biggest comeback for the Raptors was a 22-point deficit vs. Washington on April 19.
- Toronto concluded the season as the youngest team in the NBA.
- Six different Raptors scored at least 30 points in a game, the second highest number to New Jersey's total of seven.
- Damon Stoudamire finished fifth in the league in assists and second in minutes.
- Tracy Murray raised his scoring average from the previous season by 11.4 ppg, the highest increase in the NBA.
- Oliver Miller was one of only five players in the NBA to record at least 100 points, rebounds, assists, steals and blocks.
- The Raptors set an NBA record Jan. 9 vs. Charlotte by not making a free throw (0-3) during the game.
- Darrell Walker replaced Brendan Malone as head coach the day after the season ended.

PLAYER	G-GS	MIN	FG-FGA	PCT	3FG-FGA	PCT	FT-FTA	PCT	OFF	DEF	TOT	AST	PF-DQ	STL	TO	BLK	PTS	AVG
Stoudamire	70-70	2865	481-1129	426	133-337	395	236-296	797	59	222	281	653	166-0	98	267	19	1331	19.0
Murray	82-37	2458	496-1092	454	151-358	422	182-219	831	114	238	352	131	208-2	87	132	40	1325	16.2
Miller	76-72	2516	418-795	526	0-11	000	146-221	661	177	385	562	219	277-4	108	202	143	982	12.9
Anderson	49-42	1564	232-527	440	29-95	305	113-132	856	35	151	186	149	171-5	58	119	51	606	12.4
Wright (TOT)	57-38	1434	248-512	484	1-3	333	167-259	645	148	208	356	38	163-4	30	109	49	664	11.6
Wright (TOR)	11-6	298	65-128	508	1-3	333	50-73	685	24	33	57	11	38-2	6	28	10	181	16.5
Massenburg	24-20	659	100-196	510	0-0	---	43-65	662	52	114	166	18	67-0	13	35	9	243	10.1
Robertson	77-69	2478	285-607	470	41-151	272	107-158	677	110	232	342	323	268-5	166	183	36	718	9.3
Rogers	56-18	1043	178-344	517	3-21	143	71-130	546	80	90	170	35	87-0	25	61	48	430	7.7
Tabak	67-18	1332	225-414	543	0-1	000	64-114	561	117	203	320	62	204-2	24	101	31	514	7.7
Christie (TOT)	55-17	1036	150-337	445	46-106	434	69-93	742	34	120	154	117	141-5	70	95	19	415	7.5
Christie (TOR)	32-17	818	115-264	436	36-87	414	56-71	789	26	94	120	92	100-4	58	76	16	322	10.1
Earl	42-7	655	117-276	424	0-3	000	82-114	719	51	78	129	27	73-0	18	49	37	316	7.5
Pinckney	47-24	1031	117-233	502	0-3	000	94-124	758	115	167	282	50	101-0	31	54	17	328	7.0
O'Sullivan	5-2	139	13-35	371	0-1	000	7-8	875	13	19	32	2	13-0	2	5	4	33	6.6
Williams	1-0	31	3-8	375	0-0	---	0-0	---	1	7	8	0	4-0	1	0	2	6	6.0
Salley	25-6	482	51-105	486	0-0	---	47-65	723	26	71	97	39	72-3	11	39	12	149	6.0
Whitfield	8-1	122	13-30	433	0-0	---	14-22	636	9	16	25	2	14-0	3	8	2	40	5.0
Lewis	16-0	189	29-60	483	2-7	286	15-25	600	15	14	29	3	21-0	8	14	3	75	4.7
King	62-1	868	110-255	431	5-34	147	54-77	701	43	67	110	88	76-0	21	60	13	279	4.5
Esposito	30-0	282	36-100	360	13-56	232	31-39	795	4	12	16	23	27-0	7	39	0	116	3.9
<b>RAPTORS</b>	<b>82</b>	<b>19830</b>	<b>3084-6598</b>	<b>467</b>	<b>414-1168</b>	<b>354</b>	<b>1412-1953</b>	<b>723</b>	<b>1071</b>	<b>2213</b>	<b>3284</b>	<b>1927</b>	<b>1987-27</b>	<b>745</b>	<b>1544</b>	<b>493</b>	<b>7994</b>	<b>97.5</b>
<b>OPPONENTS</b>	<b>82</b>	<b>19830</b>	<b>3146-6624</b>	<b>475</b>	<b>519-1416</b>	<b>367</b>	<b>1799-2416</b>	<b>745</b>	<b>1098</b>	<b>2274</b>	<b>3372</b>	<b>1990</b>	<b>1739-10</b>	<b>766</b>	<b>1326</b>	<b>482</b>	<b>8610</b>	<b>105.0</b>



# 1995-96 SEASON

NO.	DATE	OPPONENT	TOR/OPP	HOME	ROAD	TOTAL	SK	HIGH POINTS	HIGH REBOUNDS	HIGH ASSISTS	OPPONENT PTS.	ATTENDANCE
1.	Nov. 3	NEW JERSEY	W84-79	1-0	0-0	1-0	W1	Robertson-30	Robertson-7	Stoudamire-10	Anderson/Gillam-13	33,306
2.	Nov. 4	@Indiana	L89-97	1-0	0-1	1-1	L1	Stoudamire-26	Salley-9	Stoudamire-11	Miller-23	16,640
3.	Nov. 7	@Chicago	L108-117	1-0	0-2	1-2	L2	Anderson-23	Miller-9	Stoudamire-10	Jordan-38	23,102
4.	Nov. 8	SACRAMENTO	L90-109	1-1	0-2	1-3	L3	Murray-22	Miller-11	Anderson-4	Richmond-32	16,793
5.	Nov. 10	PHOENIX	L108-112	1-2	0-2	1-4	L4	Murray-23	Salley-11	Stoudamire-7	Person-23	25,207
6.	Nov. 11	@Charlotte	L117-123 (OT)	1-2	0-3	1-5	L5	Anderson-24	Anderson-9	Robertson-7	Johnson-34	24,042
7.	Nov. 13	UTAH	L100-103	1-3	0-3	1-6	L6	Anderson/Robertson-22	Stoudamire-9	Robertson-10	Stokton-29	18,351
8.	Nov. 15	HOUSTON	L93-96	1-4	0-3	1-7	L7	Tabak/Stoudamire-20	Tabak-15	Robertson-10	Smith-22	20,831
9.	Nov. 17	MINNESOTA	W114-96	2-4	0-3	2-7	W1	Stoudamire-20	Miller/Stoudamire-7	Stoudamire-13	Rider-30	18,401
10.	Nov. 18	@Washington	W103-102	2-4	1-3	3-7	W2	Stoudamire-23	Anderson-9	Stoudamire-10	Howard-25	18,756
11.	Nov. 21	SEATTLE	W102-97	3-4	1-3	4-7	W3	Miller-23	Stoudamire-12	Stoudamire-11	Payton-24	21,836
12.	Nov. 22	@Milwaukee	L86-96	3-4	1-4	4-8	L1	Robertson-18	Stoudamire-8	Stoudamire-9	Robinson-23	14,959
13.	Nov. 25	@Atlanta	L102-114	3-4	1-5	4-9	L2	Murray-22	Pinckney-13	Stoudamire-10	Norman-21	10,253
14.	Nov. 27	GOLDEN STATE	W101-98	4-4	1-5	5-9	W1	Anderson-26	Salley-9	Stoudamire-9	Hardaway-29	19,563
15.	Nov. 28	@Cleveland	L89-93	4-4	1-6	5-10	L1	Stoudamire-18	Tabak-8	Anderson-5	Brandon-25	15,188
16.	Dec. 1	PHILADELPHIA	W105-102	5-4	1-6	10-10	W1	Anderson-23	Pinckney-16	Stoudamire-10	Stackhouse-32	19,789
17.	Dec. 3	MIAMI	L94-112	5-5	1-6	11-11	L1	Miller-29	Pinckney-12	Stoudamire-15	Mourning-28	21,238
18.	Dec. 5	@Seattle	L89-119	5-5	1-7	12-12	L2	Murray-23	Tabak/Miller/Robertson-5	Robertson/Stoudamire-5	Kemp-21	17,072
19.	Dec. 7	@Portland	L88-96	5-5	1-8	13-13	L3	Murray-28	Pinckney-15	Stoudamire-10	C. Robinson-24	20,039
20.	Dec. 8	@L.A. Lakers	L103-120	5-5	1-9	14-14	L4	Stoudamire-20	Pinckney-8	Stoudamire-10	Jones/Threat-27	12,982
21.	Dec. 10	@Vancouver	W93-81	5-5	2-9	7-14	W1	Stoudamire-24	Pinckney-16	Stoudamire-8	S. Edwards-23	17,438
22.	Dec. 12	BOSTON	L96-116	5-6	2-9	7-15	L1	Stoudamire-18	Pinckney-8	Stoudamire-9	Brown-20	21,875
23.	Dec. 14	INDIANA	L100-102	5-7	2-9	7-16	L2	Miller-22	Miller-12	Stoudamire-13	Smits-28	19,763
24.	Dec. 15	@Boston	L103-122	5-7	2-10	7-17	L3	Tabak-8	Tabak-8	Robertson/Stoudamire-7	Rajda-31	17,580
25.	Dec. 17	ORLANDO	W110-93	6-7	2-10	8-17	W1	Stoudamire-21	Pinckney-11	Stoudamire-10	Stackhouse-22	25,820
26.	Dec. 19	DETROIT	L82-94	6-8	2-10	8-18	L1	Stoudamire-19	Miller-11	Stoudamire-8	Hill-26	21,128
27.	Dec. 22	@Chicago	L104-113	6-8	2-11	8-19	L2	Tabak-24	Tabak/Stoudamire-8	Stoudamire-13	Jordan-27	22,987
28.	Dec. 23	@New York	L91-103	6-8	2-12	8-20	L3	Stoudamire-25	Pinckney-10	Stoudamire-8	Ewing-40	19,763
29.	Dec. 26	MILWAUKEE*	W93-87	7-8	2-12	9-20	W1	Stoudamire-21	Pinckney-9	Stoudamire-11	Baker-22	17,242
30.	Dec. 28	@Detroit	L91-113	7-8	2-13	9-21	L1	Stoudamire-27	Miller-7	Stoudamire-7	Houston-29	21,454
31.	Jan. 3	@Orlando	L110-121	7-8	2-14	9-22	L2	Robertson-27	Miller-12	Stoudamire-13	Hardaway-34	17,248
32.	Jan. 4	@Atlanta	L101-104 (OT)	7-8	2-15	9-23	L3	Robertson-21	Anderson/Pinckney-7	Stoudamire-10	Smith-27	7,194
33.	Jan. 9	CHARLOTTE	L91-92	7-9	2-15	9-24	L4	Murray-25	Massenburg/Stoudamire-8	Robertson-8	Curry-27	20,326
34.	Jan. 11	ATLANTA	L79-87	7-10	2-15	9-25	L5	Stoudamire-18	Massenburg/Rogers/Tabak-7	Stoudamire-9	Blaylock-24	19,868
35.	Jan. 13	WASHINGTON	W106-100	8-10	2-15	10-25	W1	Stoudamire-29	Miller-11	Stoudamire-11	Murasan-25	25,432
36.	Jan. 15	@New Jersey	L83-108	8-10	2-16	10-26	L1	Stoudamire-18	Miller-9	Stoudamire-11	Anderson-23	10,034
37.	Jan. 16	INDIANA	L102-110	8-11	2-16	10-27	L2	Stoudamire-29	Massenburg-14	Stoudamire-10	Smits-29	19,868
38.	Jan. 18	CHICAGO	L89-92	8-12	2-16	10-28	L3	Stoudamire-26	Massenburg-8	Stoudamire-12	Jordan-38	36,118
39.	Jan. 21	BOSTON	W97-95	9-12	2-16	11-28	W1	Stoudamire-23	Massenburg-14	Stoudamire-9	Fox-20	24,334
40.	Jan. 23	NEW JERSEY	W86-79	10-12	2-16	12-28	W2	Murray-16	Massenburg-8	Stoudamire-11	Bradley-20	20,915
41.	Jan. 25	VANCOUVER	L101-106 (OT)	10-13	2-16	12-29	L1	Stoudamire-22	Miller-13	Stoudamire-12	Reaves-25	21,378
42.	Jan. 27	@Denver	L82-93	10-13	2-17	13-20	L2	Stoudamire-23	Massenburg-11	Stoudamire-5	Abdul-Rauw-21	16,635
43.	Jan. 30	@Sacramento	L75-102	10-13	2-18	12-31	L3	Miller-18	Massenburg-5	Stoudamire-6	Williams-29	17,317
44.	Feb. 2	@Golden State	L111-114	10-13	2-19	12-32	L4	Stoudamire-25	Miller-7	Stoudamire-11	Smith-28	15,025
45.	Feb. 3	@L.A. Clippers	W119-113 (OT)	10-13	3-19	13-32	W1	Stoudamire-25	Miller-11	Stoudamire-6	Dehere-21	5,848
46.	Feb. 5	PORTLAND	L87-90	10-14	3-19	13-33	L1	Murray/Stoudamire-16	Massenburg-10	Stoudamire-7	Strickland-28	20,832
47.	Feb. 7	MILWAUKEE	L88-93	10-15	3-19	13-34	L2	Miller-21	Miller-12	Stoudamire-6	Douglas-21	21,335
48.	Feb. 13	@Miami	W98-87	10-15	4-19	14-34	W1	Stoudamire-29	Robertson-12	Stoudamire-7	Mourning-25	14,286
49.	Feb. 15	CLEVELAND*	L76-95	10-16	4-19	14-35	L1	Anderson-17	Miller-8	Stoudamire-7	Brandon-20	17,242
50.	Feb. 17	@Detroit	L95-108	10-16	4-20	14-36	L2	Miller-25	Murray-7	Stoudamire-9	Houston-29	21,454
51.	Feb. 22	@Utah	L86-102	10-16	4-21	14-37	L3	Stoudamire-23	Williams-8	Stoudamire-6	Malone-26	19,911
52.	Feb. 23	@Phoenix	L105-110	10-16	4-22	14-38	L4	Stoudamire-29	Miller-8	Stoudamire-10	Person-25	19,023
53.	Feb. 25	@Dallas	L98-105	10-16	4-23	14-39	L5	Stoudamire-23	Tabak-16	Stoudamire-10	Jackson-24	16,618
54.	Feb. 27	@Houston	L100-105	10-16	4-24	14-40	L6	Murray-22	Tabak-10	Stoudamire-9	Olajuwon-35	16,285
55.	Feb. 29	@San Antonio	L95-120	10-16	4-25	14-41	L7	Murray/Miller-13	Miller-8	Stoudamire-5	Del Negro-24	18,083
56.	Mar. 3	@Cleveland	W100-89	10-16	5-25	15-41	W1	Murray-23	Christie/Miller-5	Christie-6	Mills-24	18,409
57.	Mar. 5	DETROIT	L84-105	10-17	5-25	15-42	L1	Wright-25	Miller-8	Stoudamire-6	Hill-31	22,968
58.	Mar. 6	NEW YORK	L82-89	10-18	5-25	15-43	L2	Wright-18	Miller/Wright-8	Stoudamire-15	Davis-30	21,998
59.	Mar. 8	@Miami	L79-109	10-18	5-26	15-44	L3	Esposito-12	Miller-10	Stoudamire-5	Hardaway-23	14,319
60.	Mar. 10	DALLAS	W128-112	11-18	5-26	16-44	W1	Stoudamire-25	Tabak-14	Stoudamire-9	Jackson-36	21,873
61.	Mar. 12	@Philadelphia	L110-118	11-18	5-27	16-45	L1	Murray-31	Miller-11	Christie/Robertson-8	Stackhouse-34	8,806
62.	Mar. 15	@Charlotte	L101-113	11-18	5-28	16-46	L2	Wright/Miller/Stoudamire-20	Miller-10	Johnson-11	Johnson-27	24,042
63.	Mar. 17	@Indiana	L96-105	11-18	5-29	16-47	L3	Stoudamire-23	Murray-9	Stoudamire-12	Miller-27	16,579
64.	Mar. 18	DENVER	L114-122	11-19	5-29	16-48	L4	Murray-40	Miller-9	McDyess-16	McDyess-26	20,324
65.	Mar. 20	CHARLOTTE	W107-89	12-19	5-29	17-48	W1	Rogers/Stoudamire-24	Miller-15	Stoudamire-10	Johnson-19	22,033
66.	Mar. 22	SAN ANTONIO	L108-120	12-20	5-29	17-49	L1	Murray-29	Miller-12	Stoudamire-10	Elliott/Robinson-24	25,964
67.	Mar. 24	CHICAGO	W109-108	13-20	5-29	18-49	W1	Stoudamire-30	Murray/Miller-12	Stoudamire-11	Jordan-36	36,131
68.	Mar. 26	ATLANTA	L111-114	13-21	5-29	18-50	L1	Murray/Stoudamire-30	Murray/Miller-9	Stoudamire-12	Blaylock-26	21,473
69.	Mar. 27	@ Philadelphia	L94-103	13-21	5-30	18-51	L2	Tabak-26	Tabak-11	Robertson-6	Weatherston-28	7,411
70.	Mar. 29	ORLANDO	L86-126	13-22	5-30	18-52	L3	Stoudamire-15	Rogers-9	Stoudamire-5	O'Neal-24	35,881
71.	Mar. 31	L.A. LAKERS	L106-111	13-23	5-30	18-53	L4	Murray-32	Murray-10	Stoudamire-15	Divac-20	36,046
72.	Apr. 2	L.A. CLIPPERS	W104-103 (OT)	14-23	5-30	19-53	W1	Murray-30	Miller-15	Stoudamire-12	Dehere-19	21,135
73.	Apr. 4	CLEVELAND	L77-98	14-24	5-30	19-54	L1	Whitfield-16	Whitfield-12	King-6	Brandon/Majerle-19	21,173
74.	Apr. 6	NEW YORK	L106-139	14-25	5-30	19-55	L2	Murray-23	Murray-8	Christie/Miller-7	Starks-37	23,168
75.	Apr. 8	@Minnesota	L101-115	14-25	5-31	19-56	L3	Christie/Murray-21	Miller/Robertson-10	Robertson-7	Rider-28	13,011
76.	Apr. 9	@Milwaukee	W102-96	14-25	6-31	20-56	W1	Robertson-25	Robertson-10	Christie/Robertson-6	Baker-25	15,935
77.	Apr. 12	@Boston	L108-136	14-25	6-32	20-57	L1	Earl-40	Earl-12	King-6	Barnes-24	17,930
78.	Apr. 14	@Washington	L97-110	14-25	6-33	20-58	L2	Earl-26	Miller-17	Miller-5	Howard-29	18,756
79.	Apr. 15	@New York	L79-125	14-25	6-34	20-59	L3	Earl-25	Earl-11	King-8	Ewing-23	19,763
80.	Apr. 17	@New Jersey	L95-107	14-25	6-35	20-60	L4	Earl-28	Robertson-13	Robertson-8	Brown-30	14,688
81.	Apr. 19	WASHINGTON	W107-103	15-25	6-35	21-60	W1	Christie-30	Miller-13	Miller-9	Howard-42	24,454
82.	Apr. 21	PHILADELPHIA	L105-109 (OT)	15-26	6-35	21-61	L1	Miller-35	Miller-12	Miller-9	Weatherston-35	27,118

\* - Game played in Hamilton, ON.

# KEY DATES



## 1993

**APRIL 23:** The National Basketball Association announces it has received a formal application for expansion from Professional Basketball Franchise (Canada), Inc. (PBF), comprised of John I. Bitove of Bitove Investments, Inc., Allan Slaughter of Standard Broadcasting Limited, Borden Osmak of The Bank of Nova Scotia, Phil Granovsky of Atlantic Packaging, Ltd., and former Ontario Premier David Peterson, who serves as the group's Chairperson.

**JULY 29:** Members of the NBA's expansion committee visit Toronto to meet with representatives of PBF.

**SEPTEMBER 30:** The NBA expansion committee announces its recommendation that PBF be awarded an expansion franchise for the 1995-96 season, to become the 28th team in the NBA and the first expansion franchise outside of the United States.

**NOVEMBER 4:** The NBA Board of Governors officially grants Toronto an NBA expansion franchise under the ownership of PBF, with John I. Bitove as team president.



## 1994

**MAY 15:** The Toronto Raptors Basketball Club Inc. officially begins the 18-month countdown to its first tip-off in November 1995 by unveiling its name, logo and colours (Raptor Red, purple, black and Naismith Silver).

**MAY 24:** Isiah Thomas is introduced as Vice-President, Basketball of Toronto Raptors.

**DECEMBER 21:** Franchise receives 50 per cent deposits on 15,127 season tickets for 1995-96 season at SkyDome.

**DECEMBER 21:** Plans are unveiled for a 22,500-seat stadium at 40 Bay Street site in downtown Toronto; letter of intent signed with Canada Post, owners of lakeshore-fronting property.

**DECEMBER 23:** Raptors Foundation helps Toronto Star Santa Fund reach \$900,000 goal with \$51,000 donation the first official community contribution by NBA team's charitable fund-raising umbrella.

## 1995

**FEBRUARY 1:** Toronto Raptors unveil official uniforms at BCE Place in Toronto, with international launch February 3 at the "Super Show" in Atlanta.

**FEBRUARY 24:** Toronto Raptors announce naming of new home as "Air Canada Centre." Billed as one of the most significant partnerships of a Canadian sporting enterprise, the arena will be completed in early 1999.

**MAY 16:** Raptors sign closing documents to make the team members in full of the NBA.

**MAY 26-28:** Raptors hold first free-agent training camp at Seneca College in Toronto.

**JUNE 2:** Raptors name Brendan Malone, a veteran of 26 years in the coaching profession including nine years in the NBA, as the first head coach.

**JUNE 16:** Following a coin toss held at the NBA office in New York with representatives of the Toronto Raptors and Vancouver Grizzlies on hand, Raptors will pick seventh in the 1995 NBA Draft and first in the 1995 NBA Expansion Draft.

**JUNE 24:** B.J. Armstrong of the Chicago Bulls headlines a roster of 14 players selected by the Toronto Raptors in the 1995 NBA Expansion Draft.

**JUNE 28:** Raptors pick 5-foot-10 point guard Damon Stoudamire from the University of Arizona seventh in the 1995 NBA Draft first round, followed by Jimmy King from the University of Michigan in the second round. Staged at SkyDome, this is the first time the draft was held outside of the United States and drew a record crowd of 21,168.



**OCTOBER 6-12:** Toronto Raptors hold their first-ever training camp at Copps Coliseum in Hamilton.

**OCTOBER 14:** The Raptors play their first preseason game at the Halifax Metro Centre, defeating the Philadelphia 76ers, 120-107. Toronto will play all eight of its preseason contests in Canada, four in Toronto as well as Saint John, Saskatoon, and in Winnipeg, versus the Vancouver Grizzlies in the first Naismith Cup.

**NOVEMBER 1:** The team officially establishes the Raptors Foundation, a charitable organization dedicated to working with registered charities for the betterment of youth.

**NOVEMBER 2:** Toronto Raptors announce their 12-man active roster that will open their inaugural season. The opening day lineup includes Victor Alexander, Willie Anderson, Acie Earl, Jimmy King, Oliver Miller, Tracy Murray, Ed Pinckney, Alvin Robertson, Carlos Rogers, John Salley, Damon Stoudamire and Zan Tabak.

**NOVEMBER 3:** The NBA makes its historic return to Canada as the Toronto Raptors defeat the New Jersey Nets, 94-79, before a record crowd of 33,306 gathered at the SkyDome in Toronto.



## 1996

**FEBRUARY 10:** Damon Stoudamire receives the MVP award for the Schick Rookie Game at the All-Star Weekend in San Antonio.

**MARCH 24:** The NBA season high for attendance takes place at SkyDome as 36,131 witness the Raptors defeat the first-place Chicago Bulls, 109-108.

**APRIL 22:** One day after the first season ends, with the Raptors posting a 21-61 record, Darrell Walker is named the new head coach of the Raptors as Brendan Malone steps down from his position due to philosophical differences with the team.

**MAY 15:** Damon Stoudamire receives the 1995-96 Schick Rookie of the Year Award.

**NOVEMBER 1:** The Toronto Raptors begin their second NBA season hosting the New York Knicks, 50 years to the day the Toronto Huskies hosted the Knicks in the first game in NBA history. New York won both times, prevailing 107-99 this year.

**NOVEMBER 15:** Slaight Investments, Inc. takes majority control of the Toronto Raptors Basketball Club Inc. after buying out Bitove Investments, Inc.

**NOVEMBER 22:** The Raptors appoint Richard Peddie as new team president and chief operating officer.

## 1997

**MARCH 12:** Raptors officially break ground for Air Canada Centre site at 40 Bay St.

**APRIL 28:** The first concrete is poured for Air Canada Centre's foundation.

**NOVEMBER 20:** The team announces that Isiah Thomas, Executive Vice President, Basketball has resigned his position with the club and will sell his nine percent ownership stake to majority owner Allan Slaight. Glen Grunwald is promoted to General Manager.

## 1998

**FEBRUARY 12:** Maple Leaf Gardens, Ltd. announces its purchase of the Toronto Raptors Basketball Club Inc. and Air Canada Centre.

**FEBRUARY 13:** The Raptors announce a six-player deal with the Portland Trail Blazers at the same time that head coach Darrell Walker steps down from his position to be replaced by Butch Carter on an interim basis.

**FEBRUARY 18:** Toronto announces the largest trade in club history, a seven-player deal with Boston.

**MARCH 10:** The Board of Directors of Maple Leaf Gardens, Ltd. names Richard Peddie as President and CEO of the transition team that will oversee the construction of Air Canada Centre and the management of the Raptors and Maple Leafs. The post is made permanent on October 6.

**MARCH 27:** The NBA unanimously approves the sale of the Raptors to Maple Leaf Gardens, Ltd.

**APRIL 22:** Maple Leaf Gardens, Ltd. announces the company's purchase of the Raptors and Air Canada Centre has been completed.

**JULY 1:** Maple Leaf Gardens, Ltd. is renamed Maple Leaf Sports & Entertainment Ltd., the parent company of the Raptors, the Toronto Maple Leafs of the NHL, Air Canada Centre and Maple Leaf Gardens.

## 1999

**JANUARY 21:** The Raptors hold training camp at Air Canada Centre for the first time.


**FEBRUARY 21:** The Raptors play their first game at Air Canada Centre, defeating the Vancouver Grizzlies, 102-87, in front of a sellout crowd of 19,800.

**MAY 26:** Vince Carter is named the Schick NBA Rookie of the Year.

**SEPTEMBER 30:** The team unveils its new uniforms for the start of the 1999-2000 season.

## 2000

**FEBRUARY 13:** Vince Carter becomes the first Raptor to start and play in the All-Star Game as he accumulates more votes than any other player. The day before he won the Slam Dunk Contest.



**FEBRUARY 27:** Vince Carter scores a franchise single-game record 51 points vs. Phoenix.

**MARCH 26:** Vince Carter named to the U.S. Olympic Team for the 2000 Summer Games in Sydney and would later capture the gold medal.

**APRIL 12:** The Raptors qualify for the NBA playoffs for the first time in club history.

**APRIL 30:** The Raptors host their first playoff game, falling 87-80 to the Knicks, ending the series in three games.

**JUNE 21:** Lenny Wilkens, the winningest coach in NBA history, is named the new head coach of the Raptors.

## 2001

**JANUARY 19:** Lenny Wilkens records his 1,200th NBA win with a 101-79 victory over the visiting Washington Wizards.

**JANUARY 27:** For the second consecutive year, Vince Carter receives the most fan votes for the NBA All-Star Game (1,717,687).

**FEBRUARY 10:** Morris Peterson becomes the third Raptor to play in the Schick NBA Rookie Challenge during All-Star Weekend in Washington D.C.

## KEY DATES



**FEBRUARY 11:** Vince Carter and Antonio Davis start for the Eastern Conference at the NBA All-Star Game in Washington, D.C.

**FEBRUARY 20:** Mark Jackson records his 9,062nd career assist vs. Golden State to surpass Isiah Thomas for fourth on the NBA all-time assists chart.

**FEBRUARY 28:** Charles Oakley becomes the Raptors' all-time leading rebounder pulling down 11 boards at Atlanta, surpassing Doug Christie's mark of 1,448.

**MARCH 2:** Vince Carter becomes the Raptors' all-time leading scorer surpassing Doug Christie (4,448).

**MARCH 4:** Vince Carter is named NBA Player of the Week averaging 31.8 points, 6.5 rebounds and 4.8 assists leading the Raptors to four consecutive victories.

**MARCH 23:** The Raptors set an NBA record for most blocks in a game with 23 vs. Atlanta.

**APRIL 3:** The Raptors defeat the Sixers 100-85 to secure their second consecutive trip to the post-season.

**APRIL 18:** Toronto defeats Washington 98-92 to set a franchise record for wins in a season at 47.

**APRIL 26:** Toronto records first playoff win defeating the New York Knicks 94-74 at Madison Square Garden.

**MAY 4:** Toronto wins first playoff series with a 93-89 win in Game Five at Madison Square Garden.

**MAY 18:** The Raptors defeat Philadelphia in Game Six of the Eastern Conference Semifinal in front of an over-capacity crowd of 20,499, the largest attendance for a sporting event at Air Canada Centre.

**SEPTEMBER 7:** Raptors NBA TV hits the airwaves.

**NOVEMBER 1:** Antonio Davis named to play on USA Basketball Men's Senior team for the 2002 FIBA World Basketball championship.

**NOVEMBER 12:** Vince Carter is selected NBA Eastern Conference Player of the Week for games played Nov. 5-11. It is the fifth Player of the Week honour for Carter during his NBA career.

**DECEMBER 6:** Hakeem Olajuwon passed Dominique Wilkins for eighth place on the NBA's all-time scoring chart with 26,669th points in a 95-89 loss at Milwaukee.

**DECEMBER 16:** Antonio Davis passed Charles Oakley to become the Raptors' all-time rebounding leader with his 1656th carom in a 93-88 loss to Washington Wizards. Hakeem Olajuwon passed Oscar Robertson for seventh on the NBA's all-time scoring list with his 26,711th point.

**DECEMBER 23:** Assistant Coach Stan Albeck suffered a stroke in the locker room before the game versus Miami. Albeck did not return to the Raptors bench until the regular season finale April 17 vs. Cleveland.

## 2002

**JANUARY 4:** Morris Peterson is named to the Sophomore team for the NBA's 2002 Got Milk? Rookie Challenge.

**JANUARY 26:** Vince Carter is voted as a starter in the NBA All-Star Game for a third consecutive year.



**JANUARY 31:** With a 97-92 Toronto win over Boston, Lenny Wilkens recorded his 74th victory to surpass Butch Carter as the Raptors' winningest coach.

**MARCH 5:** The Raptors announced that scout Walker D. Russell had been reassigned to the coaching staff for the remainder of the season. Alvin Williams set a franchise record for consecutive games played with 146 surpassing Vince Carter's 145.

**MARCH 8:** The Raptors snapped their season-long 13-game losing streak with an 83-74 victory at Miami. Antonio Davis recorded his 87th double-double with Raptors, moving past Damon Stoudamire for most career double-doubles in a Raptors uniform.

**MARCH 22:** The Raptors began their franchise-high winning streak of nine games, defeating Cleveland 94-80.

**MARCH 26:** Vince Carter underwent successful arthroscopic surgery.

**APRIL 18:** The game versus Cleveland marked the 40th sellout of the season, setting a franchise high.

**OCTOBER 30:** The Raptors opened the 2002-03 season at home with a 74-68 win over Washington. The Wizards' 68 points matched the Raptors' franchise record for fewest points allowed.

**NOVEMBER 12:** Alvin Williams scored a career-high 32 points and Jerome Williams added a career-best 30 points in a 115-109 victory at Orlando. It was the third time in franchise history that two players had scored more than 30 points in a game.

**NOVEMBER 20:** Toronto signed guard Jermaine Jackson after the team was granted a second roster exemption under the NBA special hardship rule.

## 2003

**JANUARY 5:** Alvin Williams became the Raptors' all-time games played leader (315) surpassing Doug Christie.

**JANUARY 14:** At Washington, Antonio Davis recorded his 361st blocked shot to move past Marcus Camby into first place on the Raptors' all-time blocks list. Toronto defeated Washington 84-75 despite dressing only eight players (three on 10-day contracts). Signed forward Damone Brown after being granted a third roster exemption under the NBA special hardship rule.

**JANUARY 17:** The Raptors tied a franchise low netting 24 field goals in an 88-77 loss at New Jersey.

**JANUARY 24:** Vince Carter voted as a starter in the NBA All-Star Game for a fourth consecutive year.

**JANUARY 26:** Lenny Wilkens became only the second coach in NBA history (Larry Brown) to record 100 wins with four different teams (Seattle, Cleveland, Atlanta, Toronto). Jerome Williams set a franchise-high with 10 consecutive 10+ rebounding efforts (Jan. 6 - 26).

**FEBRUARY 2:** Voshon Lenard tied a Raptors franchise high for points off the bench scoring a season-high 30 in a 100-86 victory over the L.A. Clippers.

**FEBRUARY 9:** Vince Carter relinquishes his starting position in the NBA All-Star Game to Michael Jordan.

**FEBRUARY 11:** Maple Leaf Sports & Entertainment Ltd. announced new ownership structure with Larry Tanenbaum becoming the chairman of the board.

**FEBRUARY 14:** Antonio Davis recorded his 100th double-double in a Raptors uniform in a 118-114 (OT) loss vs. Golden State.

**FEBRUARY 14:** Game at Washington postponed due to inclement weather.

**MARCH 4:** The Raptors played their make-up game from February 14 at Washington and defeated the Wizards 89-86 to record their only season series sweep of the year.

**MARCH 11:** At Denver, Vince Carter surpassed Doug Christie (431) for first place on the Raptors' all-time three-pointer list.

**MARCH 16:** Alvin Williams and Vince Carter combined for a four-point play at L.A. Clippers when Williams hit a three-pointer and Carter made a free throw from a foul called away from the ball.



**APRIL 2:** At Detroit, Jerome Williams tied a Raptors franchise record for rebounds in a half when he hauled down 14 of his 16 rebounds in the first 24 minutes.

**APRIL 4:** With a 124-98 defeat vs. San Antonio, Lenny Wilkens recorded his 1,107th loss to surpass Bill Fitch as the coach with the most losses in NBA history.

**APRIL 17:** Lenny Wilkens and the Toronto Raptors reached a mutual agreement that concluded Wilkens' coaching tenure with the team after three seasons.

**MAY 22:** Senior Vice-President and General Manager Glen Grunwald and Vince Carter attend the NBA Draft Lottery where the Toronto Raptors are selected as the fourth pick in the 2003 NBA Draft.

**JUNE 18:** Kevin O'Neill becomes the fifth head coach in Toronto Raptors history.

**JULY 2:** Maple Leaf Sports & Entertainment Ltd. makes closing of shareholder transaction official.

**JULY 28:** Vince Carter added to 2003 USA Senior National Team.

**AUGUST 1:** Third annual Vince Carter Charity All-Star Game televised internationally on Raptors NBA TV and NBA TV.

**AUGUST 26:** Eric Montross retires after missing the entire 2002-03 season with a stress reaction in his left foot.

**AUGUST 26:** Kevin O'Neill named Bob Beyer, Shaun Brown, Tony Brown, Ron Oliver, Jim Sann and Jay Triano as assistant coaches.

**OCTOBER 10:** As part of its preseason schedule, Toronto played its first game against a non-NBA team, hosting Panathinaikos of Greece. The Raptors led 100-76 with 59.4 seconds remaining when the power went out at Air Canada Centre and the game was called.

**OCTOBER 21:** The Raptors and Cavaliers preseason game at Mile One Stadium in St. John's, Newfoundland is cancelled following pregame warmups due to unsafe playing conditions.

**OCTOBER 29:** Toronto opened the 2003-04 campaign with a 90-87 win over New Jersey at Air Canada Centre. The game marked the debut of the Raptors' alternate road jersey.

**NOVEMBER 1:** The Raptors set a franchise and NBA season-low by scoring 56 points at Minnesota. The team also set a franchise-low by making 19 field goals. They shot the second-lowest field goal percentage in franchise history at .275 (19-for-69).

**NOVEMBER 7:** Toronto set another team low by netting 23 points in the first half at Washington, which included a franchise-low tying four points in the second quarter.

**NOVEMBER 17:** NBA Board of Governors approves realignment plan that will take effect for the 2004-05 season, moving the Raptors to the Atlantic Division, joining Boston, New Jersey, New York, Philadelphia.

**DECEMBER 3:** The Raptors made 17 three-pointers versus Boston to set a franchise record.

**DECEMBER 8:** Vince Carter is named Eastern Conference Player of the Week. He led Toronto to a 4-0 record and averaged 23.5 points and 7.8 assists.

**DECEMBER 12:** Boston snapped Toronto's franchise-best streak of 22 games keeping opponents under 100 points with a 114-111 victory. Toronto tied a franchise low with two steals in the game.

**DECEMBER 14:** Jalen Rose recorded his 10,000th career point.

## 2004

**JANUARY 29:** Vince Carter received the most votes (2,127,183), second-highest total in history, in the NBA All-Star balloting program for the 2004 NBA All-Star Game.

**FEBRUARY 8:** In what turned out to be the greatest defensive quarter in team history, the Raptors held Golden State to two points in the fourth quarter. It was the lowest-scoring fourth quarter in league history and tied the lowest-scoring period, set by the Dallas Mavericks against the Los Angeles Lakers on April 6, 1997. Toronto outscored the Warriors 18-2 in the quarter to force overtime and eventually won the game 84-81. Jalen Rose fractured the fourth metacarpal in his left hand during the second quarter of the game. He remained in the contest but would miss the next 16 games.

**FEBRUARY 13:** Chris Bosh scored eight points as starting centre in the got milk? Rookie Challenge played during All-Star weekend in Los Angeles.

**FEBRUARY 15:** Vince Carter nets 11 points as a starter in the 2004 All-Star Game.



# KEY DATES



**FEBRUARY 17:** Donyell Marshall set franchise records with 24 rebounds, including 17 on the defensive end at Chicago.

**MARCH 9:** Toronto set a franchise-low by scoring three points in overtime at Indiana. The Pacers outscored the Raptors 13-3 in the extra frame and won 94-84.

**MARCH 12:** The Raptors signed forward Corie Blount. He became the 23rd player to suit up for the Raptors this season, second-most in franchise history.

**MARCH 22:** Vince Carter is named Eastern Conference Player of the Week for the second time this season and the seventh time in his career. He led the Raptors to a 2-1 record and posted averages of 32.0 points and 5.3 assists.

**MARCH 31:** Morris Peterson played in his 188th consecutive game to move past Alvin Williams for the franchise record.

**APRIL 1:** Announced that Glen Grunwald's contract as senior vice-president and general manager, which expired June 30, 2004, will not be renewed and he relinquished his general manager position. Jack McCloskey is named interim general manager.

**APRIL 16:** Dismissed Head Coach Kevin O'Neill, along with assistants Bob Beyer, Tony Brown, Ron Oliver and Jim Sann.

**JUNE 7:** Announced the hiring of Rob Babcock as Raptors general manager, Wayne Embry as senior advisor to the general manager and Alex English as director of player development/scout.

**JUNE 29:** Sam Mitchell became the sixth head coach in Raptors history.

**JULY 2:** Named Alex English, Jay Triano and Jim Todd as assistant coaches. Mike Evans named as a scout.

**JULY 22:** Named Scott Howard director of international player personnel and Mike McCollow assistant director of player personnel / director of video scouting.

**DECEMBER 17:** Acquired forward Eric Williams, forward/centre Aaron Williams, centre Alonzo Mourning and two first-round picks from the Nets in exchange for guard/forward Vince Carter.

## 2005

**JANUARY 10:** For the first time in his career, Chris Bosh was named Eastern Conference Player of the Week for games played Monday, January 3 through Sunday, January 9. He led the Raptors to a 3-1 record, posting averages of 20.5 points, 13.0 rebounds and 1.30 blocks.

**JANUARY 17:** Toronto defeated the Timberwolves, 100-91, marking the first win for the Raptors at Minnesota in franchise history.

**JANUARY 19:** Chris Bosh set the franchise record for consecutive games with a double-double, registering at least 10 points and 10 rebounds in nine straight games (Jan. 3-19).

**JANUARY 30:** Suspended guard Rafer Alston for two games for conduct detrimental to the team.

**FEBRUARY 4:** After coming back from 19 points the previous game against the Indiana Pacers, Toronto, down by 22 (69-47) at the 8:20 mark of the third quarter, mounted the largest comeback in franchise history, defeating the Washington Wizards 103-100 at Air Canada Centre. Toronto won a total of five games during the season where they came back from deficits of 19 or more.

**FEBRUARY 11:** Reached an agreement with centre Alonzo Mourning to buy out the remaining two years of his contract.

**FEBRUARY 18:** Chris Bosh recorded 26 points, shooting 9-for-13 from the field and eight-for-10 from the line, to go along with game highs of 14 rebounds and four steals in 29 minutes in the got milk? Rookie Challenge during All-Star Weekend in Denver, Colorado.

**FEBRUARY 22:** Chris Bosh became the third-youngest player (Kevin Garnett, Tracy McGrady) in NBA history to reach the 1,000 career-rebound plateau.

**FEBRUARY 28:** Jalen Rose was named NBA Eastern Conference Player of the Week for games played Monday, February 22 through Sunday, February 27. He led the Raptors to a 3-0 record, posting averages of 24.0 points, 4.7 rebounds, 1.00 blocks and 37.0 minutes.

**MARCH 9:** When Washington Wizards forward Antawn Jamison (386 games) missed the March 8 game at New York due to right knee tendinitis, he relinquished the current NBA iron man streak to Morris Peterson, who, at the end of the 2004-05 season, had played in 279 consecutive games.

**MARCH 13:** Several NBA and franchise records were met during Toronto's 128-110 win over Philadelphia at Air Canada Centre. The Raptors set the NBA record for most three-pointers in a game with 21. Toronto tied the NBA record for most three-pointers in a half with 12 in the first half. The Raptors and Sixers set the NBA record for most triples in a game, both teams, with 31 (Toronto 21, Philadelphia 10). The 34 three-point attempts set a Raptors franchise record (previous 32, Jan. 14 at Philadelphia). The Raptors tied a franchise-high with 128 points in the game. Donyell Marshall tied the NBA record for most tries in a game with 12. He also tied the franchise record for three-pointers in a half making six three-pointers in both halves. Marshall recorded a career-best 38 points, set the franchise mark for most points off the bench and a Raptors season-high for points. Rafael Araujo tied the franchise record for offensive rebounds in a quarter with seven during the third frame.

**MARCH 25:** Chris Bosh became the fourth-youngest player in NBA history to record at least 20 points and 20 rebounds in a game when he registered 24 points and a career-high 22 boards at Philadelphia.

**APRIL 18:** Wayne Embry named senior basketball advisor to the president.

**APRIL 19:** Toronto defeated Milwaukee, 127-109, at the Bradley Center, scoring the most points in a road game in franchise history.

## 2006

**JANUARY 3:** Charlie Villanueva is named Eastern Conference Rookie of the Month for December after posting averages of 14.2 points, 4.9 rebounds and 24.8 minutes in 13 games. He shot .527 (77-146) from the field and .765 (26-34) from the foul line.

**JANUARY 8:** Mike James is named Eastern Conference Player of the Week for games played Jan. 2-8, averaging 25.3 points, 4.0 rebounds and 7.0 assists, while shooting .547 (35-64) from the floor, including .619 (13-21) from three-point range, and .857 (18-21) from the foul line.



**JANUARY 22:** Los Angeles Lakers guard Kobe Bryant scored 81 points in a 122-104 victory over Toronto. The 81 points is the second-most scored in a single-game in NBA history.

**JANUARY 26:** Relieved General Manager Rob Babcock of his duties. Named Special Advisor to the President Wayne Embry as Interim General Manager.

**JANUARY 27:** Relieved Director of NBA Player Development Pete Babcock and Director of International Player Development Scott Howard of their duties.

**FEBRUARY 6:** Chris Bosh is named Eastern Conference Player of the Week for the second time in his career for games played Jan. 30 – Feb. 5 after averaging 30.3 points, 12.0 rebounds and 4.0 assists, while shooting .534 (31-for-58) from the field and .853 (29-for-34) from the line.

**FEBRUARY 9:** Chris Bosh is named as a reserve to the Eastern Conference All-Stars for the 2006 NBA All-Star Game.

**FEBRUARY 17:** Charlie Villanueva scored a rookie team high-tying 18 points and had a game-high 12 rebounds in the T-Mobile Rookie Challenge at All-Star Weekend in Houston.

**FEBRUARY 18:** Chris Bosh appeared in first All-Star Game (in Houston), netting eight points to go with eight rebounds in 16:35 minutes.

**FEBRUARY 28:** Named Bryan Colangelo president and general manager.

**MARCH 5:** Chris Bosh is named to USA Basketball Senior Men's Program.

**MARCH 12:** The Raptors set the all-time NBA record for most consecutive games with a made three pointer at 595. Morris Peterson's three-point shot at 1:41 of the first quarter versus Indiana broke the mark previously held by Miami.

**MARCH 13:** Charlie Villanueva received the NBA Community Assist Award for February for his efforts on behalf of the National Alopecia-Areata Foundation.

**MARCH 26:** Charlie Villanueva set a Raptors rookie record with a 48-point performance in Milwaukee (37, Camby). His point total is the most by a rookie since 1997 (50, Iverson) and is tied for the third-highest total since the NBA-ABA merger in 1976-77 (49, Jordan).

**APRIL 2:** The Raptors suffered a team-record ninth overtime loss falling, 120-113, to New Orleans in double overtime. The nine overtime defeats is second-most in NBA history (10, LA Clippers, Baltimore); Charlie Villanueva set a Raptors rookie record with 18 rebounds (16, Camby, Bosh).

**MAY 23:** The Raptors won the first overall pick in the NBA Lottery. With only an 8.8 per cent chance of getting the top selection, the Raptors jumped up from the fifth spot based on their record during the 2005-06 season.

**JUNE 22:** Named Maurizio Gherardini Vice-President/Assistant General Manager. Gherardini becomes the first European to hold a senior management position with an NBA franchise.

**JUNE 27:** Named Marc Eversley Director of Basketball Operations.

**JUNE 28:** The Raptors selected Benetton Treviso forward Andrea Bargnani with the first overall selection in the NBA Draft. Bargnani becomes the first European in the history of the NBA to be taken with the first pick.

**JUNE 30:** Acquired guard T.J. Ford and cash considerations from Milwaukee for forward Charlie Villanueva.

**JULY 4:** Forward Pape Sow sustained a fracture of the C6 vertebrae in his neck during a team Summer League practice in Las Vegas.

**NOVEMBER 3:** Recorded a 109-92 victory over Milwaukee in front of a sold out crowd of 19,832, the second-largest crowd for a home opener in franchise history.

**NOVEMBER 14:** Chris Bosh posts only the third 20/20 game (23 points, 22 rebounds) in franchise history at Golden State.

**NOVEMBER 22:** Guard Morris Peterson had his NBA Ironman streak end at 371 consecutive games played (partial tendon tear, left elbow), the longest streak in team history.

**NOVEMBER 24:** Lost a 97-93 decision in Atlanta after a key basket by T.J. Ford was not counted by the scorekeeper late in the fourth quarter.

**NOVEMBER 29:** Darrick Martin hits the Raptors' lone three-pointer of the game at the final buzzer to ensure the team's NBA record for games with a consecutive made three-pointer continues at 629.

## 2007

**JANUARY 2:** Jorge Garbajosa named NBA Eastern Conference Rookie of the Month for December.

**JANUARY 22:** Pape Sow was activated and played against Charlotte less than six months after he fractured a vertebrae in his neck.

**JANUARY 25:** Chris Bosh was named a starter in fan balloting for the Eastern Conference at the 2007 NBA All-Star Game held February 18 in Las Vegas.

**JANUARY 26:** Toronto returned to the .500 mark (22-22) with a 96-90 win over Boston. Toronto had not been at the .500 mark since February 10, 2004 when the team was 25-25.

**FEBRUARY 2:** Toronto became the first team in NBA history to sweep all three NBA Eastern Conference Awards for the Month of January. Andrea Bargnani was named Eastern Conference Rookie of the Month; Sam Mitchell was named Eastern Conference Coach of the Month and Chris Bosh was named Player of the Month.

**FEBRUARY 16:** Andrea Bargnani and Jorge Garbajosa participated in the T-Mobile Rookie-Sophomore Challenge at the NBA All-Star Weekend in Las Vegas. Bargnani scored 12 points, while Garbajosa added six.

**FEBRUARY 18:** Chris Bosh scored 11 points and grabbed seven rebounds as a starter for the Eastern Conference at the NBA All-Star Game in Las Vegas.

**MARCH 1:** Andrea Bargnani named NBA Eastern Conference Rookie of the Month for February.

# KEY DATES



**MARCH 21:** Andrea Bargnani underwent emergency surgery for a non-perforated acute appendicitis at Toronto's Mount Sinai Hospital.

**MARCH 26:** Forward Jorge Garbajosa suffered a displaced left ankle joint in a 95-87 loss at Boston.

**MARCH 30:** Chris Bosh passed Antonio Davis as the team's all-time leader with 111 double-doubles. Sam Mitchell earns 100th win as Raptors head coach.

**APRIL 1:** Toronto clinched a playoff berth for the first time since 2001-02 with a 107-94 win over Charlotte.

**APRIL 3:** Chris Bosh named NBA Eastern Conference Player of the Week.



**APRIL 5:** Toronto clinched first division (Atlantic) championship in franchise history.

**APRIL 13:** Toronto clinched homecourt advantage for the first time in franchise history with an 87-84 win over Detroit.

**APRIL 15:** Toronto earned its 47th win of the season, tying the franchise record for wins in a single season.

**APRIL 19:** Forward Andrea Bargnani returned to the lineup following a 14-game absence due to an emergency appendectomy.

**APRIL 21:** Toronto plays host to its first playoff game since 2002, losing to New Jersey 96-91.

**APRIL 24:** Sam Mitchell named the winner of the Red Auerbach Trophy as the NBA Coach of the Year for the 2006-07.

**MAY 14:** Bryan Colangelo named NBA Executive of the Year for the 2006-07 season by The Sporting News.

**JUNE 14:** Named Mike Evans to the coaching staff.

**JULY 30:** Named Masai Ujiri as Director of Global Scouting.

**SEPTEMBER 12:** Named Eric Hughes as basketball development consultant.

**SEPTEMBER 29:** Signed Wayne Embry to a contract extension through 2009-10.



**OCTOBER 1:** Toronto opens training camp in Treviso, Italy. This is the first time the Raptors have held training camp outside North America.

**NOVEMBER 4:** Toronto opened its road schedule with a 106-69 victory at New Jersey. The 37-point margin of victory eclipsed the previous franchise-high of 33 points in a road win, set February 19, 1997 at San Antonio.

**NOVEMBER 6:** Toronto became the first team in NBA history to successfully make a three-point field goal in 700 consecutive games in a 112-85 loss at Milwaukee. Toronto finished the season with 778 consecutive games with at least one made three-point field goal.

**NOVEMBER 25:** Toronto defeated Chicago 93-78 and Sam Mitchell passed former Raptors head coach Lenny Wilkens to become Toronto's all-time leader in wins with 114.

**DECEMBER 11:** Jorge Garbajosa underwent surgery on his left leg and ankle at Mercy Medical Center in Baltimore, Maryland. Garbajosa, inactive since November 20, missed the remainder of the season.

**DECEMBER 11:** T.J. Ford left the game against the Atlanta Hawks at Philips Arena at the 1:32 mark of the fourth quarter after a collision with Hawks centre Al Horford. Ford missed 24 games with a left arm stinger.

**DECEMBER 18:** Chris Bosh became the Raptors' all-time leading rebounder in grabbing his 2,840th rebound in Toronto's 80-77 victory versus the Los Angeles Clippers.

**DECEMBER 20:** Chris Bosh blocked the 416th shot of his career to move past Vince Carter for first place on the team's all-time list.

## 2008

**JANUARY 14:** Chris Bosh named NBA Eastern Conference Player of the Week.

**JANUARY 31:** Chris Bosh is named a reserve for the Eastern Conference team for the 2008 NBA All-Star Game.

**FEBRUARY 1:** Jamario Moon named NBA Eastern Conference Rookie of the Month for January.

**FEBRUARY 8:** Toronto played its 1,000th regular season game, falling to the Los Angeles Clippers 102-98.

**FEBRUARY 15:** Rookie Jamario Moon and sophomore Andrea Bargnani started in the T-Mobile Rookie-Sophomore Challenge at All-Star Weekend in New Orleans. Moon finished with 13 points in 18:39 minutes, while Bargnani had eight points in 17:14 minutes.

**FEBRUARY 16:** Jason Kapono had a record-tying 25 points in the final round to successfully defending his Foot Locker Three-Point Shootout title at All-Star Weekend in New Orleans. Kapono became the first repeat champion since 2002-03 (Peja Stojakovic). Jamario Moon finished third in the 2008 Sprite Slam Dunk competition.

**FEBRUARY 17:** Chris Bosh made his second consecutive start for the Eastern Conference, finishing with 14 points and seven rebounds. Bosh made the start in place of injured East teammate Kevin Garnett.

**FEBRUARY 27:** Chris Bosh scored 28 points against Minnesota to pass Morris Peterson for second place on Toronto's all-time scoring list.

**FEBRUARY 29:** Named John Lucas as a basketball development consultant for the remainder of the 2007-08 season.

**MARCH 19:** Toronto set a franchise record with a 42-point margin of victory in defeating Miami 96-54. The 54 points by Miami was an NBA season-low and the third fewest points in the 24-second shot clock era.

**APRIL 3:** Forward Chris Bosh named a divisional winner for the 2007-08 NBA Sportsmanship Award.

**APRIL 4:** Toronto clinched a playoff spot for a second consecutive season and the fifth time in franchise history.

**APRIL 9:** Jamario Moon passed Damon Stoudamire with his franchise record 71st start as a rookie.

**JULY 12:** Named Gord Herbert as assistant coach/player development.

**NOVEMBER 4:** Chris Bosh named Eastern Conference Player of the Week.

**DECEMBER 3:** Relieved Sam Mitchell of head coaching duties and named assistant coach Jay Triano head coach on an interim basis.

**DECEMBER 9:** Jose Calderon ties Chauncey Billups' franchise record for most consecutive free throws made (51). Calderon breaks the record the following night in Indiana.

## 2009

**JANUARY 16:** Andrea Bargnani sets an NBA record for centres with 10 consecutive games with two or more three-point field goals made.

**JANUARY 23:** Jose Calderon passes Mahmoud Abdul-Rauf for the second-longest streak of consecutive free throws in NBA history (81).

**JANUARY 28:** Chris Bosh named as a reserve for the Eastern Conference at the 2009 NBA All-Star Game in Phoenix.

**JANUARY 30:** Jose Calderon's streak of 87 consecutive free throws ends at home versus Milwaukee.

**FEBRUARY 10:** Chris Bosh announces he will not participate in the 2009 NBA All-Star Game due to a sprained knee.

**FEBRUARY 24:** The Raptors streak of consecutive games with at least one three-pointer reaches the 10-year mark. The streak began February 24, 1999 at Air Canada Centre.



**MARCH 13:** Jose Calderon becomes the all-time franchise leader with 1,795 assists.

**MAY 11:** Promoted Jay Triano to head coach.

**JUNE 5:** Named Alex English and Marc Iavaroni as assistant coaches.

**JULY 1:** Named Eric Hughes and Alvin Williams as assistant coach/player development. Named Francesco Cuzzolin as assistant coach/strength and conditioning.

**JULY 8:** Signed forward Andrea Bargnani to a multi-year extension.

**OCTOBER 14:** Forward Reggie Evans left in the second quarter of a preseason game against Boston with a midfoot sprain in his left foot. He would miss the first 51 games of the regular-season.

**OCTOBER 28:** Toronto opens its 15th season with a 101-91 victory over Cleveland in front of 20,152 at Air Canada Centre.

**NOVEMBER 13:** Raptors overcome a 22-point deficit against the Los Angeles Clippers for a 104-89 victory - the largest comeback win on the road in team history.

**DECEMBER 23:** Defeated the Pistons 94-64 for the team's first victory at the Palace of Auburn Hills since 2003, ending an 11-game losing streak at Detroit. Also set a team record for fewest points allowed during a road game (64) and lowest opponent field goal percentage (.279) during a road game.

**DECEMBER 30:** Defeated Charlotte 107-103 to set a team record with nine wins during the month of December. Extended win streak to a season-high five games.

## 2010

**JANUARY 3:** Forward Chris Bosh passed Vince Carter as the team's all-time career scoring leader with a 16-foot jumper at the 1:39 mark of the third quarter vs. San Antonio. Carter's previous record was 9,420 points.

**JANUARY 11:** Indiana rallies from a 23-point deficit to defeat Toronto and post the largest comeback by an opponent in team history.

**JANUARY 20:** Forward Chris Bosh scores a career-high 44 points at Milwaukee.

**FEBRUARY 12:** Rookie DeMar DeRozan defeats L.A. Clipper guard Eric Gordon in the inaugural NBA Dunk-In at All-Star Weekend.

**FEBRUARY 13:** Forward DeMar DeRozan advances to the final round of the Sprite Slam Dunk contest, but loses to New York's Nate Robinson.

**FEBRUARY 14:** Forward Chris Bosh recorded 23 points and a team-high 10 rebounds for the Eastern Conference at the 2010 NBA All-Star game in Dallas. Bosh earned his fifth All-Star selection, tying Vince Carter for the most in team history.

**FEBRUARY 20:** Toronto played its first Saturday night home game in more than nine years, defeating the Washington Wizards 109-104.

**MARCH 17:** Forward Chris Bosh becomes the first player in team history to reach the 10,000 point mark.

**MARCH 22:** Forward Chris Bosh recorded his 44th double-double of the season, breaking his own team single-season record.

**APRIL 5:** Forward Chris Bosh named Eastern Conference Player of the Week. Tied Vince Carter for the most honours in team history with seven.

**APRIL 6:** Forward Chris Bosh sustained a displaced nasal fracture during the first quarter at Cleveland following an elbow to the face from Antawn Jamison.

**APRIL 7:** Forward Chris Bosh undergoes successful surgery in Cleveland to repair a displaced nasal fracture. Forward Hedo Turkoglu leaves in the first quarter vs. Boston with a non-displaced fracture on an old nasal fracture in the face.

**JUNE 1:** Named P.J. Carlesimo as an assistant coach.

**AUGUST 15:** Named Scott Roth as an assistant coach.

**SEPTEMBER 24:** Promoted Marc Eversley to Assistant General Manager and Alvin Williams to Director of Player Development.

**SEPTEMBER 21:** Forward Ed Davis underwent arthroscopic surgery to repair a meniscus tear in his right knee.

**SEPTEMBER 28:** Raptors opened training camp at Air Canada Centre before traveling to Vancouver on October 1 for the second half of the training period.

**OCTOBER 6:** Raptors opened the preseason vs. Phoenix at Vancouver's Rogers Arena in front of a sold-out crowd of 18,123.

# KEY DATES



**OCTOBER 22:** Team made its first preseason visit to Montreal and played in front of 22,114 at the Bell Centre against New York.

**NOVEMBER 26:** Forward Reggie Evans left during the fourth quarter with a fractured right foot at Boston. He would miss the next 47 games (Nov. 28-Mar. 5).

**DECEMBER 11:** Raptors rallied from a 25-point deficit to defeat Detroit 120-116 at The Palace of Auburn Hills marking the largest comeback in team history.

**DECEMBER 15:** Forward Sonny Weems, forward Ed Davis, forward Amir Johnson, guard DeMar DeRozan and guard Jerry Bayless formed the youngest starting lineup in team history during game vs. Chicago.

**DECEMBER 28:** Ended a 10-game losing streak in Dallas with a 84-76 victory. It was the team's first win in Dallas since December 30, 1999.

## 2011

**JANUARY 24:** A then NBA record streak of 986 consecutive games with at least one three-pointer made ends during a game versus Memphis. It was the first time the Raptors were held without a three-pointer since February 24, 1999.

**FEBRUARY 4:** Guard Jose Calderon matched his own franchise record with 19 assists at Minnesota.

**FEBRUARY 13:** Raptors played their 500th regular season game at Air Canada Centre vs. L.A. Clippers.

**FEBRUARY 18:** Guard DeMar DeRozan scored 14 points as a starter for the Sophomore Team in the T-Mobile Rookie Challenge & Youth Jam at All-Star Weekend in Los Angeles.

**FEBRUARY 19:** Guard DeMar DeRozan competed in the Sprite Slam Dunk contest on All-Star Saturday Night.

**MARCH 4:** Toronto and New Jersey played the first of two games at the O2 Arena in London, England. This marked the first time regular season NBA games were held in Europe.

**MARCH 5:** The Raptors fell 137-136 to New Jersey in triple-overtime at the O2 Arena in London, England. It was the highest scoring game (136 points) and the longest game (3 hours, 22 minutes) in team history.

**MARCH 20:** Raptors ended a streak of 14 consecutive road losses with a 95-93 win at Oklahoma City. The streak tied a franchise record for consecutive road losses.

**MAY 17:** President and general manager Bryan Colangelo agreed to a multi-year contract extension with the team.

**JUNE 1:** Team declined contract option on head coach Jay Triano for the 2011-12 season. Triano remained with the team as special assistant to the president and general manager.

**JUNE 21:** Dwane Casey named the eighth head coach in team history.

**JUNE 23:** Centre Jonas Valanciunas selected fifth overall in the NBA Draft.

**JULY 13:** Named Johnny Davis and Tom Sterner as assistant coaches. Retained Scott Roth, Micah Nori and Eric Hughes.

**JULY 21:** Named Alex McKechnie as director of sports science.

**OCTOBER 27:** Named Ed Stefanski as executive vice-president of basketball operations.

**DECEMBER 9:** Centre Jamaal Magloire becomes the first Canadian to sign with the Raptors.

**DECEMBER 9:** Rogers Communication and Bell Canada announce partnership to purchase controlling stake in Maple Leaf Sports & Entertainment from the Ontario Teacher's Pension Plan. Under the proposed deal Larry Tannenbaum would remain as Chairman of the Board, while increasing his stake in the company.

**DECEMBER 26:** Centre Jamaal Magloire becomes the first Canadian to play for the Raptors in a regular season game. Toronto opened the condensed 66-game season at Cleveland.

## 2012

**JANUARY 1:** Guard Jose Calderon becomes the first player in franchise history to record 3,000 assists.

**MARCH 21:** The Raptors debuted their special Canadian Forces fourth jersey as part of their annual Canadian Forces Appreciation Night on Mar. 21 against Chicago. The game marked the first time an NBA team has worn a camouflage jersey.

**JULY 20:** The NBA Board of Governors approved sale of the franchise to Rogers Communication and Bell Canada.





# FORMER RAPTORS



## HASSAN ADAMS

**College:** Arizona **Position:** G **Number:** 3 **Height:** 6-4 **Weight:** 220 **Born:** 6/20/84 **Acquired:** Signed as a free agent (July 8, 2008). **Departed:** Traded to the L.A. Clippers along with cash considerations for conditional second round pick (January 7, 2009).

	GP	MIN	FG	FGA	PCT.	3PM	3PA	PCT.	FT	FTA	PCT.	REB	AST	ST	BL	PTS	AVG
2008-09	12	52	4	13	.308	0	0	---	3	6	.500	7	1	1	1	11	0.9

## ALEXIS AJINCA

**Country:** France **Position:** C **Number:** 42 **Height:** 7-0 **Weight:** 248 **Born:** 5/6/88 **Acquired:** Traded by Dallas with a second-round draft pick and cash considerations for the draft rights to Giorgos Printezis (January 24, 2011). **Departed:** Free agent (July 1, 2011)

	GP	MIN	FG	FGA	PCT.	3PM	3PA	PCT.	FT	FTA	PCT.	REB	AST	ST	BL	PTS	AVG
2010-11	24	265	47	101	.465	9	27	.333	11	15	.733	61	8	8	14	114	4.8

## SOLOMON ALABI

**College:** Florida State **Position:** C **Number:** 50 **Height:** 7-1 **Weight:** 252 **Born:** 3/21/88 **Acquired:** Draft rights traded by Dallas (50th overall) in exchange for a 2013 conditional second-round pick and cash considerations (June 24, 2010). **Departed:** Free agent (July 1, 2012).

	GP	MIN	FG	FGA	PCT.	3PM	3PA	PCT.	FT	FTA	PCT.	REB	AST	ST	BL	PTS	AVG
2010-11	12	59	3	15	.200	0	0	---	0	2	.000	14	2	2	2	6	0.5
2011-12	14	122	13	36	.361	0	0	---	7	8	.875	47	3	2	9	33	2.4
<b>Totals</b>	<b>26</b>	<b>181</b>	<b>16</b>	<b>51</b>	<b>.314</b>	<b>0</b>	<b>0</b>	<b>---</b>	<b>7</b>	<b>10</b>	<b>.700</b>	<b>61</b>	<b>5</b>	<b>4</b>	<b>11</b>	<b>39</b>	<b>1.5</b>

## RAFER ALSTON

**College:** Fresno State **Position:** G **Number:** 12/11 **Height:** 6-2 **Weight:** 175 **Born:** 7/24/76 **Acquired:** Signed as a free agent (July 14, 2004). **Departed:** Traded to Houston for guard Mike James (October 4, 2005). **Acquired:** Signed to a 10-day contract (January 7, 2003). Signed for the remainder of the season (January 18, 2003). **Departed:** Free agent (July 1, 2003).

	GP	MIN	FG	FGA	PCT.	3PM	3PA	PCT.	FT	FTA	PCT.	REB	AST	ST	BL	PTS	AVG
02-03	47	980	139	335	.415	51	130	.392	37	54	.685	107	192	38	15	366	7.8
04-05	80	2717	403	974	.414	139	389	.357	191	258	.740	279	514	118	7	1136	14.2
<b>Totals</b>	<b>127</b>	<b>3697</b>	<b>542</b>	<b>1309</b>	<b>.414</b>	<b>190</b>	<b>519</b>	<b>.366</b>	<b>228</b>	<b>312</b>	<b>.731</b>	<b>386</b>	<b>706</b>	<b>156</b>	<b>22</b>	<b>1502</b>	<b>11.8</b>

## DAVID ANDERSEN

**Country:** Australia **Position:** C **Number:** 13 **Height:** 6-11 **Weight:** 245 **Born:** 6/23/1980 **Acquired:** Traded by Houston with cash considerations for a 2015 second-round draft pick (July 28, 2010). **Departed:** Traded to New Orleans with Marcus Banks and Jarrett Jack for Peja Stojakovic, Jerryd Bayless and cash considerations (November 20, 2010).

	GP	MIN	FG	FGA	PCT.	3PM	3PA	PCT.	FT	FTA	PCT.	REB	AST	ST	BL	PTS	AVG
2010-11	11	150	23	47	.489	3	10	.300	7	7	1.000	34	7	3	3	56	5.1

## WILLIE ANDERSON

**College:** Georgia **Position:** G **Number:** 40 **Height:** 6-8 **Weight:** 200 **Born:** 1/8/67 **Acquired:** Drafted by Toronto in 9th round (17th selection) in 1995 expansion draft. **Departed:** Traded with Victor Alexander to New York Knicks for Doug Christie, Herb Williams and cash (February 18, 1996).

	GP	MIN	FG	FGA	PCT.	3PM	3PA	PCT.	FT	FTA	PCT.	REB	AST	ST	BL	PTS	AVG
1995-96	49	1564	232	527	.440	29	95	.305	113	132	.856	186	149	58	51	606	12.4

## RAFAEL ARAUJO

**College:** Brigham Young **Position:** C **Number:** 55 **Height:** 6-11 **Weight:** 290 **Born:** 8/12/80 **Acquired:** First-round draft choice, eighth overall (June 2004). **Departed:** Traded to Utah for Kris Humphries and Robert Whaley (June 8, 2006).

	GP	MIN	FG	FGA	PCT.	3PM	3PA	PCT.	FT	FTA	PCT.	REB	AST	ST	BL	PTS	AVG
2004-05	59	736	76	175	.434	1	3	.333	43	55	.782	185	16	21	8	196	3.3
2005-06	52	601	53	145	.366	0	1	.000	15	28	.536	144	15	24	6	121	2.3
<b>Totals</b>	<b>111</b>	<b>1337</b>	<b>129</b>	<b>320</b>	<b>.403</b>	<b>1</b>	<b>4</b>	<b>.250</b>	<b>58</b>	<b>83</b>	<b>.699</b>	<b>329</b>	<b>31</b>	<b>45</b>	<b>14</b>	<b>317</b>	<b>2.9</b>

## ROBERT ARCHIBALD

**College:** Illinois **Position:** C **Number:** 34 **Height:** 6-11 **Weight:** 250 **Born:** 3/29/80 **Acquired:** Traded by Orlando for centre Mengke Bateer, the rights to 2003 second-round draft choice centre Remon Van de Hare and the option to exchange second-round draft positions in the 2005 NBA Draft (January 2, 2004). **Departed:** Free agent (July 1, 2004).

	GP	MIN	FG	FGA	PCT.	3PM	3PA	PCT.	FT	FTA	PCT.	REB	AST	ST	BL	PTS	AVG
2003-04	30	246	8	30	.267	0	0	---	13	27	.481	50	12	13	3	29	1.0

## CARLOS ARROYO

**College:** Florida International **Position:** G **Number:** 10 **Height:** 6-2 **Weight:** 202 **Born:** 7/30/79 **Acquired:** Signed as a free agent October 30, 2001. **Departed:** Waived (January 7, 2002).

	GP	MIN	FG	FGA	PCT.	3PM	3PA	PCT.	FT	FTA	PCT.	REB	AST	ST	BL	PTS	AVG
2001-02	17	96	13	29	.448	0	0	---	4	6	.667	12	21	6	0	30	1.8

## MARK BAKER

**College:** Ohio State **Position:** G **Number:** 4 **Height:** 6-1 **Weight:** 187 **Born:** 11/11/69 **Acquired:** Invited to training camp (January 21, 1999). **Departed:** Waived (February 19, 1999).

	GP	MIN	FG	FGA	PCT.	3PM	3PA	PCT.	FT	FTA	PCT.	REB	AST	ST	BL	PTS	AVG
1998-99	1	2	0	1	.000	0	0	---	0	0	---	0	0	0	0	0	0.0

## MARCUS BANKS

**College:** UNLV **Position:** G **Number:** 3 **Height:** 6-2 **Weight:** 205 **Born:** 11/19/81 **Acquired:** Traded by Miami with Shawn Marion and cash considerations for Jermaine O'Neal, Jamarion Moon and a conditional draft pick (February 13, 2009). **Departed:** Traded to New Orleans with David Andersen and Jarrett Jack for Peja Stojakovic, Jerryd Bayless and cash considerations (November 20, 2010).

	GP	MIN	FG	FGA	PCT.	3PM	3PA	PCT.	FT	FTA	PCT.	REB	AST	ST	BL	PTS	AVG
2008-09	6	40	6	18	.333	1	5	.200	1	3	.333	3	6	1	0	14	2.3
2009-10	22	244	39	73	.534	7	24	.292	24	29	.828	23	26	12	2	109	5.0
2010-11	3	22	0	2	.000	0	0	.000	6	8	.750	1	3	1	0	6	2.0
<b>Totals</b>	<b>31</b>	<b>306</b>	<b>45</b>	<b>93</b>	<b>.484</b>	<b>8</b>	<b>29</b>	<b>.275</b>	<b>31</b>	<b>40</b>	<b>.775</b>	<b>27</b>	<b>35</b>	<b>14</b>	<b>2</b>	<b>129</b>	<b>4.2</b>

## LEANDRO BARBOSA

**Country:** Brazil **Position:** G **Number:** 20 **Height:** 6-3 **Weight:** 175 **Born:** 11/28/82 **Acquired:** Traded by Phoenix with forward-centre Dwayne Jones for forward Hedo Turkoglu (July 14, 2010). **Departed:** Traded to Indiana for a second-round draft pick and cash considerations (March 15, 2012).

	GP	MIN	FG	FGA	PCT.	3PM	3PA	PCT.	FT	FTA	PCT.	REB	AST	ST	BL	PTS	AVG
2010-11	58	1395	294	653	.450	72	213	.338	109	137	.796	99	119	50	6	769	13.3
2011-12	42	946	198	454	.436	40	111	.360	76	91	.835	79	63	36	7	512	12.2
<b>Totals</b>	<b>100</b>	<b>2341</b>	<b>492</b>	<b>1107</b>	<b>.444</b>	<b>112</b>	<b>324</b>	<b>.345</b>	<b>185</b>	<b>228</b>	<b>.811</b>	<b>178</b>	<b>182</b>	<b>86</b>	<b>13</b>	<b>1281</b>	<b>12.8</b>

## ANDRE BARRETT

**College:** Seton Hall **Position:** G **Number:** 12 **Height:** 5-10 **Weight:** 173 **Born:** 2/21/82 **Acquired:** Signed a 10-day contract (March 15, 2006). **Departed:** Free agent (July 1, 2006).

	GP	MIN	FG	FGA	PCT.	3PM	3PA	PCT.	FT	FTA	PCT.	REB	AST	ST	BL	PTS	AVG
2005-06	17	261	35	97	.361	2	13	.154	6	9	.667	22	50	10	0	78	4.6

## MACEO BASTON

**College:** Michigan **Position:** F **Number:** 35/9 **Height:** 6-8 **Weight:** 225 **Born:** 5/29/76 **Acquired:** Signed as a free agent February 10. **Acquired:** Signed as free agent (July 23, 2007). **Departed:** Signed as a free agent by Maccabi (Tel Aviv). **Departed:** Traded with T.J. Ford, Rasho Nesterovic and the draft rights to Roy Hibbert to Indiana for Jermaine O'Neal and the draft rights to Nathan Jawai (July 9, 2008).

	GP	MIN	FG	FGA	Pct.	3PM	3PA	Pct.	FT	FTA	Pct.	REB	AST	ST	BL	PTS	AVG
2002-03	16	106	15	25	.600	0	0	---	10	12	.833	23	0	4	11	40	2.5
2007-08	15	103	17	25	.680	0	0	---	7	10	.700	26	3	2	4	41	2.7
<b>Totals</b>	<b>31</b>	<b>109</b>	<b>32</b>	<b>50</b>	<b>.640</b>	<b>0</b>	<b>0</b>	<b>---</b>	<b>17</b>	<b>22</b>	<b>.772</b>	<b>49</b>	<b>3</b>	<b>6</b>	<b>15</b>	<b>81</b>	<b>2.6</b>

## MENGKE BATEER

**Country:** Mongolia **Position:** C **Number:** 42/14 **Height:** 6-11 **Weight:** 290 **Born:** 11/20/75 **Acquired:** Signed as a free agent (July 17, 2003). **Departed:** Traded to Orlando with the rights to 2003 second-round draft pick centre Remon Van de Hare and the option to exchange second-round draft positions in the 2005 NBA Draft for centre Robert Archibald, (January 2, 2004).

	GP	MIN	FG	FGA	Pct.	3PM	3PA	Pct.	FT	FTA	Pct.	REB	AST	ST	BL	PTS	AVG
2003-04	7	40	4	7	.571	0	0	---	0	0	---	8	1	1	0	8	1.1

## LONNY BAXTER

**College:** Maryland **Position:** F **Number:** 35 **Height:** 6-9 **Weight:** 260 **Born:** 1/27/79 **Acquired:** Traded by Chicago with guard/forward Jalen Rose and forward Donyell Marshall for centre/forward Antonio Davis and forwards Chris Jefferies and Jerome Williams (December 1, 2003). **Departed:** Waived (February 28, 2004).

	GP	MIN	FG	FGA	Pct.	3PM	3PA	Pct.	FT	FTA	Pct.	REB	AST	ST	BL	PTS	AVG
2003-04	36	487	60	128	.469	0	1	.000	30	56	.536	121	10	14	18	150	4.2

## JERRYD BAYLESS

**College:** Arizona **Position:** G **Number:** 5 **Height:** 6-3 **Weight:** 208 **Born:** 9/20/88 **Acquired:** Traded by New Orleans with forward Peja Stojakovic and cash considerations for guard Jarrett Jack, guard Marcus Banks and centre David Andersen on (November 20, 2010). **Departed:** Free agent (July 1, 2012).

	GP	MIN	FG	FGA	PCT.	3PM	3PA	PCT.	FT	FTA	PCT.	REB	AST	ST	BL	PTS	AVG
2010-11	60	1347	201	468	.429	46	132	.348	153	189	.810	150	238	36	4	601	10.0
2011-12	31	705	117	276	.424	44	104	.423	75	88	.852	66	118	24	4	353	11.4
<b>Totals</b>	<b>91</b>	<b>2052</b>	<b>318</b>	<b>744</b>	<b>.427</b>	<b>90</b>	<b>236</b>	<b>.381</b>	<b>228</b>	<b>277</b>	<b>.823</b>	<b>216</b>	<b>356</b>	<b>60</b>	<b>8</b>	<b>954</b>	<b>10.4</b>

## MARCO BELINELLI

**Country:** Italy **Position:** G **Number:** 0 **Height:** 6-5 **Weight:** 200 **Born:** 3/25/86 **Acquired:** Traded by Golden State for forward Devean George and cash considerations (July 30, 2009). **Departed:** Traded to New Orleans in exchange for Julian Wright, (August 11, 2010)

	GP	MIN	FG	FGA	PCT	3FG	3FGA	PCT	FT	FTA	PCT	REB	AST	ST	BLK	PTS	AVG
2009-10	66	1121	154	379	.406	60	158	.380	101	121	.835	95	89	42	5	469	7.1

## BENOIT BENJAMIN

**College:** Creighton **Position:** C **Number:** 14/9 **Height:** 7-0 **Weight:** 265 **Born:** 11/22/64 **Acquired:** Signed as a free agent (October 11, 1996). **Departed:** Waived (November 12, 1996).

	GP	MIN	FG	FGA	Pct.	3PM	3PA	Pct.	FT	FTA	Pct.	REB	AST	ST	BL	PTS	AVG
1996-97	4	44	5	12	.417	0	0	---	3	4	.750	9	1	1	2	13	3.3

## CHAUNCEY BILLUPS

**College:** Colorado **Position:** G **Number:** 3 **Height:** 6-3 **Weight:** 202 **Born:** 9/25/76 **Acquired:** Traded by Boston with Dee Brown, Roy Rogers and John Thomas for Kenny Anderson, Popeye Jones and Zan Tabak (February 18, 1998). **Departed:** Traded with the rights to Tyson Wheeler to Denver as part of a three-way deal whereby Toronto acquired Micheal Williams, the rights to Zeljko Rebraca, a first round draft pick from Denver, and a future first round pick from Minnesota (January 21, 1999).

	GP	MIN	FG	FGA	Pct.	3PM	3PA	Pct.	FT	FTA	Pct.	REB	AST	ST	BL	PTS	AVG
1997-98	29	920	103	295	.349	43	136	.316	79	86	.919	77	97	30	2	328	11.3

## CORIE BLOUNT

**College:** Cincinnati **Position:** F **Number:** 44 **Height:** 6-10 **Weight:** 240 **Born:** 1/4/69 **Acquired:** Signed as a free agent (March 12, 2004). **Departed:** Free agent (July 1, 2004).

	GP	MIN	FG	FGA	Pct.	3PM	3PA	Pct.	FT	FTA	Pct.	REB	AST	ST	BL	PTS	AVG
2003-04	16	294	18	47	.383	0	0	---	2	3	.667	69	10	11	5	38	2.4

# FORMER RAPTORS



## MUGSGY BOGUES

**College:** Wake Forest **Position:** G **Number:** 14 **Height:** 5-3 **Weight:** 141 **Born:** 1/9/65 **Acquired:** Signed as a free agent by Toronto; September 14, 2000. Re-signed as a free agent by Toronto. **Departed:** Traded with Mark Jackson to New York Knicks for Chris Childs and a first-round draft pick (February 22, 2001).

	GP	MIN	FG	FGA	Pct.	3PM	3PA	Pct.	FT	FTA	Pct.	REB	AST	ST	BL	PTS	AVG
1999-00	80	1731	157	358	.439	17	51	.333	79	87	.908	135	299	65	4	410	5.1
2000-01	3	34	0	2	.000	0	1	.000	0	0	---	3	5	2	0	0	0.0
<b>Totals</b>	<b>83</b>	<b>1765</b>	<b>157</b>	<b>360</b>	<b>.436</b>	<b>17</b>	<b>52</b>	<b>.327</b>	<b>79</b>	<b>87</b>	<b>.908</b>	<b>138</b>	<b>304</b>	<b>67</b>	<b>4</b>	<b>410</b>	<b>4.94</b>

## PLAYOFFS

	GP	MIN	FG	FGA	Pct.	3PM	3PA	Pct.	FT	FTA	Pct.	REB	AST	ST	BL	PTS	AVG
1999-00	3	87	6	21	.286	3	9	.333	1	3	.333	6	5	4	0	16	5.3

## MATT BONNER

**College:** Florida **Position:** F **Number:** 16 **Height:** 6-10 **Weight:** 240 **Born:** 4/5/80 **Acquired:** Acquired draft rights from Chicago in exchange for a future second-round draft pick (June 26, 2003). **Departed:** Traded with Eric Williams to San Antonio for Rasho Nesterovic (June 21, 2006).

	GP	MIN	FG	FGA	Pct.	3PM	3PA	Pct.	FT	FTA	Pct.	REB	AST	ST	BL	PTS	AVG
2004-05	82	1553	247	463	.533	39	92	.424	56	71	.789	285	48	39	19	589	7.2
2005-06	79	1710	209	467	.448	102	243	.420	63	76	.829	284	56	49	31	583	7.5
<b>Totals</b>	<b>160</b>	<b>3263</b>	<b>456</b>	<b>930</b>	<b>.490</b>	<b>141</b>	<b>335</b>	<b>.421</b>	<b>119</b>	<b>147</b>	<b>.810</b>	<b>569</b>	<b>104</b>	<b>88</b>	<b>50</b>	<b>1172</b>	<b>7.3</b>

## CHRIS BOSH

**College:** Georgia Tech **Position:** F **Number:** 4 **Height:** 6-10 **Weight:** 245 **Born:** 3/24/84 **Acquired:** First-round draft choice, 4th overall (June 2003). **Departed:** Signed and traded to Miami for two first-round picks and trade exception (July 9, 2010).

	GP	MIN	FG	FGA	PCT	3FG	3FGA	PCT	FT	FTA	PCT	REB	AST	ST	BLK	PTS	AVG
2003-04	75	2510	327	712	.459	5	14	.357	202	288	.701	557	78	59	106	861	11.5
2004-05	81	3017	473	1005	.471	3	10	.300	412	542	.760	718	153	76	113	1361	16.8
2005-06	70	2751	549	1087	.505	0	13	.000	474	581	.816	647	181	50	79	1572	22.5
2006-07	69	2658	543	1094	.496	12	35	.343	462	590	.785	741	175	39	90	1561	22.6
2007-08	67	2425	507	1027	.494	10	25	.400	472	559	.844	583	171	63	67	1496	22.3
2008-09	77	2928	615	1263	.487	12	49	.245	504	617	.817	771	191	67	77	1746	22.7
2009-10	70	2526	600	1158	.518	8	22	.364	470	590	.797	759	166	43	68	1678	24.0
<b>Totals</b>	<b>509</b>	<b>18815</b>	<b>3614</b>	<b>7346</b>	<b>.492</b>	<b>50</b>	<b>168</b>	<b>.298</b>	<b>2997</b>	<b>3767</b>	<b>.796</b>	<b>4776</b>	<b>1115</b>	<b>397</b>	<b>600</b>	<b>10275</b>	<b>20.2</b>

## PLAYOFFS

	GP	MIN	FG	FGA	Pct.	3PM	3PA	Pct.	FT	FTA	Pct.	REB	AST	ST	BL	PTS	AVG
2006-07	6	222	36	91	.396	1	5	.200	32	38	.842	54	15	5	11	105	17.5
2007-08	5	199	42	89	.472	1	7	.143	35	42	.833	45	18	8	2	120	24.0
<b>Totals</b>	<b>11</b>	<b>421</b>	<b>78</b>	<b>180</b>	<b>.433</b>	<b>2</b>	<b>12</b>	<b>.167</b>	<b>67</b>	<b>80</b>	<b>.383</b>	<b>99</b>	<b>33</b>	<b>13</b>	<b>13</b>	<b>225</b>	<b>20.5</b>

## MICHAEL BRADLEY

**College:** Villanova **Position:** F **Number:** 5/33 **Height:** 6-10 **Weight:** 245 **Born:** 4/18/79 **Acquired:** Selected in the 2001 draft (17th overall). **Departed:** Waived (March 12, 2004).

	GP	MIN	FG	FGA	Pct.	3PM	3PA	Pct.	FT	FTA	Pct.	REB	AST	ST	BL	PTS	AVG
2001-02	26	118	13	25	.520	0	2	.000	4	8	.500	24	3	0	6	30	1.2
2002-03	67	1314	151	314	.481	1	6	.167	35	67	.522	409	67	16	32	338	5.0
2003-04	5	38	1	3	.333	0	0	---	1	2	.500	11	1	1	0	3	0.6
<b>Totals</b>	<b>98</b>	<b>1470</b>	<b>165</b>	<b>342</b>	<b>.482</b>	<b>1</b>	<b>8</b>	<b>.125</b>	<b>40</b>	<b>77</b>	<b>.519</b>	<b>444</b>	<b>71</b>	<b>17</b>	<b>38</b>	<b>371</b>	<b>3.8</b>

## PLAYOFFS

	GP	MIN	FG	FGA	Pct.	3PM	3PA	Pct.	FT	FTA	Pct.	REB	AST	ST	BL	PTS	AVG
2001-02	1	3	0	0	---	0	0	---	0	0	---	1	1	0	0	0	0.0

## PRIMOZ BREZEC

**College:** Slovenia **Position:** C **Number:** 1 **Height:** 7-1 **Weight:** 255 **Born:** 10/2/79 **Acquired:** Traded by Detroit with cash considerations for Juan Dixon (February 21, 2008). **Departed:** Free agent (July 1, 2008).

	GP	MIN	FG	FGA	Pct.	3PM	3PA	Pct.	FT	FTA	Pct.	REB	AST	ST	BL	PTS	AVG
2007-08	13	110	17	38	.447	0	0	---	14	21	.667	18	1	1	2	48	3.7

## DAMONE BROWN

**College:** Syracuse **Position:** F **Number:** 54 **Height:** 6-8 **Weight:** 202 **Born:** 6/28/79 **Acquired:** Signed to a 10-day contract (January 14, 2003). **Departed:** Elected not to renew contract (January 23, 2003).

	GP	MIN	FG	FGA	Pct.	3PM	3PA	Pct.	FT	FTA	Pct.	REB	AST	ST	BL	PTS	AVG
2002-03	5	115	11	35	.314	0	2	---	6	8	.750	15	3	1	1	28	5.6

## DEE BROWN

**College:** Jacksonville **Position:** G **Number:** 7 **Height:** 6-2 **Weight:** 205 **Born:** 11/29/68 **Acquired:** Traded by Boston with Chauncey Billups, Roy Rogers and John Thomas for Kenny Anderson, Popeye Jones and Zan Tabak (February 18, 1998). **Departed:** Signed as a free agent by Orlando (August 3, 2000).

	GP	MIN	FG	FGA	Pct.	3PM	3PA	Pct.	FT	FTA	Pct.	REB	AST	ST	BL	PTS	AVG
1997-98	31	908	137	307	.446	65	158	.411	39	43	.907	90	101	38	17	378	12.2
1998-99	49	1377	187	495	.378	135	349	.387	40	55	.727	103	143	56	8	549	11.2
1999-00	38	673	93	258	.360	67	187	.358	11	16	.688	54	86	24	5	264	6.9
<b>Totals</b>	<b>118</b>	<b>2958</b>	<b>417</b>	<b>1060</b>	<b>.393</b>	<b>267</b>	<b>694</b>	<b>.385</b>	<b>90</b>	<b>114</b>	<b>.789</b>	<b>247</b>	<b>330</b>	<b>118</b>	<b>30</b>	<b>1191</b>	<b>10.1</b>

## PLAYOFFS

	GP	MIN	FG	FGA	PCT.	3PM	3PA	PCT.	FT	FTA	PCT.	REB	AST	ST	BL	PTS	AVG
1999-00	3	19	0	4	.000	0	3	.000	0	0	---	2	2	2	0	0	0.0

## RICK BRUNSON

**College:** Temple **Position:** G **Number:** 9 **Height:** 6-4 **Weight:** 190 **Born:** 6/14/72 **Acquired:** Signed as a free agent (August 13, 2003).  
**Departed:** Traded to Chicago for guard Roger Mason Jr. (December 16, 2003).

	GP	MIN	FG	FGA	Pct.	3PM	3PA	Pct.	FT	FTA	Pct.	REB	AST	ST	BL	PTS	AVG
2003-04	3	10	2	4	.500	0	---	---	0	0	---	0	2	0	0	4	1.3

## RASUAL BUTLER

**College:** LaSalle **Position:** F **Number:** 9 **Height:** 6-7 **Weight:** 215 **Born:** 5/23/87 **Acquired:** Signed as a free agent (December 10, 2011).  
**Departed:** Waived (March 23, 2012).

	GP	MIN	FG	FGA	PCT.	3PM	3PA	PCT.	FT	FTA	PCT.	REB	AST	ST	BL	PTS	AVG
2011-12	34	453	41	133	.308	21	77	.273	7	12	.583	66	19	7	5	110	3.2

## MARCUS CAMBY

**College:** Massachusetts **Position:** F/C **Number:** 21 **Height:** 6-11 **Weight:** 227 **Born:** 3/22/74 **Acquired:** Selected in 1996 draft, 1st round (2nd overall). **Departed:** Traded to New York for Charles Oakley, the draft rights to Sean Marks and cash (June 25, 1998).

	GP	MIN	FG	FGA	Pct.	3PM	3PA	Pct.	FT	FTA	Pct.	REB	AST	ST	BL	PTS	AVG
1996-97	63	1897	375	778	.482	2	14	.143	183	264	.693	394	97	66	130	935	14.8
1997-98	63	2002	308	747	.412	0	2	.000	149	244	.611	466	111	68	230	765	12.1
<b>Totals</b>	<b>126</b>	<b>3899</b>	<b>683</b>	<b>1525</b>	<b>.448</b>	<b>2</b>	<b>16</b>	<b>.125</b>	<b>332</b>	<b>508</b>	<b>.654</b>	<b>860</b>	<b>208</b>	<b>134</b>	<b>360</b>	<b>1700</b>	<b>13.5</b>

## ANTHONY CARTER

**College:** Hawaii **Position:** G **Number:** 25 **Height:** 6-2 **Weight:** 195 **Born:** 6/16/75 **Acquired:** Signed as a free agent (December 12, 2011).  
**Departed:** Waived (March 15, 2012).

	GP	MIN	FG	FGA	PCT.	3PM	3PA	PCT.	FT	FTA	PCT.	REB	AST	ST	BL	PTS	AVG
2011-12	24	209	17	53	.321	5	17	.294	8	10	.800	33	34	8	4	47	2.0

## VINCE CARTER

**College:** North Carolina **Position:** G/F **Number:** 15 **Height:** 6-6 **Weight:** 225 **Born:** 1/26/77 **Acquired:** Draft rights traded by Golden State with cash for draft rights to forward Antawn Jamison (June 24, 1998). **Departed:** Traded to New Jersey for forward Eric Williams, forward/centre Aaron Williams, centre Alonzo Mourning and two first-round draft picks (December 17, 2004).

	GP	MIN	FG	FGA	PCT.	3PM	3PA	PCT.	FT	FTA	PCT.	REB	AST	ST	BL	PTS	AVG
1998-99	50	1760	345	766	.450	19	66	.288	204	268	.761	283	149	55	77	913	18.3
1999-00	82	3126	788	1696	.465	95	236	.403	436	551	.791	476	322	110	92	2107	25.7
2000-01	75	2979	762	1656	.460	162	397	.408	384	502	.765	416	291	114	82	2070	27.6
2001-02	60	2385	559	1307	.428	121	313	.387	245	307	.798	313	239	94	43	1484	24.7
2002-03	43	1471	355	760	.467	45	131	.344	129	160	.806	188	143	48	41	884	20.6
2003-04	73	2785	608	1457	.417	93	243	.383	336	417	.806	349	348	88	65	1645	22.5
2004-05	20	608	124	302	.411	19	59	.322	50	72	.694	66	61	25	15	317	15.0
<b>Totals</b>	<b>403</b>	<b>15,114</b>	<b>3541</b>	<b>7944</b>	<b>.446</b>	<b>554</b>	<b>1445</b>	<b>.383</b>	<b>1784</b>	<b>2277</b>	<b>.783</b>	<b>2091</b>	<b>1553</b>	<b>534</b>	<b>415</b>	<b>9420</b>	<b>23.4</b>

## PLAYOFFS

	GP	MIN	FG	FGA	PCT.	3PM	3PA	PCT.	FT	FTA	PCT.	REB	AST	ST	BL	PTS	AVG
1999-00	3	119	15	50	.300	1	10	.100	27	31	.871	18	19	3	4	58	19.3
2000-01	12	539	122	280	.436	25	61	.410	58	74	.784	78	56	20	20	327	27.3
<b>Totals</b>	<b>15</b>	<b>658</b>	<b>137</b>	<b>330</b>	<b>.415</b>	<b>26</b>	<b>71</b>	<b>.366</b>	<b>85</b>	<b>105</b>	<b>.810</b>	<b>96</b>	<b>75</b>	<b>23</b>	<b>24</b>	<b>385</b>	<b>25.7</b>

## CHRIS CHILDS

**College:** Boise State **Position:** G **Number:** 1 **Height:** 6-3 **Weight:** 185 **Born:** 4/16/75 **Acquired:** Traded by New York to Toronto for Mark Jackson and Muggsy Bogues (February 22, 2001). **Departed:** Signed as free agent by New Jersey (August 1, 2002).

	GP	MIN	FG	FGA	PCT.	3PM	3PA	PCT.	FT	FTA	PCT.	REB	AST	ST	BL	PTS	AVG
2000-01	26	550	42	113	.372	12	42	.286	21	25	.840	64	119	22	8	117	4.5
2001-02	69	1576	97	296	.328	33	120	.275	58	71	.817	154	351	56	5	285	4.1
<b>Totals</b>	<b>95</b>	<b>2126</b>	<b>139</b>	<b>409</b>	<b>.340</b>	<b>45</b>	<b>162</b>	<b>.278</b>	<b>79</b>	<b>96</b>	<b>.823</b>	<b>218</b>	<b>470</b>	<b>78</b>	<b>13</b>	<b>402</b>	<b>4.2</b>

## PLAYOFFS

	GP	MIN	FG	FGA	PCT.	3PM	3PA	PCT.	FT	FTA	PCT.	REB	AST	ST	BL	PTS	AVG
2000-01	12	380	37	90	.411	15	36	.417	20	23	.870	38	78	12	3	109	9.1
2001-02	5	163	21	54	.389	8	17	.471	9	10	.900	19	37	4	0	59	11.8
<b>Totals</b>	<b>17</b>	<b>543</b>	<b>58</b>	<b>144</b>	<b>.403</b>	<b>23</b>	<b>53</b>	<b>.433</b>	<b>29</b>	<b>33</b>	<b>.879</b>	<b>57</b>	<b>115</b>	<b>16</b>	<b>3</b>	<b>168</b>	<b>9.8</b>

## DOUG CHRISTIE

**College:** Pepperdine **Position:** G **Number:** 13 **Height:** 6-6 **Weight:** 205 **Born:** 5/9/70 **Acquired:** Traded by New York with Herb Williams and cash for Willie Anderson and Victor Alexander (February 18, 1996). **Departed:** Traded to Sacramento for Corliss Williamson (September 29, 2000).

	GP	MIN	FG	FGA	PCT.	3PM	3PA	PCT.	FT	FTA	PCT.	REB	AST	ST	BL	PTS	AVG
1995-96	32	818	115	264	.436	36	87	.414	56	71	.789	120	92	58	16	322	10.1
1996-97	81	3127	396	949	.417	147	383	.384	237	306	.775	432	315	201	45	1176	14.5
1997-98	78	2939	458	1071	.428	100	307	.326	271	327	.829	404	282	190	57	1287	16.5
1998-99	50	1768	252	650	.388	49	161	.304	207	246	.841	207	187	113	26	760	15.2
1999-00	73	2264	311	764	.407	99	275	.360	182	216	.843	285	321	102	43	903	12.4
<b>Totals</b>	<b>314</b>	<b>10,916</b>	<b>1532</b>	<b>3698</b>	<b>.414</b>	<b>431</b>	<b>1213</b>	<b>.355</b>	<b>953</b>	<b>1166</b>	<b>.817</b>	<b>1448</b>	<b>1197</b>	<b>664</b>	<b>187</b>	<b>4448</b>	<b>14.2</b>

## PLAYOFFS

	GP	MIN	FG	FGA	PCT.	3PM	3PA	PCT.	FT	FTA	PCT.	REB	AST	ST	BL	PTS	AVG
1999-00	3	61	3	13	.231	3	8	.375	3	6	.500	5	6	4	1	12	4.0



# FORMER RAPTORS



## KEON CLARK

College: UNLV Position: F/C Number: 7 Height: 6-11 Weight: 220 Born: 4/16/75 Acquired: Traded by Denver with Tracy Murray and Mamadou N'diaye to Toronto for Kevin Willis, Aleksander Radojevic and Garth Joseph (January 12, 2001). Departed: Signed as a free agent by Sacramento (August 14, 2002).

	GP	MIN	FG	FGA	PCT.	3PM	3PA	PCT.	FT	FTA	PCT.	REB	AST	ST	BL	PTS	AVG
2000-01	46	968	167	320	.522	0	1	.000	79	135	.585	248	38	16	110	413	9.0
2001-02	81	2185	380	775	.490	0	5	.000	155	230	.674	603	88	58	122	915	11.3
Totals	127	3153	547	1095	.500	0	6	.000	234	365	.641	841	126	74	232	1328	10.5

## PLAYOFFS

	GP	MIN	FG	FGA	PCT.	3PM	3PA	PCT.	FT	FTA	PCT.	REB	AST	ST	BL	PTS	AVG
2000-01	11	103	11	30	.367	0	0	---	13	20	.650	23	6	2	3	35	3.2
2001-02	5	174	26	48	.542	0	0	---	15	16	.938	40	8	2	8	67	13.4
Totals	16	277	37	78	.474	0	0	---	28	36	.778	63	14	4	11	102	6.4

## OMAR COOK

College: St. John's Position: G Number: 1 Height: 6-1 Weight: 190 Born: 1/28/82 Acquired: April 9, 2005. Signed for a 10-day contract by Toronto (April 9, 2005); Signed for the remainder of the season (April 19, 2005). Departed: Free agent (July 1, 2005).

	GP	MIN	FG	FGA	PCT.	3PM	3PA	PCT.	FT	FTA	PCT.	REB	AST	ST	BL	PTS	AVG
2004-05	5	74	10	24	.417	0	4	.000	3	6	.500	7	22	6	1	23	4.6

## TYRONE CORBIN

College: DePaul Position: F Number: 23 Height: 6-6 Weight: 225 Born: 12/31/62 Acquired: Signed as free agent (October 20, 2000). Departed: traded with Kornel David, Corliss Williamson and a future first-round draft pick to Detroit for Eric Montross and Jerome Williams (acquired from Orlando) (February 18, 1996).

	GP	MIN	FG	FGA	PCT.	3PM	3PA	PCT.	FT	FTA	PCT.	REB	AST	ST	BL	PTS	AVG
2000-01	15	117	9	38	.237	0	5	.000	2	4	.500	13	4	3	3	13	1.1

## WILL CUNNINGHAM

College: Temple Position: C Number: 54 Height: 6-11 Weight: 250 Born: 3/25/74 Acquired: Invited to training camp (January 21, 1999). Departed: Waived (February 17, 1999).

	GP	MIN	FG	FGA	PCT.	3PM	3PA	PCT.	FT	FTA	PCT.	REB	AST	ST	BL	PTS	AVG
1998-99	1	1	0	0	---	0	0	---	0	0	---	0	0	0	0	0	0.0

## EARL CURETON

College: Detroit Position: F Number: 35 Height: 6-9 Weight: 210 Born: 9/3/57 Acquired: Signed as a free agent (December 2, 1996). Departed: Retired (February 13, 1997).

	GP	MIN	FG	FGA	PCT.	3PM	3PA	PCT.	FT	FTA	PCT.	REB	AST	ST	BL	PTS	AVG
1996-97	9	46	3	8	.375	0	0	---	1	3	.333	9	4	0	1	7	0.8

## DELL CURRY

College: Virginia Tech Position: G Number: 30 Height: 6-5 Weight: 230 Born: 6/25/64 Acquired: Signed as a free agent by Toronto (August 5, 1999). Departed: Became an unrestricted free agent (July 1, 2002).

	GP	MIN	FG	FGA	PCT.	3PM	3PA	PCT.	FT	FTA	PCT.	REB	AST	ST	BL	PTS	AVG
1999-00	67	1095	194	454	.427	95	242	.393	24	32	.750	100	89	32	9	507	7.6
2000-01	71	956	162	382	.424	62	145	.428	43	51	.843	85	75	27	8	429	6.0
2001-02	56	886	141	347	.406	45	131	.344	33	37	.892	81	61	22	6	260	6.4
Totals	194	2937	497	1183	.420	202	518	.390	100	120	.833	266	225	81	23	1196	6.2

## PLAYOFFS

	GP	MIN	FG	FGA	PCT.	3PM	3PA	PCT.	FT	FTA	PCT.	REB	AST	ST	BL	PTS	AVG
2000-01	3	30	2	4	.500	2	3	.667	1	2	.500	2	1	2	0	7	2.3
2000-01	12	182	27	64	.422	14	37	.378	10	12	.833	14	10	6	6	78	6.5
2001-02	4	59	10	25	.400	4	5	.800	4	4	1.000	5	4	5	2	28	7.0
Totals	19	271	39	93	.419	20	45	.444	15	18	.758	21	15	13	8	113	5.9

## MICHAEL CURRY

College: Georgia Southern Position: F Number: 12 Height: 6-5 Weight: 210 Born: 8/22/68 Acquired: Traded by Detroit for guard Lindsey Hunter (August 28, 2003). Departed: Free agent (July 1, 2004).

	GP	MIN	FG	FGA	PCT.	3PM	3PA	PCT.	FT	FTA	PCT.	REB	AST	ST	BL	PTS	AVG
2003-04	70	1229	76	196	.88	3	15	.200	49	58	.845	87	53	23	5	204	2.9

## LLOYD DANIELS

College: Mt. St. Antonio Position: G Number: 25 Height: 6-7 Weight: 205 Born: 9/4/67 Acquired: Signed to a 10-day contract (January 6, 1998). Departed: Elected not to renew contract (January 26, 1998).

	GP	MIN	FG	FGA	PCT.	3PM	3PA	PCT.	FT	FTA	PCT.	REB	AST	ST	BL	PTS	AVG
1997-98	6	82	12	29	.414	2	9	.222	8	10	.800	7	4	3	2	34	5.7

## KORNEL DAVID

College: Budapest AEH Position: F Number: 9 Height: 6-9 Weight: 230 Born: 10/22/71 Acquired: Signed as a free agent (August 25, 2000). Departed: Traded with Tyrone Corbin, Corliss Williamson and a future first-round draft pick for Eric Montross and Jerome Williams (February 22, 2001).

	GP	MIN	FG	FGA	PCT.	3PM	3PA	PCT.	FT	FTA	PCT.	REB	AST	ST	BL	PTS	AVG
2000-01	17	140	15	29	.517	0	0	---	12	13	.923	33	4	2	3	42	2.5

## JUSTIN DENTMON

College: Washington Position: G Number: 1 Height: 6-0 Weight: 185 Born: 9/5/85 Acquired: Signed a 10-day contract (April 6, 2012). Departed: Elected not to renew contract (April 16, 2012).

	GP	MIN	FG	FGA	PCT.	3PM	3PA	PCT.	FT	FTA	PCT.	REB	AST	ST	BL	PTS	AVG
2011-12	4	72	8	22	.364	2	10	.200	4	6	.667	7	9	1	0	22	5.5

## ANTONIO DAVIS

**College:** Texas-El Paso **Position:** C/F **Number:** 33 **Height:** 6-9 **Weight:** 230 **Born:** 10/31/68 **Acquired:** Traded by Indiana for the draft rights to Jonathan Bender (August 1, 1999). **Departed:** Traded to Chicago with Chris Jefferies and Jerome Williams for Jalen Rose Donyell Marshall and Lonny Baxter (December 1, 2003). **Re-acquired:** From New York for Jalen Rose and future first-round draft pick (February 3, 2006). **Departed:** Waived (March 23, 2006).

	GP	MIN	FG	FGA	PCT.	3PM	3PA	PCT.	FT	FTA	PCT.	REB	AST	ST	BL	PTS	AVG
1999-00	79	2479	313	712	.440	0	0	---	284	371	.765	696	105	38	100	910	11.5
2000-01	78	2729	375	866	.433	0	1	0.000	319	423	.754	787	106	22	151	1069	13.7
2001-02	77	2978	410	963	.426	0	1	0.000	293	358	.818	740	155	54	83	1113	14.5
2002-03	53	1894	261	641	.407	0	0	---	216	280	.771	437	131	23	62	73	13.9
2003-04	15	538	46	120	.383	0	0	---	37	49	.785	143	14	8	8	129	8.6
2005-06	8	191	14	31	.452	0	0	---	7	20	.350	36	7	3	1	35	4.4
<b>Totals</b>	<b>310</b>	<b>10809</b>	<b>1419</b>	<b>3333</b>	<b>.425</b>	<b>0</b>	<b>2</b>	<b>0.000</b>	<b>1156</b>	<b>1501</b>	<b>.770</b>	<b>2839</b>	<b>558</b>	<b>148</b>	<b>405</b>	<b>3994</b>	<b>12.8</b>

	GP	MIN	FG	FGA	PCT.	3PM	3PA	PCT.	FT	FTA	PCT.	REB	AST	ST	BL	PTS	AVG
1999-00	3	105	14	24	.583	0	0	---	11	14	.786	25	3	1	4	39	13.0
2000-01	12	485	77	154	.500	0	0	---	43	53	.811	133	23	10	22	197	16.4
2001-02	5	202	34	75	.453	0	0	---	17	28	.607	53	7	2	5	85	17.0
<b>Totals</b>	<b>20</b>	<b>792</b>	<b>125</b>	<b>233</b>	<b>.536</b>	<b>0</b>	<b>0</b>	<b>---</b>	<b>71</b>	<b>95</b>	<b>.747</b>	<b>211</b>	<b>33</b>	<b>13</b>	<b>31</b>	<b>321</b>	<b>16.1</b>

## HUBERT DAVIS

**College:** North Carolina **Position:** G **Number:** 44 **Height:** 6-5 **Weight:** 183 **Born:** 5/17/70 **Acquired:** Traded by New York to Toronto for a first-round draft pick (July 24, 1996). **Departed:** Rights renounced (July 2, 1997).

	GP	MIN	FG	FGA	PCT.	3PM	3PA	PCT.	FT	FTA	PCT.	REB	AST	ST	BL	PTS	AVG
1996-97	36	623	74	184	.402	16	70	.229	17	23	.739	40	34	11	2	181	5.0

## CARLOS DELFINO

**College:** Argentina **Position:** F **Number:** 20 **Height:** 6-6 **Weight:** 230 **Born:** 8/29/82 **Acquired:** Traded by Detroit for a second-round pick in 2009 and 2010 (June 15, 2007). **Departed:** Signed with BC Khimki Moscow (July 18, 2008).

	GP	MIN	FG	FGA	PCT.	3PM	3PA	PCT.	FT	FTA	PCT.	REB	AST	ST	BL	PTS	AVG
2007-08	82	1928	251	632	.397	120	314	.382	116	156	.744	359	145	69	11	738	9.0

	GP	MIN	FG	FGA	PCT.	3PM	3PA	PCT.	FT	FTA	PCT.	REB	AST	ST	BL	PTS	AVG
2007-08	5	121	15	37	.405	4	15	.267	9	10	.900	24	11	4	0	43	8.6

## DERRICK DIAL

**College:** Eastern Michigan **Position:** G **Number:** 44 **Height:** 6-4 **Weight:** 191 **Born:** 12/20/75 **Acquired:** Signed to a 10-day contract (March 28, 2002). Signed for the remainder of the season (April 7, 2002). **Departed:** Became an unrestricted free agent (July 1, 2002).

	GP	MIN	FG	FGA	PCT.	3PM	3PA	PCT.	FT	FTA	PCT.	REB	AST	ST	BL	PTS	AVG
2001-02	7	50	11	26	.423	1	4	.250	5	6	.833	11	4	2	0	28	4.0

## JUAN DIXON

**College:** Maryland **Position:** G **Number:** 3 **Height:** 6-3 **Weight:** 165 **Born:** 10/9/78 **Acquired:** Traded by Portland for Fred Jones (February 22, 2007). **Departed:** Traded to Detroit for Primoz Brezec and cash considerations (February 21, 2008).

	GP	MIN	FG	FGA	PCT.	3PM	3PA	PCT.	FT	FTA	PCT.	REB	AST	ST	BL	PTS	AVG
2006-07	26	683	110	259	.425	27	83	.325	41	44	.932	73	41	27	2	288	11.1
2007-08	36	424	59	160	.369	17	39	.436	18	19	.947	47	65	21	2	153	4.3
<b>Totals</b>	<b>62</b>	<b>1107</b>	<b>169</b>	<b>419</b>	<b>.403</b>	<b>44</b>	<b>122</b>	<b>.360</b>	<b>59</b>	<b>63</b>	<b>.936</b>	<b>120</b>	<b>106</b>	<b>48</b>	<b>4</b>	<b>441</b>	<b>7.1</b>

	GP	MIN	FG	FGA	PCT.	3PM	3PA	PCT.	FT	FTA	PCT.	REB	AST	ST	BL	PTS	AVG
2006-07	6	63	8	21	.381	2	8	.250	0	0	---	4	3	7	0	18	3.0

## JOEY DORSEY

**College:** Memphis **Position:** F-C **Number:** 9 **Height:** 6-8 **Weight:** 268 **Born:** 12/16/1983 **Acquired:** Signed as a free agent (April 4, 2010). **Departed:** Free agent (July 1, 2011).

	GP	MIN	FG	FGA	PCT.	3PM	3PA	PCT.	FT	FTA	PCT.	REB	AST	ST	BL	PTS	AVG
2010-11	43	522	52	99	.525	0	0	---	31	65	.477	190	27	24	17	135	3.1

## QUINCY DOUBY

**College:** Rutgers **Position:** G **Number:** 5 **Height:** 6-3 **Weight:** 175 **Born:** 5/16/84 **Acquired:** Signed a 10-day contract (April 3, 2009). **Departed:** Waived (November 12, 2009).

	GP	MIN	FG	FGA	PCT.	3FG	3FGA	PCT.	FT	FTA	PCT.	REB	AST	ST	BLK	PTS	AVG
2008-09	7	73	12	22	.545	4	9	.444	3	4	.750	7	12	3	0	31	4.4

## RONALD DUPREE

**College:** LSU **Position:** F **Number:** 12 **Height:** 6-7 **Weight:** 210 **Born:** 1/26/1981 **Acquired:** Signed as a free agent (December 26, 2010). **Departed:** Waived (January 5, 2011).

	GP	MIN	FG	FGA	PCT.	3PM	3PA	PCT.	FT	FTA	PCT.	REB	AST	ST	BL	PTS	AVG
2010-11	3	13	1	4	.250	0	1	.000	0	0	.000	3	1	0	0	2	0.7

## ACIE EARL

**College:** Iowa **Position:** C **Number:** 55 **Height:** 6-10 **Weight:** 240 **Born:** 6/23/70 **Acquired:** Drafted by Toronto in the 11th round (21st selection) in 1995 expansion draft. **Departed:** Traded to Milwaukee for Shawn Respert (February 20, 1997).

	GP	MIN	FG	FGA	PCT.	3PM	3PA	PCT.	FT	FTA	PCT.	REB	AST	ST	BL	PTS	AVG
1995-96	42	655	117	276	.424	0	3	0.000	82	114	.719	129	27	18	49	316	7.5
1996-97	38	457	59	157	.376	0	5	0.000	44	70	.629	85	18	12	33	162	4.3
<b>Totals</b>	<b>80</b>	<b>1112</b>	<b>176</b>	<b>433</b>	<b>.406</b>	<b>0</b>	<b>8</b>	<b>0.000</b>	<b>126</b>	<b>184</b>	<b>.685</b>	<b>214</b>	<b>45</b>	<b>30</b>	<b>82</b>	<b>478</b>	<b>6.0</b>

# FORMER RAPTORS



## VINCENZO ESPOSITO

Country: Italy Position: G Number: 4 Height: 6-3 Weight: 198 Born: 5/1/69 Acquired: Signed as a free agent (July 20, 1995). Departed: Rights renounced (July 2, 1996).

	GP	MIN	FG	FGA	PCT.	3PM	3PA	PCT.	FT	FTA	PCT.	REB	AST	ST	BL	PTS	AVG
1995-96	30	282	36	100	.360	13	56	.232	31	39	.795	16	23	7	0	116	3.9

## REGGIE EVANS

College: Iowa Position: F Number: 30 Height: 6-8 Weight: 245 Born: 5/18/1980 Acquired: Traded by Philadelphia for guard-forward Jason Kapono (June 9, 2009). Departed: Free agent (July 1, 2011).

	GP	MIN	FG	FGA	PCT.	3PM	3PA	PCT.	FT	FTA	PCT.	REB	AST	ST	BL	PTS	AVG
2009-10	28	311	34	69	.493	0	0	---	27	60	.450	105	8	14	4	96	3.4
2010-11	30	798	42	103	.408	0	1	.000	48	88	.545	345	38	29	6	132	4.4
<b>Totals</b>	<b>58</b>	<b>1109</b>	<b>76</b>	<b>172</b>	<b>.441</b>	<b>0</b>	<b>1</b>	<b>.000</b>	<b>75</b>	<b>148</b>	<b>.506</b>	<b>450</b>	<b>46</b>	<b>43</b>	<b>10</b>	<b>228</b>	<b>3.9</b>

## T.J. FORD

College: Texas Position: G Number: 11 Height: 6-0 Weight: 165 Born: 3/24/83 Acquired: Traded by Milwaukee with cash considerations in exchange for Charlie Villanueva (June 30, 2006). Departed: Traded with Rasho Nesterovic, Maceo Baston and the draft rights to Roy Hibbert to Indiana for Jermaine O'Neal and the draft rights to Nathan Jawai (July 9, 2008).

	GP	MIN	FG	FGA	PCT.	3PM	3PA	PCT.	FT	FTA	PCT.	REB	AST	ST	BL	PTS	AVG
2006-07	75	2243	393	902	.436	21	69	.304	240	293	.819	236	595	101	8	1047	14.0
2007-08	51	1199	246	524	.469	15	51	.294	110	125	.880	100	313	54	9	617	12.1
<b>Totals</b>	<b>126</b>	<b>3442</b>	<b>639</b>	<b>1426</b>	<b>.448</b>	<b>36</b>	<b>120</b>	<b>.300</b>	<b>350</b>	<b>418</b>	<b>.837</b>	<b>336</b>	<b>908</b>	<b>155</b>	<b>17</b>	<b>1664</b>	<b>13.2</b>

## PLAYOFFS

	GP	MIN	FG	FGA	PCT.	3PM	3PA	PCT.	FT	FTA	PCT.	REB	AST	ST	BL	PTS	AVG
2006-07	6	136	37	76	.487	5	10	.500	17	21	.810	10	24	7	2	96	16.0
2007-08	5	124	21	58	.408	1	8	.125	15	16	.938	22	33	5	0	58	11.6
<b>Totals</b>	<b>11</b>	<b>260</b>	<b>58</b>	<b>128</b>	<b>.453</b>	<b>6</b>	<b>18</b>	<b>.333</b>	<b>32</b>	<b>37</b>	<b>.864</b>	<b>32</b>	<b>57</b>	<b>12</b>	<b>2</b>	<b>154</b>	<b>14.0</b>

## GARY FORBES

College: Massachusetts Position: G-F Number: 3 Height: 6-7 Weight: 220 Born: 2/25/85 Acquired: Signed as a free agent (December 14, 2010). Departed: Traded to Houston with a future first-round draft pick in exchange for guard Kyle Lowry (July 11, 2012).

	GP	MIN	FG	FGA	PCT.	3PM	3PA	PCT.	FT	FTA	PCT.	REB	AST	ST	BL	PTS	AVG
2011-12	48	713	112	271	.413	29	83	.349	66	91	.725	102	54	24	4	319	6.6

## GREG FOSTER

College: Texas-El Paso Position: C Number: 44 Height: 6-11 Weight: 250 Born: 3/31/68 Acquired: Signed as a free agent (November 6, 2002). Departed: Released (January 7, 2003).

	GP	MIN	FG	FGA	PCT.	3PM	3PA	PCT.	FT	FTA	PCT.	REB	AST	ST	BL	PTS	AVG
2002-03	29	539	47	122	.385	1	4	.250	26	32	.813	102	13	1	9	121	4.2

## SUNDIATA GAINES

College: Georgia Position: G Number: 2 Height: 6-1 Weight: 195 Born: 4/18/1986 Acquired: Signed to a 10-day contract (January 13, 2010). Departed: Waived early from second 10-day contract (January 26, 2011).

	GP	MIN	FG	FGA	PCT.	3PM	3PA	PCT.	FT	FTA	PCT.	REB	AST	ST	BL	PTS	AVG
2010-11	6	90	15	35	.429	3	15	.200	2	6	.333	8	11	4	1	35	5.8

## JORGE GARBALOSA

Country: Spain Position: F Number: 15 Height: 6-9 Weight: 245 Born: 12/19/77 Acquired: Signed as free agent (July 21, 2006). Departed: Released (June 18, 2008).

	GP	MIN	FG	FGA	PCT.	3PM	3PA	PCT.	FT	FTA	PCT.	REB	AST	ST	BL	PTS	AVG
2006-07	67	1909	222	529	.420	66	193	.342	57	78	.731	330	125	78	15	567	8.5
2007-08	7	74	8	25	.320	6	16	.375	0	0	---	15	3	3	0	22	3.1
<b>Totals</b>	<b>74</b>	<b>1983</b>	<b>230</b>	<b>554</b>	<b>.415</b>	<b>72</b>	<b>209</b>	<b>.344</b>	<b>57</b>	<b>78</b>	<b>.731</b>	<b>345</b>	<b>128</b>	<b>81</b>	<b>15</b>	<b>589</b>	<b>8.0</b>

## CHRIS GARNER

College: Memphis Position: G Number: 00 Height: 5-10 Weight: 156 Born: 2/2/75 Acquired: Signed as a free agent (October 31, 1997). Departed: Free agent (July 1, 1998).

	GP	MIN	FG	FGA	PCT.	3PM	3PA	PCT.	FT	FTA	PCT.	REB	AST	ST	BL	PTS	AVG
1997-98	38	293	23	70	.329	4	14	.286	3	7	.429	24	45	21	4	53	1.4

## DION GLOVER

College: Georgia Tech Position: G Number: 22 Height: 6-5 Weight: 196 Born: 10/22/78 Acquired: Signed as a free agent (February 28, 2004). Departed: Free agent (July 1, 2004).

	GP	MIN	FG	FGA	PCT.	3PM	3PA	PCT.	FT	FTA	PCT.	REB	AST	ST	BL	PTS	AVG
2003-04	14	178	25	65	.385	4	14	.286	10	14	.714	29	15	10	2	64	4.6

## JOEY GRAHAM

**College:** Oklahoma State **Position:** F **Number:** 14 **Height:** 6-7 **Weight:** 225 **Born:** 6/11/82 **Acquired:** Selected in 2005 draft, first round (16th overall).  
**Departed:** Free agent (July 1, 2009).

	GP	MIN	FG	FGA	PCT.	3PM	3PA	PCT.	FT	FTA	PCT.	REB	AST	ST	BL	PTS	AVG
2005-06	80	1581	198	414	.478	29	87	.333	108	133	.812	244	60	37	13	533	6.7
2006-07	79	1319	192	388	.495	9	31	.290	110	131	.840	248	44	30	4	503	6.4
2007-08	38	331	49	113	.434	2	3	.667	38	45	.844	67	15	3	0	138	3.6
2008-09	78	1541	231	480	.481	3	16	.188	132	160	.825	292	48	35	12	597	7.7
<b>Totals</b>	<b>275</b>	<b>4771</b>	<b>670</b>	<b>1395</b>	<b>.480</b>	<b>43</b>	<b>137</b>	<b>.314</b>	<b>388</b>	<b>469</b>	<b>.827</b>	<b>851</b>	<b>167</b>	<b>105</b>	<b>29</b>	<b>1771</b>	<b>6.4</b>

## PLAYOFFS

	GP	MIN	FG	FGA	PCT.	3PM	3PA	PCT.	FT	FTA	PCT.	REB	AST	ST	BL	PTS	AVG
2006-07	6	109	6	21	.286	0	1	.000	4	5	.800	20	2	4	0	16	2.7
2007-08	2	2	0	2	.000	0	1	.000	0	0	---	0	0	0	0	0	0.0
<b>Totals</b>	<b>8</b>	<b>111</b>	<b>6</b>	<b>23</b>	<b>.261</b>	<b>0</b>	<b>2</b>	<b>.000</b>	<b>4</b>	<b>5</b>	<b>.800</b>	<b>20</b>	<b>2</b>	<b>4</b>	<b>0</b>	<b>16</b>	<b>2.0</b>

## ZENDON HAMILTON

**College:** St. John's **Position:** F/C **Number:** 54 **Height:** 6-11 **Weight:** 250 **Born:** 4/29/75 **Acquired:** Signed to a 10-day contract (January 27, 2003).  
**Departed:** Elected not to renew contract (February 10, 2003).

	GP	MIN	FG	FGA	PCT.	3PM	3PA	PCT.	FT	FTA	PCT.	REB	AST	ST	BL	PTS	AVG
2002-03	3	12	2	5	.400	0	0	---	2	2	1.000	4	0	1	0	6	2.0

## NATE HUFFMAN

**College:** Central Michigan **Position:** F/C **Number:** 7 **Height:** 7-1 **Weight:** 245 **Born:** 4/2/75 **Acquired:** Signed as a free agent (July 26, 2002).  
**Departed:** Contract terminated (January 16, 2003).

	GP	MIN	FG	FGA	PCT.	3PM	3PA	PCT.	FT	FTA	PCT.	REB	AST	ST	BL	PTS	AVG
2002-03	7	76	9	25	.360	0	0	---	5	8	.625	23	5	1	3	23	3.3

## KRIS HUMPHRIES

**College:** Minnesota **Position:** F **Number:** 43 **Height:** 6-9 **Weight:** 235 **Born:** 2/6/85 **Acquired:** Traded by Utah with centre Robert Whaley for centre Rafael Arujo (June 8, 2008). **Departed:** Traded to Dallas with forward Shawn Marion and centre Nathan Jawai as part of a four-team deal. Toronto received forward Devean George and guard Antonio Wright from Dallas and forward Hedo Turkoglu from Orlando (July 9, 2009).

	GP	MIN	FG	FGA	PCT.	3PM	3PA	PCT.	FT	FTA	PCT.	REB	AST	ST	BL	PTS	AVG
2006-07	60	670	87	185	.470	0	0	---	53	79	.671	187	18	14	21	227	3.8
2007-08	70	925	161	333	.483	0	2	.000	75	124	.605	259	28	25	28	397	5.7
2008-09	29	265	38	90	.422	0	0	---	38	48	.792	70	10	8	6	114	3.9
<b>Totals</b>	<b>188</b>	<b>1860</b>	<b>286</b>	<b>608</b>	<b>.470</b>	<b>0</b>	<b>2</b>	<b>.000</b>	<b>166</b>	<b>251</b>	<b>.661</b>	<b>516</b>	<b>56</b>	<b>47</b>	<b>55</b>	<b>738</b>	<b>3.9</b>

## PLAYOFFS

	GP	MIN	FG	FGA	PCT.	3PM	3PA	PCT.	FT	FTA	PCT.	REB	AST	ST	BL	PTS	AVG
2006-07	6	69	3	9	.333	0	0	---	3	8	.375	17	1	1	2	9	1.5
2007-08	3	2	0	0	---	0	0	---	0	0	---	0	0	0	0	0	0.0
<b>Totals</b>	<b>9</b>	<b>71</b>	<b>3</b>	<b>9</b>	<b>.333</b>	<b>0</b>	<b>0</b>	<b>---</b>	<b>3</b>	<b>8</b>	<b>.375</b>	<b>17</b>	<b>1</b>	<b>1</b>	<b>2</b>	<b>9</b>	<b>1.0</b>

## LINDSEY HUNTER

**College:** Jackson State **Position:** G **Number:** 11 **Height:** 6-2 **Weight:** 195 **Born:** 12/3/70 **Acquired:** Traded by Los Angeles with the draft rights to Chris Jefferies and a second-round draft pick for Tracy Murray, the draft rights to Kareem Rush and a second-round draft pick (June 26, 2002).  
**Departed:** Traded to Detroit for forward Michael Curry (August 28, 2003).

	GP	MIN	FG	FGA	PCT.	3PM	3PA	PCT.	FT	FTA	PCT.	REB	AST	ST	BL	PTS	AVG
2002-03	29	673	106	305	.351	34	107	.318	34	47	.723	59	71	35	5	280	9.7

## JARRETT JACK

**College:** Georgia Tech **Position:** Guard **Number:** 1 **Height:** 6-3 **Weight:** 200 **Born:** 10/28/83 **Acquired:** Signed as a free agent (July 21, 2009).  
**Departed:** Traded to New Orleans with David Andersen and Marcus Banks for Peja Stojakovic, Jerry Bayless and cash considerations (November 20, 2010).

	GP	MIN	FG	FGA	PCT.	3PM	3PA	PCT.	FT	FTA	PCT.	REB	AST	ST	BL	PTS	AVG
2009-10	82	2243	323	671	.481	82	199	.412	203	241	.842	222	413	60	6	931	11.4
2010-11	13	347	48	122	.393	4	24	.167	40	46	.870	42	59	14	0	140	10.8
<b>Totals</b>	<b>95</b>	<b>2590</b>	<b>371</b>	<b>793</b>	<b>.467</b>	<b>86</b>	<b>223</b>	<b>.385</b>	<b>243</b>	<b>287</b>	<b>.847</b>	<b>264</b>	<b>472</b>	<b>74</b>	<b>6</b>	<b>1071</b>	<b>11.3</b>

## JERMAINE JACKSON

**College:** Detroit Mercy **Position:** G **Number:** 8 **Height:** 6-4 **Weight:** 210 **Born:** 6/7/76 **Acquired:** Signed to a 10-day contract (January 10, 2002).  
**Departed:** Became an unrestricted free agent (July 1, 2002) **Re-acquired:** Signed as a free agent (January 7, 2003). **Departed:** Placed on waivers (January 30, 2003).

	GP	MIN	FG	FGA	PCT.	3PM	3PA	PCT.	FT	FTA	PCT.	REB	AST	ST	BL	PTS	AVG
2001-02	24	280	20	42	.476	1	10	.100	16	24	.667	27	57	9	1	57	2.4
2002-03	24	286	21	68	.309	1	9	.111	23	27	.852	25	39	9	3	66	2.4
<b>Totals</b>	<b>48</b>	<b>566</b>	<b>41</b>	<b>110</b>	<b>.373</b>	<b>2</b>	<b>19</b>	<b>.105</b>	<b>39</b>	<b>51</b>	<b>.765</b>	<b>52</b>	<b>96</b>	<b>18</b>	<b>4</b>	<b>123</b>	<b>2.6</b>

## PLAYOFFS

	GP	MIN	FG	FGA	PCT.	3PM	3PA	PCT.	FT	FTA	PCT.	REB	AST	ST	BL	PTS	AVG
2001-02	4	12	2	3	.667	0	0	---	2	6	.333	1	0	0	0	6	1.5

## LUKE JACKSON

**College:** Oregon **Position:** F **Number:** 6 **Height:** 6-7 **Weight:** 215 **Born:** 11/6/81 **Acquired:** Signed to a 10-day contract (March 25, 2007).  
**Departed:** Waived (October 29, 2007).

	GP	MIN	FG	FGA	PCT.	3PM	3PA	PCT.	FT	FTA	PCT.	REB	AST	ST	BL	PTS	AVG
2006-07	10	122	18	35	.514	4	13	.308	5	9	.556	9	9	5	1	45	4.5

## PLAYOFFS

	GP	MIN	FG	FGA	PCT.	3PM	3PA	PCT.	FT	FTA	PCT.	REB	AST	ST	BL	PTS	AVG
2006-07	3	11	0	0	.000	0	0	---	6	6	.1000	5	1	1	0	6	2.0

# FORMER RAPTORS



## MARK JACKSON

**College:** St. John's **Position:** G **Number:** 13 **Height:** 6-3 **Weight:** 205 **Born:** 4/1/65 **Acquired:** Signed as a free agent (August 11, 2000).  
**Departed:** Traded with Muggsy Bogues to New York Knicks for Chris Childs and a first-round draft pick, originally Seattle's (February 22, 2001).

	GP	MIN	FG	FGA	PCT.	3PM	3PA	PCT.	FT	FTA	PCT.	REB	AST	ST	BL	PTS	AVG
2000-01	54	1,802	170	403	.422	57	165	.345	64	76	.842	185	498	63	7	461	8.5

## MIKE JAMES

**College:** Duquesne **Position:** G **Number:** 13 **Height:** 6-2 **Weight:** 190 **Born:** 6/23/75 **Acquired:** Traded by Houston for Rafer Alston (October 4, 2005).  
**Departed:** Free agent (July 1, 2006).

	GP	MIN	FG	FGA	PCT.	3PM	3PA	PCT.	FT	FTA	PCT.	REB	AST	ST	BL	PTS	AVG
2005-06	79	2925	576	1228	.469	169	382	.384	283	338	.837	262	460	72	3	1604	20.3

## NATHAN JAWAI

**Country:** Australia **Position:** C **Number:** 21 **Height:** 6-10 **Weight:** 280 **Born:** 10/10/86 **Acquired:** Draft rights traded by Indiana with forward Jermaine O'Neal in exchange for guard T.J. Ford, forward Maceo Baston, centre Rasho Nesterovic and the draft rights to centre Roy Hibbert (July 9, 2008).  
**Departed:** Traded to Dallas with forward Shawn Marion and forward Kris Humphries as part of a four-team deal. Toronto received forward Devean George and guard Antonio Wright from Dallas and forward Hedo Turkoglu from Orlando (July 9, 2009).

	GP	MIN	FG	FGA	PCT.	3PM	3PA	PCT.	FT	FTA	PCT.	REB	AST	ST	BL	PTS	AVG
2008-09	6	19	1	4	.250	0	0	---	0	0	---	2	0	0	0	2	0.3

## CHRIS JEFFERIES

**College:** Fresno State **Position:** F **Number:** 32 / 1 **Height:** 6-8 **Weight:** 215 **Born:** 2/13/78 **Acquired:** Draft rights traded by the Los Angeles Lakers with guard Lindsey Hunter and a second-round draft pick for forward Tracy Murray, the draft rights to guard Kareem Rush and a second-round draft pick (June 26, 2002). **Departed:** Traded to Chicago with centre/forward Antonio Davis and forward Jerome Williams for guard/forward Jalen Rose and forwards Donyell Marshall and Lonny Baxter (December 1, 2003).

	GP	MIN	FG	FGA	PCT.	3PM	3PA	PCT.	FT	FTA	PCT.	REB	AST	ST	BL	PTS	AVG
2002-03	51	666	75	194	.387	18	54	.333	29	43	.674	59	22	19	16	197	3.9
2003-04	2	8	3	6	.500	1	3	.333	1	1	1.000	1	1	0	0	8	4.0
<b>Totals</b>	<b>53</b>	<b>674</b>	<b>78</b>	<b>200</b>	<b>.390</b>	<b>19</b>	<b>57</b>	<b>.333</b>	<b>30</b>	<b>44</b>	<b>.682</b>	<b>60</b>	<b>23</b>	<b>19</b>	<b>16</b>	<b>205</b>	<b>3.9</b>

## JAMES JOHNSON

**College:** Wake Forest **Position:** F **Number:** 2/0 **Height:** 6-9 **Weight:** 248 **Born:** 2/20/87 **Acquired:** Traded by Chicago for 2011 first-round draft pick (February 22, 2011). **Departed:** Traded to Sacramento for a 2014 second-round draft pick (July 16, 2012).

	GP	MIN	FG	FGA	PCT.	3PM	3PA	PCT.	FT	FTA	PCT.	REB	AST	ST	BL	PTS	AVG
2010-11	25	699	91	196	.464	6	25	.240	41	58	.707	118	75	25	28	229	9.2
2011-12	62	1561	233	518	.450	19	60	.317	81	115	.704	292	122	71	84	566	9.1
<b>Totals</b>	<b>87</b>	<b>2260</b>	<b>324</b>	<b>714</b>	<b>.454</b>	<b>25</b>	<b>85</b>	<b>.294</b>	<b>122</b>	<b>173</b>	<b>.705</b>	<b>410</b>	<b>197</b>	<b>96</b>	<b>122</b>	<b>795</b>	<b>9.1</b>

## LINTON JOHNSON

**College:** Tulane **Position:** F **Number:** 13 **Height:** 6-8 **Weight:** 205 **Born:** 6/13/80 **Acquired:** Signed a 10-day contract (March 27, 2008).  
**Departed:** Waived (April 2, 2008).

	GP	MIN	FG	FGA	PCT.	3PM	3PA	PCT.	FT	FTA	PCT.	REB	AST	ST	BL	PTS	AVG
2007-08	2	10	2	5	.400	0	1	.000	2	2	1.000	1	1	0	0	6	3.0

## TREY JOHNSON

**College:** Jackson State **Position:** G **Number:** 12 **Height:** 6-5 **Weight:** 215 **Born:** 8/30/1984 **Acquired:** Signed to a 10-day contract (January 26, 2011). **Departed:** Elected not to renew contract (February 18, 2011).

	GP	MIN	FG	FGA	PCT.	3PM	3PA	PCT.	FT	FTA	PCT.	REB	AST	ST	BL	PTS	AVG
2010-11	7	81	10	30	.333	1	3	.333	7	8	.875	7	11	1	1	28	4.0

## POPEYE JONES

**College:** Murray St. **Position:** F **Number:** 54 **Height:** 6-8 **Weight:** 250 **Born:** 6/17/70 **Acquired:** Traded by Dallas with a 1997 first round draft pick and the right to exchange 1997 first round picks with Minnesota for Jimmy King and two second round draft picks (July 23, 1996). **Departed:** Traded to Boston with Kenny Anderson and Zan Tabak for Chauncey Billups, Dee Brown, Roy Rogers and John Thomas (February 18, 1998).

	GP	MIN	FG	FGA	PCT.	3PM	3PA	PCT.	FT	FTA	PCT.	REB	AST	ST	BL	PTS	AVG
1996-97	79	2421	258	537	.480	1	13	.077	77	121	.818	680	84	58	39	616	7.8
1997-98	14	352	52	127	.409	2	3	.667	14	19	.737	102	18	10	3	120	8.6
<b>Totals</b>	<b>93</b>	<b>2773</b>	<b>310</b>	<b>664</b>	<b>.467</b>	<b>3</b>	<b>16</b>	<b>.188</b>	<b>91</b>	<b>140</b>	<b>.650</b>	<b>782</b>	<b>102</b>	<b>68</b>	<b>42</b>	<b>736</b>	<b>7.9</b>

## FRED JONES

**College:** Oregon **Position:** G **Number:** 20 **Height:** 6-2 **Weight:** 220 **Born:** 3/11/79 **Acquired:** Signed as a free agent (July 2006). **Departed:** Traded to Portland for Juan Dixon (February 22, 2007).

	GP	MIN	FG	FGA	PCT.	3PM	3PA	PCT.	FT	FTA	PCT.	REB	AST	ST	BL	PTS	AVG
2006-07	39	870	96	249	.386	32	101	.317	73	88	.830	82	55	30	12	297	7.6

## GARTH JOSEPH

**College:** St. Rose **Position:** C **Number:** 32 **Height:** 7-2 **Weight:** 306 **Born:** 8/8/73 **Acquired:** Drafted by Toronto in 9th round (17th selection) in 1995 expansion draft. **Departed:** Traded with Kevin Willis, Alex Radojevic and a second-round draft pick to Denver in exchange for Keon Clark, Tracy Murray and Mamadou N'diaye (January 12, 2001).

	GP	MIN	FG	FGA	Pct.	3PM	3PA	Pct.	FT	FTA	Pct.	REB	AST	ST	BL	PTS	AVG
2000-01	2	8	1	2	.500	0	0	---	0	0	---	2	1	0	0	2	1.0



## JASON KAPONI

College: UCLA Position: F Number: 24 Height: 6-8 Weight: 215 Born: 2/4/81 Acquired: Signed as a free agent (July 11, 2007). Departed: Traded to Philadelphia in exchange for forward Reggie Evans (June 9, 2009).

	GP	MIN	FG	FGA	Pct.	3PM	3PA	Pct.	FT	FTA	Pct.	REB	AST	ST	BL	PTS	AVG
2007-08	81	1530	243	498	.488	57	118	.483	37	43	.860	120	65	34	2	580	7.2
2008-09	80	1831	261	604	.432	98	229	.428	34	42	.810	163	105	22	3	654	8.2
<b>Totals</b>	<b>161</b>	<b>3361</b>	<b>504</b>	<b>1102</b>	<b>.457</b>	<b>155</b>	<b>347</b>	<b>.446</b>	<b>71</b>	<b>85</b>	<b>.835</b>	<b>283</b>	<b>170</b>	<b>56</b>	<b>5</b>	<b>1234</b>	<b>7.6</b>

### PLAYOFFS

	GP	MIN	FG	FGA	Pct.	3PM	3PA	Pct.	FT	FTA	Pct.	REB	AST	ST	BL	PTS	AVG
2007-08	5	152	31	53	.585	13	24	.542	3	4	.750	13	4	2	0	78	15.6

## TIM KEMPTON

College: Notre Dame Position: F/C Number: 40 Height: 6-10 Weight: 255 Born: 1/25/64 Acquired: Signed as a free agent (December 1, 1997). Departed: Waived (January 6, 1998).

	GP	MIN	FG	FGA	Pct.	3PM	3PA	Pct.	FT	FTA	Pct.	REB	AST	ST	BL	PTS	AVG
1997-98	5	32	2	7	.286	0	0	---	0	0	---	5	2	1	2	4	0.8

## JIMMY KING

College: Michigan Position: G Number: 24 Height: 6-5 Weight: 210 Born: 8/9/73 Acquired: Selected in 1995 draft, 2nd round (35th overall). Departed: Traded to Dallas along with a second round draft pick in exchange for Popeye Jones, the New York Knicks' 1997 first-round draft pick, and the right to switch 1997 first-round picks with Minnesota (July 24, 1996).

	GP	MIN	FG	FGA	Pct.	3PM	3PA	Pct.	FT	FTA	Pct.	REB	AST	ST	BL	PTS	AVG
1995-96	62	868	110	255	.431	5	34	.147	54	77	.701	110	88	21	13	279	4.5

## NEGELE KNIGHT

College: Dayton Position: G Number: 11 Height: 6-1 Weight: 182 Born: 3/6/67 Acquired: Signed as a free agent (January 21, 1999). Departed: Rights renounced (August 31, 1999).

	GP	MIN	FG	FGA	Pct.	3PM	3PA	Pct.	FT	FTA	Pct.	REB	AST	ST	BL	PTS	AVG
1998-99	6	56	3	8	.375	0	1	0.000	2	4	.500	6	8	1	0	8	1.3

## ANTONIO LANG

College: Duke Position: F Number: 21 Height: 6-8 Weight: 230 Born: 5/15/72 Acquired: Signed to 10-day contract (January 14, 2000). Departed: Contract expired (February 4, 2000).

	GP	MIN	FG	FGA	Pct.	3PM	3PA	Pct.	FT	FTA	Pct.	REB	AST	ST	BL	PTS	AVG
1999-00	7	32	0	5	.000	0	0	---	3	4	.750	5	1	4	1	3	0.4

## YOSHON LENARD

College: Minnesota Position: G Number: 2 Height: 6-4 Weight: 205 Born: 5/14/73 Acquired: Signed as a free agent (October 23, 2002). Departed: Free agent (July 1, 2003).

	GP	MIN	FG	FGA	Pct.	3PM	3PA	Pct.	FT	FTA	Pct.	REB	AST	ST	BL	PTS	AVG
2002-03	63	1929	325	809	.402	92	252	.365	156	194	.804	212	144	59	21	898	14.3

## MARTIN LEWIS

College: Seward County CC Position: G Number: 32 Height: 6-6 Weight: 225 Born: 4/28/75 Acquired: Draft rights traded by Golden State with Victor Alexander, Carlos Rogers and the rights to Michael McDonald and Dwayne Whitfield for B.J. Armstrong (September 18, 1995). Departed: Rights renounced (July 24, 1996). Acquired: Signed as a free agent (January 6, 1997). Departed: Waived (October 6, 1997).

	GP	MIN	FG	FGA	Pct.	3PM	3PA	Pct.	FT	FTA	Pct.	REB	AST	ST	BL	PTS	AVG
1995-96	16	189	29	60	.483	2	7	.286	15	25	.600	29	3	8	3	75	4.7
1996-97	9	50	6	14	.429	1	3	.333	1	2	.500	6	4	1	2	14	1.6
<b>Totals</b>	<b>25</b>	<b>239</b>	<b>35</b>	<b>74</b>	<b>.473</b>	<b>3</b>	<b>10</b>	<b>.300</b>	<b>16</b>	<b>27</b>	<b>.593</b>	<b>35</b>	<b>7</b>	<b>9</b>	<b>5</b>	<b>89</b>	<b>3.6</b>

## BRAD LOHAUS

College: Iowa Position: F Number: 33 Height: 6-11 Weight: 230 Born: 9/29/64 Acquired: Signed as a free agent (November 13, 1996). Departed: Waived (December 2, 1996).

	GP	MIN	FG	FGA	Pct.	3PM	3PA	Pct.	FT	FTA	Pct.	REB	AST	ST	BL	PTS	AVG
1996-97	6	45	4	15	.267	2	7	.286	0	0	---	7	1	1	0	10	1.7

## ART LONG

College: Cincinnati Position: F Number: 42 Height: 6-9 Weight: 250 Born: 10/1/73 Acquired: Signed a 10-day contract (January 7, 2003). Departed: Elected not to renew contract (January 27, 2003).

	GP	MIN	FG	FGA	Pct.	3PM	3PA	Pct.	FT	FTA	Pct.	REB	AST	ST	BL	PTS	AVG
2002-03	7	80	9	25	.360	1	5	.200	1	5	.200	20	4	3	3	20	2.9

## JOHN LONG

College: Detroit Position: G Number: 25 Height: 6-5 Weight: 200 Born: 8/26/56 Acquired: Signed as a free-agent (November 29, 1996). Departed: Retired (November 12, 1997).

	GP	MIN	FG	FGA	Pct.	3PM	3PA	Pct.	FT	FTA	Pct.	REB	AST	ST	BL	PTS	AVG
1996-97	32	370	46	117	.393	12	34	.353	25	28	.893	40	21	9	2	129	4.0

# FORMER RAPTORS



## SHAWN MARION

**College:** UNLV **Position:** F **Number:** 31 **Height:** 6-7 **Weight:** 215 **Born:** 5/7/78 **Acquired:** Traded by Miami with guard Marcus Banks and cash considerations in exchange for forward Jermaine O'Neal, forward Jamario Moon and a conditional draft pick (February 13, 2009). **Departed:** Traded to Dallas with forward Kris Humphries and centre Nathan Jawai as part of a four-team deal. Toronto received forward Devean George and guard Antonio Wright from Dallas and forward Hedo Turkoglu from Orlando (July 9, 2009).

	GP	MIN	FG	FGA	PCT.	3PM	3PA	PCT.	FT	FTA	PCT.	REB	AST	ST	BL	PTS	AVG
2008-09	27	954	167	342	.488	2	13	.154	50	62	.806	224	62	31	21	386	14.3

## SEAN MARKS

**College:** California **Position:** F **Number:** 22 **Height:** 6-10 **Weight:** 250 **Born:** 8/23/75 **Acquired:** Draft rights traded by New York with Charles Oakley for Marcus Camby (June 25, 1998). **Departed:** Rights renounced (September 14, 2000).

	GP	MIN	FG	FGA	PCT.	3PM	3PA	PCT.	FT	FTA	PCT.	REB	AST	ST	BL	PTS	AVG
1998-99	8	28	5	8	.625	0	0	---	1	2	.500	1	0	1	0	11	1.4
1999-00	5	12	2	6	.333	0	1	.000	4	4	1.000	2	0	1	1	8	1.6
<b>Totals</b>	<b>13</b>	<b>40</b>	<b>7</b>	<b>14</b>	<b>.500</b>	<b>0</b>	<b>1</b>	<b>.000</b>	<b>5</b>	<b>6</b>	<b>.833</b>	<b>3</b>	<b>0</b>	<b>2</b>	<b>1</b>	<b>19</b>	<b>1.5</b>

## DONYELL MARSHALL

**College:** Connecticut **Position:** F/C **Number:** 42 **Height:** 6-9 **Weight:** 230 **Born:** 5/18/73 **Acquired:** Traded by Chicago with guard/forward Jalen Rose and forward Lonny Baxter for centre/forward Antonio Davis and forwards Jerome Williams and Chris Jeffries (December 1, 2003). **Departed:** Free agent (July 1, 2005).

	GP	MIN	FG	FGA	PCT.	3PM	3PA	PCT.	FT	FTA	PCT.	REB	AST	ST	BL	PTS	AVG
2003-04	66	2580	413	884	.467	120	298	.403	120	162	.741	709	94	80	104	1066	16.2
2004-05	65	1645	262	592	.443	151	363	.416	72	91	.791	428	81	57	46	747	11.5
<b>Totals</b>	<b>131</b>	<b>4225</b>	<b>675</b>	<b>1476</b>	<b>.457</b>	<b>271</b>	<b>661</b>	<b>.410</b>	<b>192</b>	<b>253</b>	<b>.759</b>	<b>1137</b>	<b>175</b>	<b>137</b>	<b>150</b>	<b>1813</b>	<b>13.8</b>

## DARRICK MARTIN

**College:** UCLA **Position:** G **Number:** 2 **Height:** 5-11 **Weight:** 170 **Born:** 3/6/71 **Acquired:** Signed as free agent (September 29, 2006). **Departed:** Waived (March 27, 2008).

	GP	MIN	FG	FGA	PCT.	3PM	3PA	PCT.	FT	FTA	PCT.	REB	AST	ST	BL	PTS	AVG
2005-06	40	339	34	97	.351	16	40	.400	18	24	.846	20	57	17	0	102	2.6
2006-07	31	220	33	94	.351	13	37	.351	15	21	.714	12	43	3	0	94	3.0
2007-08	17	141	10	43	.233	2	16	.125	5	6	.833	7	21	6	0	27	1.6
<b>Totals</b>	<b>88</b>	<b>700</b>	<b>77</b>	<b>234</b>	<b>.329</b>	<b>31</b>	<b>93</b>	<b>.333</b>	<b>38</b>	<b>51</b>	<b>.745</b>	<b>39</b>	<b>121</b>	<b>26</b>	<b>0</b>	<b>223</b>	<b>2.5</b>

## PLAYOFFS

	GP	MIN	FG	FGA	PCT.	3PM	3PA	PCT.	FT	FTA	PCT.	REB	AST	ST	BL	PTS	AVG
2006-07	2	8	0	2	.000	0	2	.000	2	2	.1000	1	2	0	0	2	1.0

## ROGER MASON JR.

**College:** Virginia **Position:** G **Number:** 31 **Height:** 6-5 **Weight:** 200 **Born:** 9/10/80 **Acquired:** Traded by Chicago for guard Rick Brunson (December 16, 2003). **Departed:** Waived (December 16, 2004).

	GP	MIN	FG	FGA	PCT.	3PM	3PA	PCT.	FT	FTA	PCT.	REB	AST	ST	BL	PTS	AVG
2003-04	23	285	31	87	.356	12	33	.364	19	22	.864	28	23	10	6	93	4.0

## TONY MASSENBURG

**College:** Maryland **Position:** F **Number:** 9 **Height:** 6-9 **Weight:** 245 **Born:** 7/31/67 **Acquired:** Drafted by Toronto in the 2nd round (3rd selection) in 1995 expansion draft. **Departed:** Traded to Philadelphia with Ed Pinckney and the right to swap first round draft picks in either 1996 or 1997 and a second round option, for Sharonne Wright (February 22, 1996).

	GP	MIN	FG	FGA	PCT.	3PM	3PA	PCT.	FT	FTA	PCT.	REB	AST	ST	BL	PTS	AVG
1995-96	24	659	100	196	.510	0	0	---	43	65	.662	166	18	13	9	243	10.1

## BOB MCCANN

**College:** Morehead St. **Position:** F **Number:** 6 **Height:** 6-7 **Weight:** 248 **Born:** 4/22/64 **Acquired:** Signed to a 10-day contract (January 6, 1998). **Departed:** Waived (January 12, 1998).

	GP	MIN	FG	FGA	PCT.	3PM	3PA	PCT.	FT	FTA	PCT.	REB	AST	ST	BL	PTS	AVG
1997-98	1	5	0	1	.000	0	0	---	0	0	---	1	0	0	0	0	0.0

## JELANI MCCOY

**College:** UCLA **Position:** C **Number:** 4 **Height:** 6-10 **Weight:** 255 **Born:** 12/6/77 **Acquired:** Signed as a free agent (September 27, 2002). **Departed:** Elected not to renew contract (July 1, 2003).

	GP	MIN	FG	FGA	PCT.	3PM	3PA	PCT.	FT	FTA	PCT.	REB	AST	ST	BL	PTS	AVG
2002-03	67	1367	194	395	.491	0	0	---	69	126	.548	355	43	28	60	457	6.8

## TRACY MCGRADY

**College:** Mt. Zion Academy **Position:** G/F **Number:** 1 **Height:** 6-8 **Weight:** 210 **Born:** 5/27/79 **Acquired:** Selected in 1997 draft, 1st round (9th overall). **Departed:** Signed and traded to Orlando for a future first round pick (August 3, 2000).

	GP	MIN	FG	FGA	PCT.	3PM	3PA	PCT.	FT	FTA	PCT.	REB	AST	ST	BL	PTS	AVG
1997-98	64	1179	179	398	.450	14	41	.341	79	111	.712	269	98	49	61	451	7.0
1998-99	49	1106	168	385	.436	8	35	.229	114	157	.726	278	113	52	66	458	9.3
1999-00	79	2462	459	1018	.453	18	65	.277	277	392	.707	501	263	90	151	1213	15.4
<b>Totals</b>	<b>192</b>	<b>4747</b>	<b>806</b>	<b>1801</b>	<b>.448</b>	<b>40</b>	<b>141</b>	<b>.284</b>	<b>470</b>	<b>660</b>	<b>.712</b>	<b>1048</b>	<b>474</b>	<b>191</b>	<b>278</b>	<b>2122</b>	<b>11.1</b>

## PLAYOFFS

	GP	MIN	FG	FGA	PCT.	3PM	3PA	PCT.	FT	FTA	PCT.	REB	AST	ST	BL	PTS	AVG
1999-2000	3	111	17	44	.386	2	7	.286	14	16	.875	21	9	3	3	50	16.7

## POPS MENSAH-BONSU

**College:** George Washington **Position:** F **Number:** 44 **Height:** 6-9 **Weight:** 235 **Born:** 9/7/83 **Acquired:** Signed as a free agent (March 6, 2009). **Departed:** Free agent (July 1, 2009).

	GP	MIN	FG	FGA	PCT.	3FG	3FGA	PCT.	FT	FTA	PCT.	REB	AST	ST	BLK	PTS	AVG
2008-09	19	263	34	96	.354	0	2	.000	28	41	.683	103	6	8	4	96	5.1
2009-10	16	107	12	29	.414	0	0	---	10	18	.556	31	2	3	8	34	2.1
<b>Totals</b>	<b>35</b>	<b>370</b>	<b>46</b>	<b>125</b>	<b>.368</b>	<b>0</b>	<b>2</b>	<b>.000</b>	<b>38</b>	<b>59</b>	<b>.644</b>	<b>134</b>	<b>8</b>	<b>11</b>	<b>12</b>	<b>130</b>	<b>3.7</b>

## OLIVER MILLER

**College:** Arkansas **Position:** C/F **Number:** 2/30/25 **Height:** 6-9 **Weight:** 325 **Born:** 4/6/70 **Acquired:** Drafted by Toronto in the 14th round (27th selection) in 1995 expansion draft. **Departed:** Rights renounced (July 23, 1996). **Re-acquired:** Signed as a free agent (February 13, 1997). **Departed:** Became a free agent (July 1, 1997). **Re-acquired:** Signed as a free agent (November 28, 1997). **Departed:** Free agent (July 1, 1998)

	GP	MIN	FG	FGA	PCT.	3PM	3PA	PCT.	FT	FTA	PCT.	REB	AST	ST	BL	PTS	AVG
1995-96	76	2516	418	795	.526	0	11	.000	146	221	.661	562	219	108	143	982	12.9
1996-97	19	316	47	84	.560	0	1	.000	20	26	.769	73	29	13	13	114	6.0
1997-98	64	1628	170	369	.461	0	2	.000	61	101	.604	400	196	58	72	401	6.3
<b>Totals</b>	<b>159</b>	<b>4460</b>	<b>635</b>	<b>1248</b>	<b>.509</b>	<b>0</b>	<b>14</b>	<b>.000</b>	<b>227</b>	<b>348</b>	<b>.652</b>	<b>1035</b>	<b>444</b>	<b>179</b>	<b>228</b>	<b>1497</b>	<b>9.4</b>

## JEROME MOISO

**College:** UCLA **Position:** F/C **Number:** 6 **Height:** 6-10 **Weight:** 235 **Born:** 6/15/78 **Acquired:** Signed as a free agent (July 16, 2003). **Departed:** Waived (December 17, 2004).

	GP	MIN	FG	FGA	PCT.	3PM	3PA	PCT.	FT	FTA	PCT.	REB	AST	ST	BL	PTS	AVG
2003-04	35	417	40	84	.476	0	0	---	22	38	.579	113	8	17	12	102	2.9
2004-05	8	69	3	9	.333	0	1	.000	8	9	.889	23	0	2	3	14	1.8
<b>Totals</b>	<b>43</b>	<b>486</b>	<b>43</b>	<b>93</b>	<b>.462</b>	<b>0</b>	<b>1</b>	<b>.000</b>	<b>30</b>	<b>47</b>	<b>.638</b>	<b>136</b>	<b>8</b>	<b>19</b>	<b>15</b>	<b>116</b>	<b>2.7</b>

## ERIC MONTROSS

**College:** North Carolina **Position:** C **Number:** 00 **Height:** 7-0 **Weight:** 270 **Born:** 9/23/71 **Acquired:** Traded by Detroit with Jerome Williams for Corliss Williamson, Tyrone Corbin, Kornel David and a first-round draft pick (February 22, 2001). **Departed:** Retired (August 26, 2003).

	GP	MIN	FG	FGA	PCT.	3PM	3PA	PCT.	FT	FTA	PCT.	REB	AST	ST	BL	PTS	AVG
2000-01	12	81	6	17	.353	0	0	---	1	5	.200	29	4	3	3	13	1.1
2001-02	49	655	53	132	.402	0	1	.000	10	31	.323	140	16	12	23	116	2.4
2002-03	Injured – Stress reaction to a micro fracture in the talus bone in his left foot.																
<b>Totals</b>	<b>61</b>	<b>736</b>	<b>59</b>	<b>149</b>	<b>.396</b>	<b>0</b>	<b>1</b>	<b>.000</b>	<b>11</b>	<b>36</b>	<b>.306</b>	<b>169</b>	<b>20</b>	<b>15</b>	<b>26</b>	<b>129</b>	<b>2.1</b>

## PLAYOFFS

	GP	MIN	FG	FGA	PCT.	3PM	3PA	PCT.	FT	FTA	PCT.	REB	AST	ST	BL	PTS	AVG
2000-01	5	31	2	5	.400	0	0	---	0	0	---	10	1	0	3	4	0.8
2001-02	Injured – Sprained left foot.																
<b>Totals</b>	<b>5</b>	<b>31</b>	<b>2</b>	<b>5</b>	<b>.400</b>	<b>0</b>	<b>0</b>	<b>---</b>	<b>0</b>	<b>0</b>	<b>---</b>	<b>10</b>	<b>1</b>	<b>0</b>	<b>3</b>	<b>4</b>	<b>0.8</b>

## JAMARIO MOON

**College:** Meridian C.C. **Position:** F **Number:** 33 **Height:** 6-8 **Weight:** 205 **Born:** 6/13/80 **Acquired:** Signed as a free agent (July 10, 2007). **Departed:** Traded to Miami with forward Jermaine O'Neal and a conditional draft pick in exchange for forward Shawn Marion, guard Marcus Banks and cash considerations.

	GP	MIN	FG	FGA	Pct.	3PM	3PA	Pct.	FT	FTA	Pct.	REB	AST	ST	BL	PTS	AVG
2007-08	78	2166	279	575	.485	40	123	.325	63	85	.741	484	90	80	108	661	8.5
2008-09	54	1379	150	317	.473	38	110	.345	55	65	.846	249	70	65	44	393	7.3
<b>Totals</b>																	

## PLAYOFFS

	GP	MIN	FG	FGA	PCT.	3PM	3PA	PCT.	FT	FTA	PCT.	REB	AST	ST	BL	PTS	AVG
2007-08	5	104	11	29	.379	4	11	.364	1	1	1.000	24	4	6	3	27	5.4

## LAMOND MURRAY

**College:** California **Position:** F **Number:** 21 **Height:** 6-7 **Weight:** 235 **Born:** 4/20/73 **Acquired:** Traded by Cleveland with a future second-round draft pick for centre Michael Stewart (August 25, 2002). **Departed:** Waived (September 2, 2005).

	GP	MIN	FG	FGA	PCT.	3PM	3PA	PCT.	FT	FTA	PCT.	REB	AST	ST	BL	PTS	AVG
2002-03	Injured – Lisfranc ligament tear, right midfoot																
2003-04	33	518	76	215	.353	21	60	.350	24	35	.686	90	28	15	7	197	6.0
2004-05	62	918	132	310	.426	46	105	.438	61	80	.763	164	47	32	16	371	6.0
<b>Totals</b>	<b>95</b>	<b>1436</b>	<b>208</b>	<b>525</b>	<b>.396</b>	<b>67</b>	<b>165</b>	<b>.406</b>	<b>85</b>	<b>115</b>	<b>.739</b>	<b>254</b>	<b>75</b>	<b>47</b>	<b>23</b>	<b>568</b>	<b>6.0</b>

## TRACY MURRAY

**College:** UCLA **Position:** F **Number:** 24 **Height:** 6-7 **Weight:** 228 **Born:** 7/25/71 **Acquired:** Signed as a free agent (October 31, 1995). **Departed:** Free agent (July 1, 1996). **Re-acquired:** Traded by Denver with Keon Clark and Mamadou N'diaye to Toronto for Kevin Willis, Aleksander Radojevic and Garth Joseph (January 12, 2001). **Departed:** Traded to Los Angeles Lakers with the rights to Kareem Rush and second-round draft choice for Lindsey Hunter and the draft rights to Chris Jefferies (June 25, 2002).

	GP	MIN	FG	FGA	PCT.	3PM	3PA	PCT.	FT	FTA	PCT.	REB	AST	ST	BL	PTS	AVG
1995-96	82	2458	496	1092	.454	151	358	.422	182	218	.835	352	131	87	40	1325	16.2
2000-01	38	453	77	193	.399	29	80	.363	24	32	.750	59	14	8	6	207	5.4
2001-02	40	473	85	207	.411	40	104	.385	17	21	.810	53	19	11	8	227	5.7
<b>Totals</b>	<b>160</b>	<b>3384</b>	<b>658</b>	<b>1492</b>	<b>.441</b>	<b>220</b>	<b>542</b>	<b>.406</b>	<b>223</b>	<b>271</b>	<b>.822</b>	<b>464</b>	<b>164</b>	<b>106</b>	<b>54</b>	<b>1759</b>	<b>11.0</b>

## PLAYOFFS

	GP	MIN	FG	FGA	PCT.	3PM	3PA	PCT.	FT	FTA	PCT.	REB	AST	ST	BL	PTS	AVG
2000-01	2	5	1	3	.333	0	2	.000	0	0	.000	0	0	1	0	2	1.0

# FORMER RAPTORS



## MAMADOU N'DIAYE

**College:** Auburn **Position:** C **Number:** 32 **Height:** 7-0 **Weight:** 255 **Born:** 6/16/75 **Acquired:** Traded by Denver with Keon Clark and Tracy Murray for Kevin Willis, Aleksander Radojevic and Garth Joseph (January 12, 2001). **Departed:** Free agent (July 1, 2003).

SEASON	GP	MIN	FG	FGA	PCT.	3PM	3PA	PCT.	FT	FTA	PCT.	REB	AST	ST	BL	PTS	AVG
2000-01	3	10	1	4	.250	0	0	---	2	2	1.000	2	0	0	0	4	1.3
2001-02	5	46	6	10	.600	0	0	---	8	10	.800	11	0	0	2	20	4.0
2002-03	22	364	43	96	.448	0	0	---	34	47	.723	82	7	8	32	120	5.5
<b>TOTALS</b>	<b>30</b>	<b>420</b>	<b>50</b>	<b>110</b>	<b>.455</b>	<b>0</b>	<b>0</b>	<b>---</b>	<b>44</b>	<b>59</b>	<b>.746</b>	<b>95</b>	<b>7</b>	<b>8</b>	<b>34</b>	<b>144</b>	<b>4.8</b>

## RASHO NESTEROVIC

**College:** Slovenia **Position:** C **Number:** 12 **Height:** 7-0 **Weight:** 270 **Born:** 5/30/76 **Acquired:** Traded by San Antonio with cash considerations for forwards Matt Bonner and Eric Williams (June 8, 2006). **Departed:** Traded with T.J. Ford, Maceo Baston and the draft rights to Roy Hibbert to Indiana for Jermaine O'Neal and the draft rights to Nathan Jawai (July 9, 2008). **Re-acquired:** Signed as free agent (July 30, 2009) **Departed:** Free agent (July 1, 2010).

SEASON	GP	MIN	FG	FGA	PCT.	3PM	3PA	PCT.	FT	FTA	PCT.	REB	AST	ST	BLK	PTS	AVG
2006-07	80	1676	230	421	.546	0	0	---	34	50	.680	360	74	37	84	494	6.2
2007-08	71	1486	257	467	.550	0	0	---	37	49	.755	342	82	20	52	552	7.8
2009-10	42	413	81	149	.544	0	0	---	1	5	.200	89	25	10	17	163	3.9
<b>TOTALS</b>	<b>193</b>	<b>3575</b>	<b>568</b>	<b>1037</b>	<b>.547</b>	<b>0</b>	<b>0</b>	<b>---</b>	<b>72</b>	<b>104</b>	<b>.692</b>	<b>791</b>	<b>181</b>	<b>67</b>	<b>153</b>	<b>1209</b>	<b>6.3</b>

PLAYOFFS	GP	MIN	FG	FGA	PCT.	3PM	3PA	PCT.	FT	FTA	PCT.	REB	AST	ST	BL	PTS	AVG
2006-07	5	71	7	15	.467	0	0	---	3	3	1.000	23	3	0	2	17	3.4
2007-08	5	77	11	22	.500	0	0	---	1	2	.500	13	3	1	2	23	4.6
<b>TOTALS</b>	<b>10</b>	<b>148</b>	<b>18</b>	<b>37</b>	<b>.486</b>	<b>0</b>	<b>0</b>	<b>---</b>	<b>4</b>	<b>5</b>	<b>.800</b>	<b>36</b>	<b>6</b>	<b>1</b>	<b>4</b>	<b>40</b>	<b>4.0</b>

## CHARLES OAKLEY

**College:** Virginia Union **Position:** F **Number:** 34 **Height:** 6-9 **Weight:** 245 **Born:** 10/18/63 **Acquired:** Traded by New York with the draft rights to Sean Marks and cash to Toronto for Marcus Camby (June 25, 1998). **Departed:** Traded to Chicago for Brian Skinner (July 13, 2001).

SEASON	GP	MIN	FG	FGA	PCT.	3PM	3PA	PCT.	FT	FTA	PCT.	REB	AST	ST	BLK	PTS	AVG
1998-99	50	1633	140	327	.428	1	5	.200	67	83	.807	374	168	46	21	348	7.0
1999-00	80	2431	234	560	.418	14	41	.341	66	85	.776	540	253	102	45	548	6.9
2000-01	78	2767	305	786	.388	11	49	.224	127	152	.836	741	264	76	48	748	9.7
<b>TOTALS</b>	<b>208</b>	<b>6831</b>	<b>679</b>	<b>1673</b>	<b>.406</b>	<b>26</b>	<b>95</b>	<b>.274</b>	<b>260</b>	<b>320</b>	<b>.813</b>	<b>1655</b>	<b>685</b>	<b>224</b>	<b>114</b>	<b>1644</b>	<b>7.9</b>

PLAYOFFS	GP	MIN	FG	FGA	PCT.	3PM	3PA	PCT.	FT	FTA	PCT.	REB	AST	ST	BLK	PTS	AVG
1999-00	3	110	14	29	.483	2	7	.286	0	1	.000	23	11	6	1	30	10.0
2000-01	12	391	47	108	.435	3	8	.375	14	17	.824	76	21	12	7	111	9.3
<b>TOTALS</b>	<b>15</b>	<b>501</b>	<b>61</b>	<b>137</b>	<b>.445</b>	<b>5</b>	<b>15</b>	<b>.333</b>	<b>14</b>	<b>18</b>	<b>.777</b>	<b>99</b>	<b>32</b>	<b>18</b>	<b>8</b>	<b>141</b>	<b>9.4</b>

## PATRICK O'BRYAN

**College:** Bradley **Position:** C **Number:** 13 **Height:** 7-0 **Weight:** 260 **Born:** 6/20/86 **Acquired:** Traded by Boston in a three-team deal with Will Solomon and cash considerations from Toronto to Sacramento and a conditional second-round pick from Sacramento to Boston. **Departed:** Free agent (July 1, 2010).

SEASON	GP	MIN	FG	FGA	PCT.	3FG	3FGA	PCT.	FT	FTA	PCT.	REB	AST	ST	BLK	PTS	AVG
2008-09	13	147	29	53	.547	0	2	.000	3	8	.375	32	3	2	11	61	4.7
2009-10	11	51	8	15	.533	0	1	.000	3	6	.500	11	1	2	4	19	1.7
<b>TOTALS</b>	<b>24</b>	<b>198</b>	<b>37</b>	<b>68</b>	<b>.544</b>	<b>0</b>	<b>3</b>	<b>.000</b>	<b>6</b>	<b>14</b>	<b>.428</b>	<b>43</b>	<b>4</b>	<b>4</b>	<b>15</b>	<b>80</b>	<b>3.3</b>

## HAKEEM OLAJUNWON

**College:** Houston **Position:** C **Number:** 34 **Height:** 7-0 **Weight:** 255 **Born:** 1/21/63 **Acquired:** Traded by Houston to Toronto for a first-round draft pick (August 2, 2001). **Departed:** Released (October 27, 2003).

SEASON	GP	MIN	FG	FGA	PCT.	3PM	3PA	PCT.	FT	FTA	PCT.	REB	AST	ST	BL	PTS	AVG
2001-02	61	1378	194	418	.464	0	0	---	47	84	.560	366	66	74	92	435	7.1
2002-03	Injured List - lower back																

PLAYOFFS	GP	MIN	FG	FGA	PCT.	3PM	3PA	PCT.	FT	FTA	PCT.	REB	AST	ST	BL	PTS	AVG
2001-02	5	86	12	22	.454	0	0	---	4	6	.667	19	2	7	4	28	5.6

## JIMMY OLIVER

**College:** Purdue **Position:** G **Number:** 24 **Height:** 6-5 **Weight:** 205 **Born:** 7/12/69 **Acquired:** Signed by Toronto to a 10-day contract (January 12, 1997) **Departed:** Waived (January 21, 1997).

SEASON	GP	MIN	FG	FGA	PCT.	3PM	3PA	PCT.	FT	FTA	PCT.	REB	AST	ST	BL	PTS	AVG
1996-97	4	43	4	13	.308	0	1	.000	7	8	.875	5	2	2	0	11	2.8

## JERMAINE O'NEAL

**College:** Eau Claire H.S. **Position:** F/C **Number:** 6 **Height:** 6-11 **Weight:** 230 **Born:** 10/13/78 **Acquired:** Traded by Indiana with the draft rights to centre Nathan Jawai in exchange for guard T.J. Ford, centre Rasho Nesterovic, forward Maceo Baston and the draft rights to centre Roy Hibbert. **Departed:** Traded to Miami with forward Jamario Moon and a conditional draft pick in exchange for forward Shawn Marion, guard Marcus Banks and cash considerations.

SEASON	GP	MIN	FG	FGA	PCT.	3PM	3PA	PCT.	FT	FTA	PCT.	REB	AST	ST	BL	PTS	AVG
2008-09	41	1216	220	465	.473	0	1	.000	115	142	.810	288	67	18	82	555	13.5

## DAN O'SULLIVAN

**College:** Fordham **Position:** C **Number:** 52 **Height:** 6-10 **Weight:** 250 **Born:** 3/3/68 **Acquired:** Signed by Toronto to a 10-day contract (April 9, 1996). **Departed:** Waived (April 18, 1996).

SEASON	GP	MIN	FG	FGA	PCT.	3PM	3PA	PCT.	FT	FTA	PCT.	REB	AST	ST	BL	PTS	AVG
1995-96	5	139	13	35	.371	0	1	.000	7	8	.875	32	2	2	4	33	6.6

## MILT PALACIO

College: Colorado State Position: G Number: 10 Height: 6-3 Weight: 195 Born: 2/7/78 Acquired: Signed as a free agent (July 16, 2003).

Departed: Free agent (July 1, 2005).

SEASON	GP	MIN	FG	FGA	PCT.	3PM	3PA	PCT.	FT	FTA	PCT.	REB	AST	ST	BL	PTS	AVG
2003-04	59	1211	104	298	.349	4	26	.154	45	68	.662	102	184	41	11	257	4.4
2004-05	80	1533	175	392	.446	2	12	.167	115	155	.742	134	279	48	13	467	5.8
<b>TOTALS</b>	<b>139</b>	<b>2744</b>	<b>279</b>	<b>690</b>	<b>.404</b>	<b>6</b>	<b>38</b>	<b>.158</b>	<b>160</b>	<b>223</b>	<b>.717</b>	<b>236</b>	<b>463</b>	<b>89</b>	<b>24</b>	<b>724</b>	<b>5.2</b>

## JANNERO PARGO

College: Arkansas Position: G Number: 2 Height: 6-1 Weight: 175 Born: 10/22/79 Acquired: Signed by Toronto as a free agent (February 24, 2004).

Departed: Waived (March 5, 2004).

SEASON	GP	MIN	FG	FGA	PCT.	3PM	3PA	PCT.	FT	FTA	PCT.	REB	AST	ST	BL	PTS	AVG
2003-04	5	71	9	29	.310	0	5	.000	0	0	---	4	12	4	1	18	3.6

## ANTHONY PARKER

College: Bradley Position: G Number: 18 Height: 6-6 Weight: 210 Born: 6/19/75 Acquired: Signed as a free agent (July 13, 2006). Departed: Free-agent (July 1, 2009).

SEASON	GP	MIN	FG	FGA	PCT.	3PM	3PA	PCT.	FT	FTA	PCT.	REB	AST	ST	BL	PTS	AVG
2006-07	73	2437	328	687	.477	115	261	.441	132	158	.835	283	153	73	11	903	12.4
2007-08	82	2634	395	829	.476	133	304	.438	102	125	.816	334	183	79	17	1025	12.5
2008-09	80	2637	321	754	.426	94	241	.415	121	145	.834	317	269	100	15	857	10.7
<b>TOTALS</b>	<b>235</b>	<b>7708</b>	<b>1044</b>	<b>2270</b>	<b>.459</b>	<b>342</b>	<b>806</b>	<b>.424</b>	<b>355</b>	<b>429</b>	<b>.827</b>	<b>934</b>	<b>605</b>	<b>252</b>	<b>43</b>	<b>2785</b>	<b>11.8</b>

PLAYOFFS	GP	MIN	FG	FGA	PCT.	3PM	3PA	PCT.	FT	FTA	PCT.	REB	AST	ST	BL	PTS	AVG
2006-07	6	240	26	62	.419	8	20	.400	31	39	.795	32	6	9	2	91	15.2
2007-08	5	196	20	49	.408	5	17	.294	12	14	.857	30	10	4	2	57	11.4
<b>TOTALS</b>	<b>11</b>	<b>436</b>	<b>46</b>	<b>111</b>	<b>.414</b>	<b>13</b>	<b>37</b>	<b>.351</b>	<b>43</b>	<b>53</b>	<b>.857</b>	<b>62</b>	<b>16</b>	<b>13</b>	<b>4</b>	<b>148</b>	<b>13.5</b>

## MORRIS PETERSON

College: Michigan State Position: G Number: 24 Height: 6-7 Weight: 225 Born: 4/26/77 Acquired: First-round draft choice, 21st overall (June 2000). Departed: Free agent (July 1, 2007).

SEASON	GP	MIN	FG	FGA	PCT.	3PM	3PA	PCT.	FT	FTA	PCT.	REB	AST	ST	BL	PTS	AVG
2000-01	80	1809	290	673	.431	63	165	.382	104	145	.717	259	105	63	20	747	9.3
2001-02	63	1988	336	768	.438	84	231	.364	127	169	.751	223	153	73	11	883	14.0
2002-03	82	2949	421	1073	.392	116	344	.337	195	247	.789	363	188	88	32	1153	14.1
2003-04	82	2148	238	587	.405	126	340	.371	76	94	.809	261	113	88	14	678	8.3
2004-05	82	2510	356	848	.420	129	335	.385	188	226	.783	340	169	91	18	1029	12.5
2005-06	82	3140	478	1096	.436	177	448	.395	241	294	.820	381	190	104	15	1374	16.8
2006-07	71	1515	222	517	.429	106	295	.359	84	123	.683	237	47	45	12	634	8.9
<b>TOTALS</b>	<b>542</b>	<b>16059</b>	<b>2341</b>	<b>5562</b>	<b>.421</b>	<b>801</b>	<b>2158</b>	<b>.371</b>	<b>1015</b>	<b>1298</b>	<b>.782</b>	<b>2064</b>	<b>985</b>	<b>552</b>	<b>122</b>	<b>6498</b>	<b>12.0</b>

PLAYOFFS	GP	MIN	FG	FGA	PCT.	3PM	3PA	PCT.	FT	FTA	PCT.	REB	AST	ST	BL	PTS	AVG
2000-01	8	110	18	35	.514	4	9	.444	3	4	.750	12	15	6	0	43	5.4
2001-02	5	154	18	49	.367	2	17	.118	8	10	.800	14	11	5	3	46	9.2
2006-07	6	183	15	29	.517	6	12	.500	5	6	.833	27	2	2	2	41	6.8
<b>TOTALS</b>	<b>19</b>	<b>447</b>	<b>51</b>	<b>113</b>	<b>.451</b>	<b>12</b>	<b>40</b>	<b>.300</b>	<b>16</b>	<b>20</b>	<b>.800</b>	<b>53</b>	<b>28</b>	<b>13</b>	<b>5</b>	<b>130</b>	<b>6.8</b>

## ED PINCKNEY

College: Villanova Position: F Number: 54 Height: 6-9 Weight: 240 Born: 3/27/63 Acquired: Drafted by Toronto in the 10th round (19th selection) in 1995 expansion draft. Departed: Traded to Philadelphia with Tony Massenburg and the right to swap first round draft picks in either 1996 or 1997,

and a second round option, for Sharone Wright (February 22, 1996).

SEASON	GP	MIN	FG	FGA	PCT.	3PM	3PA	PCT.	FT	FTA	PCT.	REB	AST	ST	BL	PTS	AVG
1995-96	47	1031	117	233	.502	0	3	.000	94	124	.758	282	50	31	17	328	7.0

## ALEKSANDER RADOJEVIC

College: Barton County CC Position: C Number: 10 Height: 7-3 Weight: 250 Born: 8/8/76 Acquired: Drafted by Toronto in the 1st round (12th selection) of the 1999 NBA Draft. Departed: Traded with Kevin Willis, Garth Joseph and a second-round draft pick to Denver for Keon Clark, Tracy Murray and Mamadou N'diaye (January 12, 2001).

SEASON	GP	MIN	FG	FGA	PCT.	3PM	3PA	PCT.	FT	FTA	PCT.	REB	AST	ST	BL	PTS	AVG
1999-2001	3	24	2	7	.286	0	0	---	3	6	.500	8	1	2	1	7	2.3

## SHAWN RESPERT

College: Michigan St. Position: G Number: 24/21/31 Height: 6-2 Weight: 195 Born: 2/6/72 Acquired: Traded by Milwaukee for Acie Earl (February 20, 1997). Departed: Waived (March 19, 1998).

SEASON	GP	MIN	FG	FGA	PCT.	3PM	3PA	PCT.	FT	FTA	PCT.	REB	AST	ST	BL	PTS	AVG
1996-97	27	412	53	120	.442	19	48	.396	27	32	.844	32	32	20	2	152	5.6
1997-98	47	696	94	209	.450	25	67	.373	44	54	.815	73	44	29	1	257	5.5
<b>TOTALS</b>	<b>74</b>	<b>1108</b>	<b>147</b>	<b>329</b>	<b>.447</b>	<b>44</b>	<b>115</b>	<b>.383</b>	<b>71</b>	<b>86</b>	<b>.826</b>	<b>105</b>	<b>76</b>	<b>49</b>	<b>3</b>	<b>409</b>	<b>5.5</b>

## ALVIN ROBERTSON

College: Arkansas Position: G Number: 7 Height: 6-4 Weight: 208 Born: 7/22/62 Acquired: Signed as a free agent (October 3, 1995).

Departed: Rights renounced (July 24, 1996).

SEASON	GP	MIN	FG	FGA	PCT.	3PM	3PA	PCT.	FT	FTA	PCT.	REB	AST	ST	BL	PTS	AVG
1995-96	77	2478	285	607	.470	41	151	.272	107	158	.677	342	323	166	36	718	9.3



# FORMER RAPTORS



## CARLOS ROGERS

**College:** Tennessee St. **Position:** F **Number:** 34 **Height:** 6-11 **Weight:** 232 **Born:** 2/6/71 **Acquired:** Traded by Golden State with Victor Alexander and the draft rights to Martin Lewis, Michael McDonald and Dwayne Whitfield for B.J. Armstrong (September 18, 1995). **Departed:** Traded to Portland with Damon Stoudamire and Walt Williams for Kenny Anderson, Gary Trent, Alvin Williams, two first round draft picks, a second round draft pick and cash (February 13, 1998).

	GP	MIN	FG	FGA	PCT.	3PM	3PA	PCT.	FT	FTA	PCT.	REB	AST	ST	BL	PTS	AVG
1995-96	56	1043	178	344	.517	3	21	.143	71	130	.546	170	35	25	48	430	7.7
1996-97	56	1397	212	404	.525	25	66	.379	102	170	.600	304	37	42	69	551	9.8
1997-98	18	351	45	87	.517	0	1	.000	18	32	.563	65	16	9	8	108	6.0
<b>Totals</b>	<b>130</b>	<b>2791</b>	<b>435</b>	<b>835</b>	<b>.521</b>	<b>28</b>	<b>88</b>	<b>.318</b>	<b>191</b>	<b>332</b>	<b>.575</b>	<b>539</b>	<b>88</b>	<b>76</b>	<b>125</b>	<b>1089</b>	<b>8.4</b>

## ROY ROGERS

**College:** Alabama **Position:** F **Number:** 9 **Height:** 6-10 **Weight:** 235 **Born:** 8/19/73 **Acquired:** Traded by Boston with Chauncey Billups, Dee Brown and John Thomas for Kenny Anderson, Popeye Jones and Zan Tabak (February 18, 1998). **Departed:** Traded to Houston with two 1998 first round draft picks for Kevin Willis (June 9, 1998).

	GP	MIN	FG	FGA	PCT.	3PM	3PA	PCT.	FT	FTA	PCT.	REB	AST	ST	BL	PTS	AVG
1997-98	6	69	6	17	.353	0	0	---	1	4	.250	12	1	1	4	13	2.2

## JALEN ROSE

**College:** Michigan **Position:** G/F **Number:** 5 **Height:** 6-8 **Weight:** 215 **Born:** 1/30/73 **Acquired:** Traded by Chicago with Donyell Marshall and Lonny Baxter for Antonio Davis, Jerome Williams and Chris Jefferies (December 1, 2003). **Departed:** Traded to New York with a future first-round pick for Antonio Davis (February 3, 2006).

	GP	MIN	FG	FGA	PCT.	3PM	3PA	PCT.	FT	FTA	PCT.	REB	AST	ST	BL	PTS	AVG
2003-04	50	1968	308	752	.410	46	148	.311	148	180	.822	202	273	39	18	810	16.2
2004-05	81	2710	527	1159	.455	108	274	.394	333	390	.854	276	209	63	10	1495	18.5
2005-06	46	1236	180	446	.404	31	115	.270	166	217	.765	129	113	20	10	557	12.1
<b>Totals</b>	<b>177</b>	<b>5914</b>	<b>1010</b>	<b>2357</b>	<b>.428</b>	<b>185</b>	<b>537</b>	<b>.344</b>	<b>647</b>	<b>787</b>	<b>.822</b>	<b>607</b>	<b>595</b>	<b>122</b>	<b>38</b>	<b>2862</b>	<b>16.1</b>

## CLIFFORD ROZIER

**College:** Louisville **Position:** C/F **Number:** 6 **Height:** 6-11 **Weight:** 255 **Born:** 10/31/72 **Acquired:** Signed to a 10-day contract (January 23, 1997), signed for remainder of the season (February 1, 1997). **Departed:** Signed as a free agent by Minnesota (October 1, 1998).

	GP	MIN	FG	FGA	PCT.	3PM	3PA	PCT.	FT	FTA	PCT.	REB	AST	ST	BL	PTS	AVG
1996-97	41	732	79	173	.457	0	2	.000	31	61	.508	234	31	24	44	189	4.6

## JOHN SALLEY

**College:** Georgia Tech **Position:** F/C **Number:** 22 **Height:** 6-11 **Weight:** 255 **Born:** 6/16/64 **Acquired:** Drafted by Toronto in the 13th round (25th selection) in 1995 expansion draft. **Departed:** Waived (February 2, 1996).

	GP	MIN	FG	FGA	PCT.	3PM	3PA	PCT.	FT	FTA	PCT.	REB	AST	ST	BL	PTS	AVG
1995-96	25	482	51	105	.486	0	0	---	47	65	.723	97	39	11	12	149	6.0

## REGGIE SLATER

**College:** Wyoming **Position:** F **Number:** 35 **Height:** 6-7 **Weight:** 255 **Born:** 8/27/70 **Acquired:** Signed as a free agent (January 25, 1997). **Departed:** Rights renounced (August 31, 1999).

	GP	MIN	FG	FGA	PCT.	3PM	3PA	PCT.	FT	FTA	PCT.	REB	AST	ST	BL	PTS	AVG
1996-97	26	406	82	149	.550	0	2	.000	39	75	.520	95	21	9	6	203	7.8
1997-98	78	1662	211	459	.460	0	0	---	203	322	.630	305	74	45	30	625	8.0
1998-99	30	263	31	81	.383	0	0	---	53	85	.624	70	5	3	3	115	3.8
<b>Totals</b>	<b>134</b>	<b>2331</b>	<b>324</b>	<b>689</b>	<b>.470</b>	<b>0</b>	<b>2</b>	<b>.000</b>	<b>295</b>	<b>482</b>	<b>.612</b>	<b>470</b>	<b>100</b>	<b>57</b>	<b>39</b>	<b>943</b>	<b>7.0</b>

## UROS SLOKAR

**Country:** Slovenia **Position:** F **Number:** 10 **Height:** 6-11 **Weight:** 245 **Born:** 5/14/83 **Acquired:** Second-round draft choice, 58th overall (June 2005). **Departed:** Free agent (July 1, 2007).

	GP	MIN	FG	FGA	PCT.	3PM	3PA	PCT.	FT	FTA	PCT.	REB	AST	ST	BL	PTS	AVG
2006-07	20	72	14	26	.538	1	2	.500	9	13	.692	14	1	1	2	38	1.9

## WILL SOLOMON

**College:** Clemson **Position:** G **Number:** 5 **Height:** 6-1 **Weight:** 185 **Born:** 7/20/78 **Acquired:** Signed as a free agent (July 28, 2008). **Departed:** Traded to Sacramento in a three-team deal. Toronto received centre Patrick O'Bryant from Boston (February 19, 2009).

	GP	MIN	FG	FGA	PCT.	3PM	3PA	PCT.	FT	FTA	PCT.	REB	AST	ST	BL	PTS	AVG
2008-09	39	544	79	181	.436	15	57	.263	20	24	.833	43	123	20	4	193	4.9

## PAPE SOW

**College:** Cal State Fullerton **Position:** C **Number:** 9 **Height:** 6-10 **Weight:** 250 **Born:** 11/22/81 **Acquired:** Acquired the draft rights from Miami for Albert Miralles (June 2004). **Departed:** Free agent (July 1, 2007).

	GP	MIN	FG	FGA	PCT.	3PM	3PA	PCT.	FT	FTA	PCT.	REB	AST	ST	BL	PTS	AVG
2004-05	27	255	23	58	.397	0	0	---	16	27	.593	57	2	12	4	62	2.3
2005-06	42	590	53	123	.431	0	0	---	41	57	.719	146	8	21	19	147	3.5
2006-07	7	34	3	9	.333	0	0	---	4	6	.667	11	2	1	1	10	1.4
<b>Totals</b>	<b>76</b>	<b>879</b>	<b>79</b>	<b>190</b>	<b>.416</b>	<b>0</b>	<b>0</b>	<b>---</b>	<b>80</b>	<b>187</b>	<b>.428</b>	<b>214</b>	<b>12</b>	<b>34</b>	<b>24</b>	<b>219</b>	<b>2.9</b>

## MICHAEL STEWART

**College:** California **Position:** C **Number:** 4 **Height:** 6-10 **Weight:** 230 **Born:** 4/25/75 **Acquired:** Signed as a free agent (January 21, 1999).  
**Departed:** Traded with a first-round draft pick to Cleveland for Lamond Murray and a second-round draft pick (August 25, 2002).

	GP	MIN	FG	FGA	Pct.	3PM	3PA	Pct.	FT	FTA	Pct.	REB	AST	ST	BL	PTS	AVG
1998-99	42	394	22	53	.415	0	0	---	17	25	.680	99	5	4	28	61	1.5
1999-00	42	389	20	53	.377	0	0	---	18	32	.563	94	6	5	19	58	1.4
2000-01	26	123	11	34	.324	0	0	---	11	18	.611	29	2	4	3	33	1.3
2001-02	11	93	8	23	.348	0	0	---	6	11	.545	25	3	4	3	22	2.0
<b>Totals</b>	<b>121</b>	<b>999</b>	<b>61</b>	<b>163</b>	<b>.374</b>	<b>0</b>	<b>0</b>	<b>---</b>	<b>52</b>	<b>86</b>	<b>.604</b>	<b>247</b>	<b>16</b>	<b>17</b>	<b>53</b>	<b>174</b>	<b>1.4</b>

	GP	MIN	FG	FGA	PCT.	3PM	3PA	PCT.	FT	FTA	PCT.	REB	AST	ST	BL	PTS	AVG
2000-01	2	4	0	1	.000	0	0	---	0	0	---	1	0	0	0	0	0.0

## PEJA STOJAKOVIC

**Country:** Serbia **Position:** F **Number:** 16 **Height:** 6-10 **Weight:** 229 **Born:** 6/9/1977 **Acquired:** Traded by New Orleans with Jerryd Bayless and cash considerations for Jarrett Jack, Marcus Banks and David Andersen (November 20, 2010). **Departed:** Waived (January 20, 2011).

	GP	MIN	FG	FGA	Pct.	3PM	3PA	Pct.	FT	FTA	Pct.	REB	AST	ST	BL	PTS	AVG
2010-11	2	22	7	10	.700	4	6	.667	2	2	1.000	3	1	0	0	20	10.0

## ED STOKES

**College:** Arizona **Position:** C **Number:** 40 **Height:** 7-0 **Weight:** 264 **Born:** 9/3/71 **Acquired:** Claimed off waivers from Seattle (October 21, 1997).  
**Departed:** Waived (December 1, 1997).

	GP	MIN	FG	FGA	Pct.	3PM	3PA	Pct.	FT	FTA	Pct.	REB	AST	ST	BL	PTS	AVG
1997-98	4	17	1	3	.333	0	0	---	1	2	.500	4	1	1	2	3	0.8

## DAMON STOUDAMIRE

**College:** Arizona **Position:** G **Number:** 20 **Height:** 5-10 **Weight:** 171 **Born:** 9/3/73 **Acquired:** Selected in 1995 draft, 1st round (7th overall).  
**Departed:** Traded to Portland with Carlos Rogers and Walt Williams for Kenny Anderson, Gary Trent, Alvin Williams, two first round draft picks, a second round draft pick and cash (February 13, 1998).

	GP	MIN	FG	FGA	Pct.	3PM	3PA	Pct.	FT	FTA	Pct.	REB	AST	ST	BL	PTS	AVG
1995-96	70	2865	481	1129	.426	133	337	.395	236	296	.797	281	653	98	19	1331	19.0
1996-97	81	3311	564	1407	.401	176	496	.355	330	401	.823	330	709	123	13	1634	20.2
1997-98	49	2033	354	833	.425	65	205	.371	179	212	.844	217	399	80	5	952	19.4
<b>Totals</b>	<b>200</b>	<b>8209</b>	<b>1399</b>	<b>3369</b>	<b>.415</b>	<b>374</b>	<b>1038</b>	<b>.360</b>	<b>745</b>	<b>909</b>	<b>.820</b>	<b>828</b>	<b>1761</b>	<b>301</b>	<b>37</b>	<b>3917</b>	<b>19.6</b>

## ROD STRICKLAND

**College:** DePaul **Position:** G **Number:** 1 **Height:** 6-3 **Weight:** 185 **Born:** 7/11/66 **Acquired:** Signed as a free agent (March 5, 2004).  
**Departed:** Free agent (July 1, 2004).

	GP	MIN	FG	FGA	Pct.	3PM	3PA	Pct.	FT	FTA	Pct.	REB	AST	ST	BL	PTS	AVG
2003-04	15	282	28	84	.333	0	3	.000	15	22	.682	37	59	8	4	71	4.7

## ZAN TABAK

**Country:** Croatia **Position:** C **Number:** 3 **Height:** 7-0 **Weight:** 245 **Born:** 6/15/70 **Acquired:** Drafted by Toronto in the 8th round (15th overall) in 1995 expansion draft. **Departed:** Traded with Kenny Anderson and Popeye Jones to Boston for Chauncey Billups, Dee Brown, Roy Rogers and John Thomas (February 18, 1998).

	GP	MIN	FG	FGA	Pct.	3PM	3PA	Pct.	FT	FTA	Pct.	REB	AST	ST	BL	PTS	AVG
1995-96	67	1332	225	414	.543	0	1	.000	64	114	.561	320	62	24	31	514	7.7
1996-97	13	218	32	71	.451	0	0	---	20	29	.690	49	14	6	11	84	6.5
1997-98	39	752	116	249	.466	0	1	.000	16	48	.333	154	36	15	27	248	6.4
<b>Totals</b>	<b>119</b>	<b>2302</b>	<b>373</b>	<b>734</b>	<b>.508</b>	<b>0</b>	<b>2</b>	<b>.000</b>	<b>100</b>	<b>191</b>	<b>.524</b>	<b>523</b>	<b>112</b>	<b>45</b>	<b>69</b>	<b>846</b>	<b>7.1</b>

## JOHN THOMAS

**College:** Minnesota **Position:** F **Number:** 12 **Height:** 6-9 **Weight:** 265 **Born:** 9/8/75 **Acquired:** Traded by Boston with Dee Brown, Chauncey Billups and Roy Rogers for Kenny Anderson, Popeye Jones and Zan Tabak (February 18, 1998). **Departed:** Free agent (July 1, 2002).

	GP	MIN	FG	FGA	Pct.	3PM	3PA	Pct.	FT	FTA	Pct.	REB	AST	ST	BL	PTS	AVG
1997-98	21	167	14	33	.424	0	0	---	15	21	.714	36	4	3	3	43	2.0
1998-99	39	593	71	123	.577	0	1	.000	27	48	.563	134	15	17	9	169	4.3
1999-00	55	477	49	107	.458	0	1	.000	15	39	.385	75	9	12	14	114	2.1
<b>Totals</b>	<b>115</b>	<b>1237</b>	<b>134</b>	<b>263</b>	<b>.510</b>	<b>0</b>	<b>2</b>	<b>.000</b>	<b>57</b>	<b>118</b>	<b>.483</b>	<b>245</b>	<b>28</b>	<b>32</b>	<b>26</b>	<b>326</b>	<b>2.8</b>

	GP	MIN	FG	FGA	PCT.	3PM	3PA	PCT.	FT	FTA	PCT.	REB	AST	ST	BL	PTS	AVG
1999-00	1	1	0	0	.000	0	0	---	0	0	---	0	0	0	0	0	0.0

## GARY TRENT

**College:** Ohio **Position:** F **Number:** 33 **Height:** 6-8 **Weight:** 250 **Born:** 9/22/74 **Acquired:** Traded by Portland with Kenny Anderson, Alvin Williams, two first round draft picks, a second round pick and cash for Damon Stoudamire, Carlos Rogers and Walt Williams (February 13, 1998). **Departed:** Signed as a free agent by Dallas (January 23, 1999).

	GP	MIN	FG	FGA	PCT.	3PM	3PA	PCT.	FT	FTA	PCT.	REB	AST	ST	BL	PTS	AVG
1997-98	13	355	64	146	.438	0	3	.000	31	49	.633	104	14	8	8	159	12.2

## P.J. TUCKER

**College:** Texas **Position:** F **Number:** 1 **Height:** 6-5 **Weight:** 225 **Born:** 5/5/85 **Acquired:** Second-round draft choice, 35th overall (June 2006).  
**Departed:** Released (March 24, 2007).

	GP	MIN	FG	FGA	PCT.	3PM	3PA	PCT.	FT	FTA	PCT.	REB	AST	ST	BL	PTS	AVG
2006-07	17	83	11	22	.500	0	0	---	8	14	.571	23	3	2	6	30	1.8

# FORMER RAPTORS



## HEDO TURKOGLU

Country: Turkey Position: F Number: 26 Height: 6-10 Weight: 220 Born: 3/19/79 Acquired: Signed and traded by Orlando for cash considerations. Departed: Traded to Phoenix in exchange for guard Leandro Barbosa and forward/centre Dwayne Jones (July 14, 2010).

	GP	MIN	FG	FGA	PCT.	3FG	3FGA	PCT.	FT	FTA	PCT.	REB	AST	ST	BLK	PTS	AVG
2009-10	74	2272	276	674	.409	108	289	.374	175	226	.774	343	304	55	32	835	11.3

## ROKO UKIC

Country: Croatia Position: G Number: 1 Height: 6-5 Weight: 210 Born: 12/5/84 Acquired: Selected in the 2005 draft, second round (41st overall). Departed: Traded to Milwaukee with forward Carlos Delfino in exchange for forward Amir Johnson and forward Sonny Weems (August 18, 2009).

	GP	MIN	FG	FGA	PCT.	3FG	3FGA	PCT.	FT	FTA	PCT.	REB	AST	ST	BLK	PTS	AVG
2008-09	72	890	123	324	.380	11	62	.177	44	60	.733	75	153	30	2	301	4.2

## CHARLIE VILLANUEVA

College: Connecticut Position: F Number: 31 Height: 6-11 Weight: 240 Born: 8/24/84 Acquired: First-round draft choice, seventh eighth overall (June 2005). Departed: Traded to Milwaukee for T.J. Ford (July 1, 2006).

	GP	MIN	FG	FGA	PCT.	3PM	3PA	PCT.	FT	FTA	PCT.	REB	AST	ST	BL	PTS	AVG
2005-06	81	2361	435	940	.463	70	214	.327	113	160	.706	521	88	60	63	1053	13.0

## JAKE VOSKUHL

College: Connecticut Position: C Number: 77 Height: 6-11 Weight: 255 Born: 11/1/77 Acquired: Signed as a free agent (December 14, 2008). Departed: Free agent (July 1, 2009).

	GP	MIN	FG	FGA	PCT.	3PM	3PA	PCT.	FT	FTA	PCT.	REB	AST	ST	BL	PTS	AVG
2008-09	38	240	12	45	.267	0	0	---	11	14	.768	59	8	3	4	35	0.9

## JOHN WALLACE

College: Syracuse Position: F Number: 44 Height: 6-9 Weight: 225 Born: 2/9/74 Acquired: Traded by New York as part of a three-team deal whereby a first-round draft pick went to New York and a second round draft pick went to Portland (October 10, 1997). Departed: Free agent (July 1, 1999).

	GP	MIN	FG	FGA	Pct.	3PM	3PA	Pct.	FT	FTA	Pct.	REB	AST	ST	BL	PTS	AVG
1997-98	82	2361	468	979	.478	1	2	.500	210	293	.717	373	110	62	101	1147	14.0
1998-99	48	812	153	354	.432	0	0	---	105	150	.700	171	46	12	43	411	8.6
<b>Totals</b>	<b>130</b>	<b>3173</b>	<b>621</b>	<b>1333</b>	<b>.466</b>	<b>1</b>	<b>2</b>	<b>.500</b>	<b>315</b>	<b>443</b>	<b>.711</b>	<b>544</b>	<b>156</b>	<b>74</b>	<b>144</b>	<b>1558</b>	<b>12.0</b>

## SONNY WEEMS

College: Arkansas Position: G-F Number: 24 Height: 6-6 Weight: 205 Born: 7/8/1986 Acquired: Traded by Milwaukee with forward Amir Johnson for guard-forward Carlos Delfino and guard Roko Uvic (August 18, 2009). Departed: Free agent (July 1, 2011).

	GP	MIN	FG	FGA	PCT.	3PM	3PA	PCT.	FT	FTA	PCT.	REB	AST	ST	BL	PTS	AVG
2009-10	69	1368	236	458	.515	2	15	.133	44	64	.688	192	101	39	25	518	7.5
2010-11	59	1413	228	513	.444	17	61	.279	72	94	.766	153	104	34	2	545	9.2
<b>Totals</b>	<b>128</b>	<b>2781</b>	<b>464</b>	<b>965</b>	<b>.480</b>	<b>19</b>	<b>76</b>	<b>.250</b>	<b>116</b>	<b>158</b>	<b>.734</b>	<b>345</b>	<b>205</b>	<b>73</b>	<b>27</b>	<b>1063</b>	<b>8.3</b>

## DONALD WHITESIDE

College: Northern Illinois Position: G Number: 12 Height: 5-10 Weight: 170 Born: 4/25/69 Acquired: Signed by Toronto as a free agent (October 4, 1996). Departed: Waived (January 6, 1997).

	GP	MIN	FG	FGA	PCT.	3PM	3PA	PCT.	FT	FTA	PCT.	REB	AST	ST	BL	PTS	AVG
1996-97	27	259	18	55	.327	12	36	.333	11	15	.733	12	36	11	0	59	2.2

## DWAYNE WHITFIELD

College: Jackson State Position: F Number: 23 Height: 6-9 Weight: 240 Born: 8/21/72 Acquired: Draft rights traded by Golden State with Victor Alexander, Carlos Rogers and the rights to Martin Lewis and Michael McDonald to Toronto (September 18, 1995). Departed: Renounced (July 24, 1996).

	GP	MIN	FG	FGA	PCT.	3PM	3PA	PCT.	FT	FTA	PCT.	REB	AST	ST	BL	PTS	AVG
1995-96	8	122	13	30	.433	0	0	---	14	22	.636	25	2	3	2	40	5.0

## AARON WILLIAMS

College: Xavier (Ohio) Position: F Number: 34 Height: 6-9 Weight: 235 Born: 10/2/71 Acquired: Traded by New Jersey with Eric Williams, Alonzo Mourning and two first-round draft picks for Vince Carter (December 17, 2004). Departed: Free agent (August 1, 2006)

	GP	MIN	FG	FGA	PCT.	3PM	3PA	PCT.	FT	FTA	PCT.	REB	AST	ST	BL	PTS	AVG
2004-05	23	165	15	36	.417	0	0	---	6	7	.857	29	1	3	6	36	1.6
2005-06	14	99	10	19	.526	0	0	---	5	6	.833	15	4	3	5	25	1.8
<b>Totals</b>	<b>37</b>	<b>264</b>	<b>25</b>	<b>55</b>	<b>.454</b>	<b>0</b>	<b>0</b>	<b>---</b>	<b>11</b>	<b>13</b>	<b>.846</b>	<b>44</b>	<b>5</b>	<b>6</b>	<b>11</b>	<b>61</b>	<b>1.6</b>

## ALVIN WILLIAMS

**College:** Villanova **Position:** G **Number:** 20 **Height:** 6-5 **Weight:** 195 **Born:** 8/6/74 **Acquired:** Traded by Portland with Kenny Anderson and Gary Trent, two first-round draft picks, a second-round draft pick and cash for Damon Stoudamire, Carlos Rogers and Walt Williams (February 13, 1998). **Departed:** Released (July 26, 2006).

	GP	MIN	FG	FGA	Pct.	3PM	3PA	Pct.	FT	FTA	Pct.	REB	AST	ST	BL	PTS	AVG
1997-98	13	207	16	44	.364	2	4	.500	7	11	.636	21	20	8	3	41	3.2
1998-99	50	1051	95	237	.401	14	42	.333	44	52	.846	82	130	51	12	248	5.0
1999-00	55	779	114	287	.397	16	55	.291	48	65	.738	85	126	34	11	292	5.3
2000-01	82	2394	330	767	.430	33	108	.306	109	145	.752	212	407	123	26	802	9.8
2001-02	82	2927	403	971	.415	62	193	.321	103	140	.736	281	468	135	26	971	11.8
2002-03	78	2638	396	905	.438	48	146	.329	187	239	.782	245	416	111	21	1027	13.2
2003-04	56	1730	201	496	.405	26	89	.292	66	85	.776	150	224	55	10	494	8.8
2004-05	Injured – microfracture surgery, right knee																
2005-06	1	10	0	3	.000	0	2	.000	1	2	.500	3	0	0	0	1	1.0
<b>Totals</b>	<b>417</b>	<b>11736</b>	<b>1555</b>	<b>3710</b>	<b>.419</b>	<b>201</b>	<b>639</b>	<b>.314</b>	<b>565</b>	<b>739</b>	<b>.764</b>	<b>1079</b>	<b>1791</b>	<b>517</b>	<b>109</b>	<b>3875</b>	<b>9.92</b>

## PLAYOFFS

	GP	MIN	FG	FGA	PCT.	3PM	3PA	PCT.	FT	FTA	PCT.	REB	AST	ST	BL	PTS	AVG
1999-00	1	1	0	0	.000	0	0	---	0	0	---	0	0	0	0	0	0.0
2000-01	12	486	69	160	.431	10	28	.357	17	25	.680	35	50	15	8	165	13.8
2001-02	5	196	24	75	.320	3	14	.214	9	11	.818	24	28	6	2	60	12.0
<b>Totals</b>	<b>18</b>	<b>683</b>	<b>93</b>	<b>235</b>	<b>.396</b>	<b>13</b>	<b>42</b>	<b>.310</b>	<b>26</b>	<b>36</b>	<b>.722</b>	<b>59</b>	<b>78</b>	<b>21</b>	<b>10</b>	<b>225</b>	<b>12.5</b>

## ERIC WILLIAMS

**College:** Providence **Position:** F **Number:** 17 **Height:** 6-8 **Weight:** 220 **Born:** 7/17/72 **Acquired:** Traded by New Jersey with Aaron Williams, Alonzo Mourning and two first-round draft picks for Vince Carter. **Departed:** Traded with Matt Bonner to San Antonio for Rasho Nesterovic (June 21, 2006).

	GP	MIN	FG	FGA	Pct.	3PM	3PA	Pct.	FT	FTA	Pct.	REB	AST	ST	BL	PTS	AVG
2004-05	34	583	55	145	.379	11	33	.333	38	53	.717	77	50	22	2	159	4.7
2005-06	28	352	29	75	.387	5	18	.278	28	38	.737	50	15	7	2	91	3.3
<b>Totals</b>	<b>62</b>	<b>935</b>	<b>84</b>	<b>220</b>	<b>.381</b>	<b>16</b>	<b>51</b>	<b>.313</b>	<b>66</b>	<b>91</b>	<b>.725</b>	<b>127</b>	<b>65</b>	<b>29</b>	<b>4</b>	<b>250</b>	<b>4.0</b>

## HERB WILLIAMS

**College:** Ohio State **Position:** F/C **Number:** 32 **Height:** 6-11 **Weight:** 240 **Born:** 2/16/58 **Acquired:** Traded by New York with Doug Christie and cash to Toronto for Willie Anderson and Victor Alexander (February 18, 1996). **Departed:** Waived (February 23, 1996).

	GP	MIN	FG	FGA	Pct.	3PM	3PA	Pct.	FT	FTA	Pct.	REB	AST	ST	BL	PTS	AVG
1995-96	1	31	3	8	.375	0	0	---	0	0	---	8	0	1	2	6	6.0

## JEROME WILLIAMS

**College:** Georgetown **Position:** F **Number:** 13 **Height:** 6-9 **Weight:** 206 **Born:** 5/10/73 **Acquired:** Traded by Detroit with centre Eric Montross for forwards Corliss Williamson, Tyrone Corbin and Kornel David and a future first-round draft pick (February 22, 2001). **Departed:** Traded to Chicago with centre/forward Antonio Davis and forward Chris Jefferies for guard/forward Jalen Rose and forwards Donyell Marshall and Lonny Baxter (December 1, 2003).

	GP	MIN	FG	FGA	PCT.	3PM	3PA	PCT.	FT	FTA	PCT.	REB	AST	ST	BL	PTS	AVG
2000-01	26	378	48	93	.516	0	1	.000	35	45	.778	104	13	18	10	131	5.0
2001-02	68	1641	190	388	.490	0	0	---	138	204	.676	386	75	78	25	518	7.6
2002-03	71	2346	267	535	.499	1	6	.167	156	281	.555	650	95	116	26	691	9.7
2003-04	15	407	28	57	.491	0	1	.000	21	29	.724	128	11	19	3	77	5.1
<b>Totals</b>	<b>180</b>	<b>4772</b>	<b>533</b>	<b>1073</b>	<b>.497</b>	<b>1</b>	<b>8</b>	<b>.125</b>	<b>350</b>	<b>559</b>	<b>.626</b>	<b>1268</b>	<b>194</b>	<b>231</b>	<b>64</b>	<b>1417</b>	<b>7.9</b>

## PLAYOFFS

	GP	MIN	FG	FGA	PCT.	3PM	3PA	PCT.	FT	FTA	PCT.	REB	AST	ST	BL	PTS	AVG
2000-01	11	164	12	24	.500	0	0	---	11	22	.500	45	9	10	6	35	3.2
2001-02	5	143	14	33	.424	0	0	---	8	12	.667	33	7	9	1	36	7.2
<b>Totals</b>	<b>16</b>	<b>307</b>	<b>26</b>	<b>57</b>	<b>.456</b>	<b>0</b>	<b>0</b>	<b>---</b>	<b>19</b>	<b>34</b>	<b>.559</b>	<b>78</b>	<b>16</b>	<b>19</b>	<b>7</b>	<b>71</b>	<b>4.4</b>

## MICHAEL WILLIAMS

**College:** Baylor **Position:** G **Number:** 24 **Height:** 6-2 **Weight:** 175 **Born:** 7/23/66 **Acquired:** Traded by Minnesota with the rights to Zeljko Rebraca, a first-round draft pick of Denver and a future first-round draft pick of Minnesota to Toronto as part of a three-team deal whereby Chauncey Billups and the rights to Tyson Wheeler went to Denver and Dean Garrett and Bobby Jackson went to Minnesota (January 21, 1999). **Departed:** Rights renounced (August 1, 1999).

	GP	MIN	FG	FGA	PCT.	3PM	3PA	PCT.	FT	FTA	PCT.	REB	AST	ST	BL	PTS	AVG
1998-99	2	15	1	5	.200	0	0	---	0	0	---	1	0	0	0	2	1.0

## WALT WILLIAMS

**College:** Maryland **Position:** F **Number:** 42 **Height:** 6-8 **Weight:** 230 **Born:** 4/16/70 **Acquired:** Signed as a free agent (August 29, 1996), re-signed (July 2, 1997). **Departed:** Traded to Portland with Damon Stoudamire and Carlos Rogers for Kenny Anderson, Gary Trent, Alvin Williams, two first round draft picks, a second round draft pick and cash (February 13, 1998).

	GP	MIN	FG	FGA	PCT.	3PM	3PA	PCT.	FT	FTA	PCT.	REB	AST	ST	BL	PTS	AVG
1996-97	73	2647	419	982	.427	175	437	.400	186	243	.765	367	197	97	62	1199	16.4
1997-98	28	876	125	319	.392	49	129	.380	49	60	.817	118	69	40	23	348	12.4
<b>Totals</b>	<b>101</b>	<b>3523</b>	<b>544</b>	<b>1301</b>	<b>.418</b>	<b>224</b>	<b>566</b>	<b>.396</b>	<b>235</b>	<b>303</b>	<b>.776</b>	<b>485</b>	<b>266</b>	<b>137</b>	<b>85</b>	<b>1547</b>	<b>15.3</b>

## CORLISS WILLIAMSON

**College:** Arkansas **Position:** F **Number:** 35 **Height:** 6-7 **Weight:** 245 **Born:** 12/4/73 **Acquired:** Traded by Sacramento for Doug Christie (September 29, 2000). **Departed:** Traded with Tyrone Corbin, Kornel David and a future first-round draft pick (acquired from Orlando) to Detroit for Eric Montross and Jerome Williams (February 22, 2001).

	GP	MIN	FG	FGA	PCT.	3PM	3PA	PCT.	FT	FTA	PCT.	REB	AST	ST	BL	PTS	AVG
2000-01	42	886	153	325	.471	0	2	.000	84	130	.646	153	33	15	13	390	9.3

# FORMER RAPTORS



## KEVIN WILLIS

**College:** Michigan State **Position:** C/F **Number:** 42 **Height:** 7-0 **Weight:** 245 **Born:** 9/6/62 **Acquired:** Traded by Houston to Toronto for Roy Rogers and two 1998 first-round draft picks. (June 9, 1998). **Departed:** Traded with Garth Joseph, Alex Radojevic and a second-round draft pick for Keon Clark, Tracy Murray and Mamadou N'diaye (January 12, 2001).

	GP	MIN	FG	FGA	Pct.	3PM	3PA	Pct.	FT	FTA	Pct.	REB	AST	ST	BL	PTS	AVG
1998-99	42	1216	187	447	.418	0	2	.000	130	155	.839	350	67	28	28	504	12.0
1999-00	79	1679	236	569	.415	1	3	.333	131	164	.799	482	49	36	48	604	7.6
2000-01	35	771	124	269	.461	0	2	.000	61	81	.753	223	21	19	21	309	8.8
<b>Totals</b>	<b>156</b>	<b>3666</b>	<b>547</b>	<b>1285</b>	<b>.426</b>	<b>1</b>	<b>7</b>	<b>.143</b>	<b>322</b>	<b>400</b>	<b>.805</b>	<b>1055</b>	<b>137</b>	<b>111</b>	<b>125</b>	<b>1417</b>	<b>9.1</b>

## PLAYOFFS

	GP	MIN	FG	FGA	PCT.	3PM	3PA	PCT.	FT	FTA	PCT.	REB	AST	ST	BL	PTS	AVG
1999-00	3	76	12	33	.364	0	0	---	15	20	.750	26	1	2	0	39	13.0

## LOREN WOODS

**College:** Arizona **Position:** C **Number:** 3 **Height:** 7-1 **Weight:** 255 **Born:** 6/21/78 **Acquired:** Signed as a free agent (August 9, 2004). **Departed:** Free agent (July 1, 2006).

	GP	MIN	FG	FGA	PCT.	3PM	3PA	PCT.	FT	FTA	PCT.	REB	AST	ST	TO	BL	PTS	AVG
2004-05	45	712	71	164	.433	0	1	.000	34	59	.576	220	17	8	37	39	176	3.9
2005-06	27	324	28	59	.475	0	1	.000	6	14	.429	110	4	9	16	23	62	2.3
<b>Totals</b>	<b>72</b>	<b>1036</b>	<b>99</b>	<b>223</b>	<b>.443</b>	<b>0</b>	<b>1</b>	<b>.000</b>	<b>40</b>	<b>73</b>	<b>.547</b>	<b>330</b>	<b>21</b>	<b>17</b>	<b>53</b>	<b>62</b>	<b>238</b>	<b>3.3</b>

## HAYWOODE WORKMAN

**College:** Oral Roberts **Position:** G **Number:** 3 **Height:** 6-3 **Weight:** 200 **Born:** 1/23/66 **Acquired:** Claimed off waivers from Milwaukee (February 9, 2000). **Departed:** Rights renounced (September 14, 2000).

	GP	MIN	FG	FGA	PCT.	3PM	3PA	PCT.	FT	FTA	PCT.	REB	AST	ST	BL	PTS	AVG
1999-00	13	102	8	28	.286	3	14	.214	1	2	.500	9	17	9	0	20	1.5

## ANTOINE WRIGHT

**College:** Texas A&M **Position:** G/F **Number:** 21 **Height:** 6-7 **Weight:** 215 **Born:** 2/6/84 **Acquired:** Traded by Dallas with forward Devean George in exchange for forward Shawn Marion, forward Kris Humphries, centre Nathan Jawai and cash considerations. **Departed:** Free agent (July 1, 2010).

	GP	MIN	FG	FGA	PCT	3FG	3FGA	PCT	FT	FTA	PCT	REB	AST	ST	BLK	PTS	AVG
2009-10	67	1392	162	399	.406	58	173	.335	53	77	.688	190	71	30	11	435	6.5

## JULIAN WRIGHT

**College:** Kansas **Position:** F **Number:** 14 **Height:** 6-8 **Weight:** 225 **Born:** 5/20/1987 **Acquired:** Traded by New Orleans for guard Marco Belinelli (August 11, 2010). **Departed:** Free agent (July 1, 2011).

	GP	MIN	FG	FGA	PCT.	3PM	3PA	PCT.	FT	FTA	PCT.	REB	AST	ST	BL	PTS	AVG
2010-11	52	766	82	160	.513	2	10	.200	22	43	.512	118	58	39	20	188	3.6

## SHARONE WRIGHT

**College:** Clemson **Position:** C **Number:** 4 **Height:** 6-11 **Weight:** 260 **Born:** 1/30/73 **Acquired:** Traded by Philadelphia to Toronto for Tony Massenburg, Ed Pinckney, and two draft picks (February 22, 1996). **Departed:** Retired (January 25, 1999).

	GP	MIN	FG	FGA	PCT.	3PM	3PA	PCT.	FT	FTA	PCT.	REB	AST	ST	BL	PTS	AVG
1995-96	11	298	65	128	.508	1	3	.333	50	73	.685	57	11	6	10	181	16.5
1996-97	60	1009	161	403	.400	0	1	.000	68	133	.511	186	28	15	50	390	6.5
1997-98	7	44	7	14	.500	0	0	---	2	4	.500	9	4	0	0	16	2.3
<b>Totals</b>	<b>78</b>	<b>1351</b>	<b>233</b>	<b>545</b>	<b>.428</b>	<b>1</b>	<b>4</b>	<b>.250</b>	<b>120</b>	<b>210</b>	<b>.571</b>	<b>252</b>	<b>43</b>	<b>21</b>	<b>60</b>	<b>587</b>	<b>7.5</b>

## BEN UZOH

**College:** Tulsa **Position:** G **Number:** 218 **Height:** 6-2 **Weight:** 205 **Born:** 3/19/88 **Acquired:** Signed to a 10-day contract (March 27, 2012). **Departed:** Free agent (July 1, 2012).

	GP	MIN	FG	FGA	PCT.	3PM	3PA	PCT.	FT	FTA	PCT.	REB	AST	ST	BL	PTS	AVG
2011-12	16	357	33	94	.351	0	1	.000	11	19	.579	63	59	16	3	77	4.8



## 1995

**JUNE 2:** Hired Brendan Malone as head coach.

**JUNE 24:** Selected guard B.J. Armstrong (Chicago), forward Tony Massenburg (Los Angeles Clippers), centre Andres Guibert (Minnesota), guard Keith Jennings (Golden State), forward Dantonio Wingfield (Seattle), forward Doug Smith (Dallas), forward Jerome Kersey (Portland), centre Zan Tabak (Houston), guard Willie Anderson (San Antonio), forward Ed Pinckney (Milwaukee), centre Acie Earl (Boston), guard B.J. Tyler (Philadelphia), forward/centre John Salley (Miami) and centre/forward Oliver Miller (Detroit) in the NBA Expansion Draft.

**JUNE 28:** Selected guard Damon Stoudamire with the seventh overall pick in the NBA Draft and guard Jimmy King with the 35th pick.

**JULY 20:** Signed guard Vincenzo Esposito as a free agent.

**AUGUST 3:** Hired John Shumate, Darrell Walker and Bob Zuffelato as assistant coaches.

**SEPTEMBER 18:** Acquired centre Victor Alexandar, forward Carlos Rogers and the draft rights to forward Dwayne Whitfield, guard Martin Lewis and guard Michael McDonald from the Golden State Warriors for guard B.J. Armstrong.

**OCTOBER 3:** Invited guard Gerrod Abram, centre Thomas Hamilton, guard Alvin Robertson, forward Kendrick Warren, guards Chris Whitney and Wayne Yearwood to training camp.

**OCTOBER 4:** Waived forward Jerome Kersey.

**OCTOBER 12:** Waived guard Gerrod Abram and guard Wayne Yearwood.

**OCTOBER 17:** Waived centre Thomas Hamilton and forward Kendrick Warren.

**OCTOBER 31:** Signed forward Tracy Murray as a free agent.

**NOVEMBER 2:** Waived centre Andres Guibert, forward Dwayne Whitfield and guard Chris Whitney. Placed guard Vincenzo Esposito (strained groin), forward Tony Massenburg (broken right foot), and guard B.J. Tyler (left leg nerve damage) on the injured list.

**NOVEMBER 11:** Activated guard Vincenzo Esposito and placed Victor Alexandar (sore right ankle) on the injured list.

**DECEMBER 22:** Activated forward Tony Massenburg and placed guard Vincenzo Esposito (strained groin) on the injured list.

## 1996

**FEBRUARY 2:** Forward/Centre John Salley and the Raptors reached an agreement whereby his contract was bought out.

**FEBRUARY 7:** Activated guard Vincenzo Esposito.

**FEBRUARY 18:** Acquired guard Doug Christie, forward/centre Herb Williams and cash from the New York Knicks for guard Willie Anderson and centre Victor Alexandar.

**FEBRUARY 19:** Placed centre Acie Earl (strained lower back) on the injured list.

**FEBRUARY 22:** Acquired centre Sharonne Wright from the Philadelphia 76ers for forwards Tony Massenburg, Ed Pinckney and the right to swap first-round draft picks in either 1996 or 1997 and a second-round option.

**FEBRUARY 23:** Waived forward/centre Herb Williams and re-signed forward Dwayne Whitfield (left knee effusion) and placed him on the injured list.

**FEBRUARY 26:** Activated forward Dwayne Whitfield.

**MARCH 4:** Activated centre Acie Earl and placed forward Dwayne Whitfield (left knee effusion) on the injured list.

**MARCH 15:** Activated forward Dwayne Whitfield and placed guard Alvin Robertson (bruised toe) on the injured list.

**MARCH 22:** Placed centre Sharonne Wright (back spasms) on the injured list.

**MARCH 23:** Activated guard Alvin Robertson.

**APRIL 8:** Placed forward Carlos Rogers (strained neck) on the injured list.

**APRIL 9:** Signed centre Dan O'Sullivan to a 10-day contract.

**APRIL 21:** Activated forward Carlos Rogers.

**APRIL 22:** Named Darrell Walker as head coach after Brendan Malone stepped down from the position. Jim Thomas hired as assistant coach.

**JUNE 26:** Selected centre Marcus Camby with the second overall pick in the NBA Draft.

**JULY 1:** Renounced the rights to guard Vincenzo Esposito.

**JULY 23:** Acquired forward Popeye Jones, the New York Knicks 1997 first-round draft pick, and the right to switch 1997 first-round picks with the Minnesota Timberwolves from the Dallas Mavericks for guard Jimmy King and a second-round draft pick in 1997 and 1998. Renounced the rights to centre/forward Oliver Miller.

**JULY 24:** Acquired guard Hubert Davis from the New York Knicks for the Knicks 1997 first-round draft pick (acquired from Dallas on July 23). Renounced the rights to guard Martin Lewis, guard Alvin Robertson and forward Dwayne Whitfield.

**AUGUST 21:** Signed guard Duane Cooper as a free agent.

**AUGUST 29:** Signed forward Walt Williams as a free agent.

**SEPTEMBER 13:** Signed guard Mark Hughes as a free agent.

**OCTOBER 3:** Invited guard Harold Miner, centre Mike Smrek, guard Corey Gaines, Michael McDonald and guard Donald Whiteside to training camp.

**OCTOBER 6:** Waived guard Duane Cooper.

**OCTOBER 11:** Signed centre Benoit Benjamin as a free agent.

**OCTOBER 14:** Waived guards Harold Miner and Michael McDonald.

**OCTOBER 19:** Waived Corey Gaines and centre Mike Smrek.

**OCTOBER 31:** Waived guard B.J. Tyler and placed guard Mark Hughes (dislocated finger on right hand) on the injured list.

**NOVEMBER 12:** Waived centre Benoit Benjamin.

**NOVEMBER 13:** Signed free agent forward Brad Lohaus and waived guard Mark Hughes.

**NOVEMBER 16:** Signed free agent centre Melvin Robinson (right knee tendinitis) and placed him on the injured list.

**NOVEMBER 19:** Activated centre Melvin Robinson and placed centre Zan Tabak (left foot plantar fasciitis) on the injured list.

**NOVEMBER 27:** Waived centre Melvin Robinson.

**NOVEMBER 29:** Signed free agent guard John Long.

**NOVEMBER 30:** Activated centre Zan Tabak and placed forward Carlos Rogers (asthma) on the injured list.

**DECEMBER 2:** Signed free agent forward Earl Cureton and waived forward Brad Lohaus.

**DECEMBER 3:** Placed centre Zan Tabak (left foot plantar fasciitis) on the injured list.

# ALL-TIME TRANSACTIONS



**DECEMBER 8:** Activated forward Carlos Rogers.

**DECEMBER 16:** Placed centre Marcus Camby (strained lower back) on the injured list.

**DECEMBER 17:** Activated centre Zan Tabak.

**DECEMBER 26:** Activated centre Marcus Camby and placed guard Hubert Davis (right knee bone contusion) on the injured list.

## 1997

**JANUARY 6:** Signed free agent guard Martin Lewis and waived guard Donald Whiteside.

**JANUARY 12:** Signed Jimmy Oliver to a 10-day contract and placed forward/centre Earl Cureton (right knee tendinitis) on the injured list.

**JANUARY 22:** Placed centre Zan Tabak (left foot plantar fasciitis) on the injured list.

**JANUARY 23:** Signed centre/forward Clifford Rozier to a 10-day contract.

**JANUARY 25:** Signed forward Reggie Slater to a 10-day contract.

**FEBRUARY 1:** Signed centre/forward Clifford Rozier for the remainder of the season, activated guard Hubert Davis and placed guard Martin Lewis (bone contusion right forearm) on the injured list.

**FEBRUARY 3:** Signed forward Reggie Slater for the remainder of the season.

**FEBRUARY 13:** Signed free agent centre/forward Oliver Miller for the remainder of the season. Announced the retirement of forward Earl Cureton. Placed guard John Long (strained lower back) on the injured list.

**FEBRUARY 16:** Hired Brendan Suhr as an assistant coach.

**FEBRUARY 20:** Acquired guard Shawn Respert from the Milwaukee Bucks for centre Acie Earl.

**MARCH 23:** Activated guard Martin Lewis and placed guard Hubert Davis (sprained left ankle) on the injured list.

**APRIL 2:** Activated guard John Long and placed centre/forward Oliver Miller (sprained left ankle) on the injured list.

**JUNE 1:** Brendan Suhr leaves Raptors assistant coaching position for similar post with Orlando.

**JUNE 25:** Selected guard/forward Tracy McGrady with the ninth overall pick in the NBA Draft.

**JULY 2:** Renounced the rights to guard Hubert Davis.

**AUGUST 12:** Hired Bob Kloppenburg as an assistant coach. Bob Zuffelato promoted to front office.

**OCTOBER 2:** Invited forward Rowan Barrett, centre John Coker, guard Chris Garner, guard Martin Lewis, guard John Long, centre Julius Nwosu and guard Brandon Williams to training camp.

**OCTOBER 6:** Waived guard Martin Lewis.

**OCTOBER 9:** Waived centre Julius Nwosu.

**OCTOBER 10:** Acquired forward John Wallace from the New York Knicks in a three-team trade whereby Toronto dealt a lottery-protected first-round draft pick to New York and a second-round draft pick to Portland, centre Chris Dudley went to New York and a 1998 first-round draft pick went to Portland.

**OCTOBER 17:** Waived forward Rowan Barrett and centre John Coker.

**OCTOBER 21:** Claimed centre Ed Stokes off waivers from Seattle.

**OCTOBER 28:** Waived guard Brandon Williams.

**OCTOBER 30:** Placed guard John Long (broken jaw), centre Ed Stokes (tendinitis in his right Achilles tendon) and centre Sharone Wright (arm injuries) on the injured list.

**OCTOBER 31:** Signed guard Chris Garner.

**NOVEMBER 12:** Guard John Long announced retirement to take front office position. Activated centre Ed Stokes and placed forward Carlos Rogers (strained lower back) on the injured list.

**NOVEMBER 26:** Activated forward Carlos Rogers, placed centre Zan Tabak (sprained right ankle) and forward/guard Tracy MacGrady (sore left arch) on the injured list.

**NOVEMBER 28:** Signed free agent centre/forward Oliver Miller.

**DECEMBER 1:** Signed free agent forward/centre Tim Kempton and waived centre Ed Stokes.

**DECEMBER 7:** Activated forward/guard Tracy MacGrady and placed forward Popeye Jones (torn left ACL) on the injured list.

**DECEMBER 8:** Activated centre Zan Tabak and placed forward Carlos Rogers (strained lower back) on the injured list.

## 1998

**JANUARY 6:** Signed guard Lloyd Daniels and forward Bob McCann to 10-day contracts. Waived forward/centre Tim Kempton and received permission from the league for a hardship rule to sign an extra player due to the injury to forward Walt Williams.

**JANUARY 12:** Waived forward Bob McCann. Activated forward Carlos Rogers and placed forward Walt Williams (hyperextended left knee) on the injured list.

**JANUARY 24:** Activated forward Walt Williams and placed guard Chris Garner (right ankle tendinitis) on the injured list.

**JANUARY 26:** Elected not to renew the contract of guard Lloyd Daniels.

**FEBRUARY 3:** Activated guard Chris Garner.

**FEBRUARY 4:** Placed centre Zan Tabak (fractured metacarpal bone) on the injured list.

**FEBRUARY 13:** Acquired guard Kenny Anderson, forward Gary Trent, guard Alvin Williams, two first round draft picks, one second round pick and cash from the Portland Trail Blazers for guard Damon Stoudamire, forward Walt Williams and forward Carlos Rogers.

**FEBRUARY 13:** Promoted Butch Carter to interim head coach after Darrell Walker's resignation.

**FEBRUARY 18:** Acquired guard Chauncey Billups, guard Dee Brown, forward Roy Rogers and forward John Thomas from the Boston Celtics for guard Kenny Anderson, forward Popeye Jones and centre Zan Tabak. Placed guard Chris Garner (right ankle tendinitis) and guard Alvin Williams (right knee surgery) on the injured list.

**MARCH 7:** Activated centre Sharone Wright.

**MARCH 19:** Waived guard Shawn Respert. Activated guard Chris Garner from the injured list.

**MARCH 23:** Placed centre Sharone Wright (aggravated left shoulder) on the injured list.

**MARCH 26:** Activated forward Gary Trent.

**MARCH 29:** Activated guard Alvin Williams and placed forward Roy Rogers (inflammation of right knee) on the injured list.

**JUNE 9:** Acquired centre/forward Kevin Willis from the Houston Rockets for forward Roy Rogers and two first-round 1998 draft picks.

**JUNE 12:** Named Butch Carter as head coach on a full-time basis. Joe Harrington and Brian James hired as assistant coaches. Bob Zuffelato promoted to director of basketball operations.

**JUNE 24:** Selected forward Antawn Jamison with the fourth overall pick in the NBA Draft and traded his draft rights to the Golden State Warriors for the draft rights to guard/forward Vince Carter, selected fifth overall, and cash considerations. Selected forward Tyson Wheeler with the 47th overall pick.

**JUNE 25:** Acquired forward Charles Oakley, the draft rights to forward Sean Marks (selected 44th overall in the 1998 draft) and cash from New York for centre Marcus Camby.

## 1999

**JANUARY 21:** Acquired guard Micheal Williams, the rights to forward Zeljko Rebraca, a 1999 first-round draft pick from Denver and a future first-round draft pick from Minnesota in a three-team deal whereby guard Chauncey Billups and the rights to forward Tyson Wheeler went to Denver and centre Dean Garrett and guard Bobby Jackson went to Minnesota.

**JANUARY 21:** Signed free agent centre Michael Stewart.

**JANUARY 21:** Invited guard Mark Baker, forward Rowan Barrett, centre Will Cunningham, guard Negele Knight, and Jermaine Walker to training camp.

**JANUARY 22:** Signed free agent guard Alvin Williams.

**JANUARY 25:** Announced the retirement of centre Sharone Wright.

**JANUARY 27:** Waived forward Rowan Barrett and Jermaine Walker.

**FEBRUARY 4:** Placed guard Negele Knight (sprained right ankle) and centre Michael Williams (left foot plantar fasciitis) on the injured list.

**FEBRUARY 15:** Placed guard Mark Baker (strained right hip flexor) on the injured list.

**FEBRUARY 17:** Waived centre Will Cunningham. Activated guard Negele Knight.

**FEBRUARY 19:** Signed free agent forward Paul Rogers and waived guard Mark Baker. Placed forward Sean Marks (strained lower back) and Paul Rogers (broken ankle) on the injured list.

**MARCH 11:** Activated centre Michael Williams and placed guard Negele Knight (lower back strain) on the injured list.

**MARCH 16:** Activated forward Sean Marks and placed guard Michael Williams (sore left foot) on the injured list.

**APRIL 30:** Activated guard Negele Knight and placed forward Sean Marks (lower back strain) on the injured list.

**JUNE 30:** Selected forward Jonathan Bender with the fifth overall pick in the NBA Draft and centre Aleksandar Radojevic with the 12th pick.

**AUGUST 1:** Acquired forward/centre Antonio Davis from Indiana for the draft rights to forward Jonathan Bender. Renounced the rights to guard Micheal Williams.

**AUGUST 5:** Signed free agent guard Dell Curry.

**AUGUST 10:** Re-signed free agent centre Michael Stewart.

**AUGUST 31:** Re-signed free agent forward Charles Oakley. Renounced the rights to guard Negele Knight, Paul Rogers and forward Reggie Slater.

**SEPTEMBER 23:** Signed free agent guard Muggsy Bogues.

**OCTOBER 4:** Invited forward Antonio Lang and Percy Miller to training camp.

**OCTOBER 27:** Waived forward Antonio Lang and Percy Miller.

**NOVEMBER 1:** Placed guard Dee Brown (sore left knee) and forward Sean Marks (left knee patellar tendinitis) on the injured list.

**NOVEMBER 4:** Placed centre Aleksandar Radojevic (torn medial meniscus left knee) on the injured list.

**NOVEMBER 13:** Activated forward Sean Marks from the injured list.

**NOVEMBER 16:** Activated guard Dee Brown and placed forward Sean Marks (left knee patellar tendinitis) on the injured list.

**DECEMBER, 26:** Activated forward Sean Marks and placed guard Dell Curry (left foot plantar fasciitis) on the injured list.

## 2000

**JANUARY 14:** Signed forward Antonio Lang to a 10-day contract and placed guard Dee Brown (sore left knee) on the injured list.

**JANUARY 25:** Signed forward Antonio Lang to a second 10-day contract.

**JANUARY 26:** Activated guard Dell Curry and placed forward Sean Marks (left knee patellar tendinitis) on the injured list.

**FEBRUARY 4:** Elected not to renew the contract of forward Antonio Lang.

**FEBRUARY 9:** Claimed guard Haywoode Workman off waivers from Milwaukee.

**FEBRUARY 23:** Activated guard Dee Brown and placed centre Michael Stewart (sprained right knee) on the injured list.

**MARCH 14:** Activated centre Michael Stewart and placed guard Dee Brown (upper respiratory tract infection) on the injured list.

**MARCH 26:** Activated guard Dee Brown and placed guard Haywoode Workman (back spasms) on the injured list.

**APRIL 18:** Activated centre Aleksandar Radojevic and guard Haywoode Workman and placed guard Muggsy Bogues (upper respiratory tract infection) and centre/forward Kevin Willis (upper respiratory tract infection) on the injured list.

**JUNE 13:** Relieved Butch Carter of head coaching duties.

**JUNE 21:** Named Lenny Wilkens head coach.

**JUNE 28:** Selected forward/guard Morris Peterson with the 21st overall pick in the NBA Draft and guard DeeAndre Hulett with the 46th overall pick.

**JULY 13:** Named Stan Albeck, Jim Brewer and Craig Neal assistant coaches, joining Brian James.

**AUGUST 3:** Acquired a first-round pick from the Orlando Magic for guard Tracy McGrady.

**AUGUST 11:** Signed free agent guard Mark Jackson.

**SEPTEMBER 14:** Re-signed free agent guard Muggsy Bogues and renounced rights to forward Sean Marks and guard Haywoode Workman.

**SEPTEMBER 29:** Acquired forward Corliss Williamson from Sacramento in exchange for guard Doug Christie.

**OCTOBER 2:** Invited forward Kornel David, forward/centre Taymon Domzalski, guard Curtis Hayward, forward Jacob Jaacks, centre Garth Joseph, guard Jeff Sheppard and forward Kendrick Spruel to training camp.

**OCTOBER 7:** Waived forward Jacob Jaacks and forward Kendrick Spruel.

**OCTOBER 18:** Waived forward/centre Taymon Domzalski.

**OCTOBER 20:** Signed forward Tyrone Corbin and claimed centre Nick Sheppard off waivers from Utah.

# ALL-TIME TRANSACTIONS



**OCTOBER 23:** Waived guard Curtis Hayward.

**OCTOBER 25:** Signed forward Vladimir Stepania.

**OCTOBER 26:** Waived guard Jeff Sheppard and centre Nick Sheppard.

**OCTOBER 30:** Waived forward Vladimir Stepania. Placed centre Garth Joseph (strained left rib cage muscle), centre Aleksander Radojevic (back surgery) and centre Michael Stewart (left knee surgery) on the injured list.

**NOVEMBER 10:** Activated centre Garth Joseph and placed guard Muggsy Bogues (right knee surgery) on the injured list.

**NOVEMBER 18:** Activated centre Michael Stewart and placed centre Garth Joseph (bruised left rib) on the injured list.

**DECEMBER 5:** Activated centre Garth Joseph and placed forward Kornel David (back spasms) on the injured list.

**DECEMBER 14:** Activated forward Kornel David and placed centre Garth Joseph (strained right groin) on the injured list.

## 2001

**JANUARY 12:** Acquired centre Keon Clark, forward Tracy Murray and centre Mamadou N'diaye from Denver in exchange for centre/forward Kevin Willis, centre Garth Joseph, centre Aleksandar Radojevic and a second-round draft pick. Placed forward Tyrone Corbin (right knee effusion) and forward Kornel David (back spasms) on the injured list.

**JANUARY 23:** Activated guard Muggsy Bogues and placed centre Mamadou N'diaye (strained groin) on the injured list.

**FEBRUARY 3:** Activated centre Mamadou N'diaye and placed guard Muggsy Bogues (sore right knee) on the injured list.

**FEBRUARY 22:** Acquired guard Chris Childs and a first-round draft pick (originally Seattle's) from New York in exchange for guards Mark Jackson and Muggsy Bogues. Acquired forward Jerome Williams and centre Eric Montross from Detroit in exchange for forwards Corliss Williamson, Tyrone Corbin, Kornel David and a future first-round draft pick (acquired from Orlando). Placed centre Mamadou N'diaye (strained groin) on the injured list.

**JUNE 27:** Selected forward Michael Bradley with the 17th pick in the NBA Draft.

**JULY 18:** Re-signed forward Jerome Williams. Acquired forward Brian Skinner from Chicago for forward Charles Oakley and a second-round draft pick. Acquired a second-round draft pick in the 2002 NBA Draft for forward Zeljko Rebraca.

**JULY 20:** Re-signed guard Alvin Williams and forward Antonio Davis.

**AUGUST 1:** Signed a contract extension with forward Vince Carter.

**AUGUST 2:** Acquired centre Hakeem Olajuwon from Houston for a first- and second-round draft pick in the 2002 NBA Draft.

**SEPTEMBER 28:** Guards Carlos Arroyo and Mark Davis and forward Sean Colson invited to training camp.

**OCTOBER 12:** Waived forward Sean Colson.

**OCTOBER 24:** Waived guard Mark Davis.

**OCTOBER 26:** Acquired forward Don MacLean and cash from the Miami Heat in exchange for trading centre Brian Skinner to the Cleveland Cavaliers. To complete the three-way deal, the Heat acquired forward/centre Chris Gatling from the Cavaliers in exchange for guard Ricky Davis.

**OCTOBER 29:** Waived forward Don MacLean.

**OCTOBER 29:** Placed guard Dell Curry (strained left hamstring), and centres Mamadou N'diaye (lower back dysfunction) and Michael Stewart (sore left knee) on the injured list.

**NOVEMBER 13:** Activated guard Dell Curry and placed forward Jerome Williams (bruised right knee) on the injured list.

**NOVEMBER 22:** Activated forward Jerome Williams and placed forward Michael Bradley (bruised right clavicle) on the injured list.

**DECEMBER 9:** Activated forward Michael Bradley and placed guard Carlos Arroyo (right Achilles tendinitis) on the injured list.

**DECEMBER 20:** Activated guard Carlos Arroyo and placed guard Chris Childs (sore right ankle/Achilles) on the injured list.

**DECEMBER 28:** Activated centre Michael Stewart and placed centre Hakeem Olajuwon (toe infection left foot) on the injured list.

## 2002

**JANUARY 2:** Activated guard Chris Childs and placed centre Michael Stewart (left knee inflammation) on the injured list.

**JANUARY 4:** Activated centre Mamadou N'diaye and placed forward/guard Morris Peterson (spiral fracture of the right index finger) on the injured list.

**JANUARY 7:** Waived guard Carlos Arroyo.

**JANUARY 8:** Activated centre Hakeem Olajuwon.

**JANUARY 10:** Signed guard Jermaine Jackson to a 10-day contract; placed centre Mamadou N'diaye (left quadriceps tendinitis) on the injured list.

**JANUARY 19:** Signed guard Jermaine Jackson to a second 10-day contract.

**JANUARY 30:** Signed guard Jermaine Jackson for the remainder of the season.

**JANUARY 31:** Activated centre Michael Stewart and placed centre Hakeem Olajuwon (strained right quadriceps) on the injured list.

**FEBRUARY 12:** Activated centre Mamadou N'diaye and guard Morris Peterson; placed forward Vince Carter (strained left quadriceps) and forward Jerome Williams (high right ankle sprain) on the injured list.

**FEBRUARY 22:** Activated forward Jerome Williams and placed centre Mamadou N'diaye (right foot plantar fasciitis) on the injured list.

**FEBRUARY 24:** Activated guard/forward Vince Carter and centre Hakeem Olajuwon; placed forwards Tracy Murray (back spasms) and Michael Bradley (right ankle sprain) on the injured list.

**MARCH 17:** Activated forward Michael Bradley and placed centre Michael Stewart (hernia) on the injured list.

**MARCH 28:** Signed guard Derrick Dial to a 10-day contract.

**APRIL 7:** Signed guard Derrick Dial for the remainder of the season.

**JUNE 26:** Selected guard Kareem Rush with the 20th pick in the NBA Draft. Acquired guard Lindsey Hunter and the draft rights to forward/guard Chris Jefferies from the Los Angeles Lakers for forward Tracy Murray and the draft rights to guard Kareem Rush.

**JULY 22:** Rescinded qualifying offer to centre Keon Clark.

**JULY 26:** Signed free agent centre Nate Huffman.

**AUGUST 26:** Exercised contract option on guard Morris Peterson.

**SEPTEMBER 25:** Acquired forward Lamond Murray and a second-round draft pick from Cleveland for centre Michael Stewart and a first-round draft pick.

**SEPTEMBER 28:** Signed free agent centre/forward Jelani McCoy.

**SEPTEMBER 30:** Signed first-round draft pick forward Chris Jefferies to a contract through 2004-05.

**OCTOBER 14:** Released guard Robert Conley, forward Giannoulis Giannoulis and forward Jerod Ward.

**OCTOBER 23:** Signed guard Voshon Lenard.

**OCTOBER 28:** Released guard Jeff Myers, placed forward Lamond Murray (Lisfranc ligament tear, right midfoot), and centres Hakeem Olajuwon (lower back) and Eric Montross (stress reaction to a micro fracture in the talus bone, left foot) on the injured list.

**NOVEMBER 6:** Signed centre Greg Foster after the team was granted a special roster exemption under the NBA hardship rule.

**NOVEMBER 20:** Signed guard Jermaine Jackson after the team was granted a special roster exemption under the NBA hardship rule.

## 2003

**JANUARY 7:** Released guard Jermaine Jackson and centre Greg Foster.

**JANUARY 8:** Signed guard Rafer Alston and forward Art Long to 10-day contracts.

**JANUARY 14:** Signed forward Damone Brown to a 10-day contract with a third special roster exemption granted under the NBA's hardship rule.

**JANUARY 16:** Terminated the contract of centre Nate Huffman.

**JANUARY 18:** Signed guard Rafer Alston for the remainder of the season and forward Art Long to a second 10-day contract.

**JANUARY 23:** Released forward Damone Brown.

**JANUARY 27:** Released forward Art Long and signed forward/centre Zendon Hamilton to a 10-day contract.

**FEBRUARY 10:** Signed forward Maceo Baston for the remainder of the season and elected not to renew the contract of forward/centre Zendon Hamilton.

**APRIL 17:** Agreed to end Lenny Wilkens' coaching tenure.

**JUNE 18:** Kevin O'Neill became the fifth head coach in Raptors' history.

**JUNE 26:** Selected Chris Bosh with the fourth overall pick in the NBA Draft. Acquired draft rights to Matt Bonner from Chicago and selected Remon Van de Hare with the 52nd pick.

**JUNE 30:** Qualifying offer made to forward Maceo Baston.

**JULY 16:** Signed free agents forward Jerome Moiso and guard Milt Palacio.

**JULY 17:** Signed free agent centre Mengke Bateer.

**AUGUST 13:** Raptors sign free agents guard Rick Brunson and forward George Williams.

**AUGUST 26:** Centre Eric Montross retires. Kevin O'Neill named Bob Beyer, Shaun Brown, Tony Brown, Ron Oliver, Jim Sann and Jay Triano to Raptors coaching staff.

**AUGUST 28:** Acquired forward Michael Curry from Detroit for guard Lindsey Hunter.

**SEPTEMBER 17:** Signed free-agent centre Ken Johnson.

**OCTOBER 27:** Released centres Ken Johnson, Hakeem Olajuwon and Stanley Roberts, and forward George Williams.

**NOVEMBER 9:** Activated guard Rick Brunson and placed forward Chris Jefferies (lower back strain) on the injured list.

**DECEMBER 1:** Acquired guard/forward Jalen Rose, and forwards Donyell Marshall and Lonny Baxter from Chicago in exchange for forward Antonio Davis, and forwards Jerome Williams and Chris Jefferies. Placed Rick Brunson (strained right hamstring) on the injured list.

**DECEMBER 16:** Acquired guard Roger Mason Jr. from Chicago in exchange for guard Rick Brunson. Placed Mengke Bateer (strained left knee) on the injured list.

**DECEMBER 30:** Activated centre Mengke Bateer and placed forward Lamond Murray (sore lower back) on the injured list.

## 2004

**JANUARY 2:** Acquired centre Robert Archibald from Orlando for centre Mengke Bateer, the rights to second-round draft pick Remon Van de Hare and the option to exchange second-round draft positions in the 2005 NBA draft.

**JANUARY 10:** Activated forward Lamond Murray and placed guard Milt Palacio (minor fracture, in his left wrist) on the injured list.

**JANUARY 21:** Activated guard Milt Palacio and placed forward Michael Curry on the injured list with bone chips in his right elbow.

**FEBRUARY 10:** Activated forward Michael Curry and placed guard/forward Jalen Rose (fracture of the fourth metacarpal in his left hand) on the injured list.

**FEBRUARY 20:** Activated forward Michael Bradley and placed guard/forward Vince Carter (moderate left ankle sprain) on the injured list.

**FEBRUARY 21:** Suspended forward Lamond Murray for one game for conduct detrimental to the team. (Served Feb. 22 vs. Sacramento)

**FEBRUARY 24:** Signed free-agent guard Jannero Pargo, placed forward Lonny Baxter (right knee tendonitis) on the injured list and waived centre Eric Montross.

**FEBRUARY 28:** Signed free-agent guard Dion Glover, placed guard Alvin Williams (arthroscopic surgery, right knee) on the injured list and waived forward Lonny Baxter.

**MARCH 2:** Activated guard/forward Vince Carter and placed forward Michael Bradley (right knee tendinosis) on the injured list.

**MARCH 5:** Signed free-agent guard Rod Strickland for the remainder of the season and waived guard Jannero Pargo.

**MARCH 12:** Signed free-agent forward Corie Blount for the remainder of the season, placed guard Milt Palacio (swollen left knee) on the injured list and waived forward Michael Bradley.

**MARCH 14:** Activated guard/forward Jalen Rose and placed centre Robert Archibald (sore lower back) on the injured list.

**MARCH 17:** Activated guard Alvin Williams and placed guard Roger Mason Jr. (sprained left ankle) on the injured list.

**MARCH 24:** Activated guard Milt Palacio and placed guard Alvin Williams (sore right knee) on the injured list.

**MARCH 31:** Activated centre Robert Archibald and placed centre Jerome Moiso (right hip flexor strain) on the injured list.

**APRIL 1:** Announced that Glen Grunwald's contract as senior vice-president and general manager, which expires June 30, 2004, will not be renewed and he relinquishes his general manager position effective immediately.

**APRIL 7:** Activated guard Roger Mason Jr. and placed guard Rod Strickland (sore upper back) on the injured list.

**APRIL 16:** Dismissed Head Coach Kevin O'Neill, along with assistants Bob Beyer, Tony Brown, Ron Oliver and Jim Sann.

**JUNE 7:** Announced Rob Babcock as Raptors general manager, Wayne Embry as senior advisor to the general manager and Alex English as director of player development / scout.



# ALL-TIME TRANSACTIONS



**JUNE 24:** Selected centre Rafael Araujo with the eighth pick in the NBA Draft. Acquired the draft rights to forward centre/forward Pape Sow and a 2005 second-round pick from the Miami Heat for the draft rights to centre Albert Miralles.

**JUNE 29:** Sam Mitchell became the sixth head coach in Raptors' history.

**JUNE 30:** Named Pete Babcock director of NBA player personnel.

**JULY 2:** Named Alex English, Jay Triano and Jim Todd as assistant coaches. Mike Evans named as a scout.

**JULY 14:** Signed free-agent guard Rafer Alston.

**JULY 22:** Named Scott Howard director of international player personnel and Mike McCollow assistant director of player personnel / director of video scouting.

**AUGUST 18:** Signed free-agent centre Loren Woods.

**SEPTEMBER 20:** Signed free-agent forward Matt Bonner.

**OCTOBER 4:** Signed free-agent forward Ousmane Cisse and guard Norm Richardson.

**OCTOBER 22:** Released forward Ousmane Cisse and guard Norm Richardson.

**NOVEMBER 1:** Placed centre/forward Jerome Moiso (left hamstring strain), Pape Sow (left knee tendinitis) and Alvin Williams (right knee inflammation) on the injured list.

**NOVEMBER 12:** Activated forward/centre Jerome Moiso and placed forward Donyell Marshall (strained right hamstring) on the injured list.

**NOVEMBER 13:** Activated forward Pape Sow and placed Roger Mason Jr. (sprained left ankle) on the injured list.

**NOVEMBER 27:** Activated forward Donyell Marshall and placed forward Pape Sow (left knee bursitis) on the injured list.

**DECEMBER 10:** Activated forward Pape Sow and placed guard/forward Vince Carter (strained left Achilles tendon) on the injured list.

**DECEMBER 16:** Waived guard Roger Mason Jr.

**DECEMBER 17:** Acquired forward Eric Williams, forward/centre Aaron Williams, centre Alonzo Mourning and two first-round picks from the Nets in exchange for guard/forward Vince Carter. Waived centre Jerome Moiso.

**DECEMBER 27:** Activated centre Rafael Araujo and placed centre Alonzo Mourning (right knee tendonitis) on the injured list.

## 2005

**JANUARY 30:** Suspended guard Rafer Alston for two games for conduct detrimental to the team. (Served January 30 versus Phoenix and February 2 at Indiana)

**FEBRUARY 11:** Reached an agreement with centre Alonzo Mourning to buy out the remaining two years of his contract.

**MARCH 4:** Activated forward/centre Pape Sow and placed forward Eric Williams (right calf strain) on the injured list.

**MARCH 25:** Activated forward Eric Williams and placed centre Loren Woods (sprained left shoulder) on the injured list.

**APRIL 9:** Signed guard Omar Cook to a 10-day contract and placed Donyell Marshall (strained right Achilles tendon) on the injured list.

**APRIL 11:** Named Wayne Embry special basketball advisor to the president.

**APRIL 19:** Signed guard Omar Cook for the remainder of the season.

**JUNE 27:** Exercised contract option on forward Chris Bosh.

**JUNE 28:** Selected forward Charlie Villanueva (seventh overall), forward Joey Graham (16th), guard Roko Ukic (41st) and forward Uros Slokar (58th) in the NBA Draft.

**AUGUST 3:** Signed free-agent guard Jose Calderon.

**AUGUST 9:** Re-signed forward/centre Pape Sow. Signed guard Chris Duhon to an offer sheet.

**AUGUST 15:** Designated centre Alonzo Mourning for the amnesty provision under the new Collective Bargaining Agreement. Offer sheet to Chris Duhon matched by Chicago.

**AUGUST 22:** Re-signed forward Matt Bonner.

**SEPTEMBER 1:** Waived forward Lamond Murray.

**OCTOBER 3:** Signed guards Tierre Brown, Robert Pack and Corey Williams, forward Bryant Matthews and centre Toree Morris.

**OCTOBER 4:** Traded guard Rafer Alston to Houston for guard Mike James.

**OCTOBER 22:** Released guards Tierre Brown and Robert Pack along with forward Brant Matthews.

**OCTOBER 27:** Released guard Corey Williams and centre Toree Morris.

**NOVEMBER 16:** Signed free-agent guard Darrick Martin and designated centre/forward Pape Sow inactive.

**NOVEMBER 20:** Assigned centre/forward Pape Sow to the Arkansas RimRockers of the NBA Development League.

**DECEMBER 9:** Named Gene Keady assistant coach.

**DECEMBER 30:** Activated centre Loren Woods and placed guard Jose Calderon on the inactive list (sore right heel).

## 2006

**JANUARY 6:** Activated guard Jose Calderon and placed centre/forward Aaron Williams on the inactive list (stomach virus).

**JANUARY 15:** Activated centre Loren Woods and placed guard Mike James on the inactive list (sore lower back).

**JANUARY 18:** Recalled centre/forward Pape Sow from the Arkansas RimRockers of the NBA Development League.

**JANUARY 20:** Activated centre/forward Pape Sow and placed centre Rafael Araujo on the inactive list.

**JANUARY 26:** Relieved General Manager Rob Babcock of his duties. Named Special Advisor to the President Wayne Embry, Interim General Manager.

**JANUARY 27:** Relieved Director of NBA Player Development Pete Babcock, and Director of International Player Development, Scott Howard, of their duties.

**JANUARY 31:** Acquired two future second-round draft picks from New Orleans/Oklahoma City in exchange for centre/forward Aaron Williams.

**FEBRUARY 3:** Acquired centre/forward Antonio Davis from the New York Knicks in exchange for guard/forward Jalen Rose, a future first-round draft choice and an undisclosed amount of cash.

**FEBRUARY 27:** Named Rudy D'Amico, Darrell Hedric and Larry Siegfried to the scouting staff.

**FEBRUARY 28:** Named Bryan Colangelo president and general manager.

**MARCH 15:** Signed free-agent guard Andre Barrett to a 10-day contract and designated guard Jose Calderon inactive.

**MARCH 23:** Waived centre Antonio Davis.

**MARCH 25:** Signed guard Andre Barrett to a second 10-day contract.

**MARCH 27:** Signed centre James Lang to a 10-day contract.

**APRIL 3:** Released centre James Lang.

**APRIL 4:** Signed guard Andre Barrett for the remainder of the season and the 2006-07 season.

**JUNE 8:** Acquired forward Kris Humphries and centre Robert Whaley from the Utah Jazz for centre Rafael Araujo.

**JUNE 21:** Acquired centre Rasha Nesterovic and cash considerations from San Antonio for forwards Eric Williams and Matt Bonner, and a future second-round draft pick.

**JUNE 21:** Waived center Robert Whaley.

**JUNE 22:** Named Maurizio Gherardini vice president and assistant general manager.

**JUNE 27:** Exercised third-year options on forwards Joey Graham and Charlie Villanueva.

**JUNE 28:** Selected forward Andrea Bargnani (first overall) and forward P.J. Tucker (35th pick) in the NBA Draft. Traded the draft rights to forward Edin Bavcic (56th pick) to Philadelphia for cash considerations.

**JUNE 30:** Acquired guard T.J. Ford and cash considerations from Milwaukee for forward Charlie Villanueva.

**JULY 1:** Signed first-round draft pick forward Andrea Bargnani to a rookie scale contract through 2007-08, with two team option years to follow.

**JULY 13:** Signed free-agent guard Anthony Parker to a multi-year contract. Waived guard Andre Barrett.

**JULY 14:** Signed forward Chris Bosh to a multi-year contract extension.

**JULY 24:** Signed free-agent forward Jorge Garajosa to a multi-year contract.

**JULY 25:** Signed forward P.J. Tucker to a multi-year contract.

**JULY 26:** Signed free-agent guard Fred Jones to a multi-year contract. Released guard Alvin Williams.

**JULY 27:** Signed forward Uros Slokar to a contract for the 2006-07 season.

**SEPTEMBER 27:** Re-signed guard Darrick Martin to a contract for the 2006-07 season.

**OCTOBER 15:** Released forward LaVell Blanchard and centre Cezary Trybanski.

**OCTOBER 31:** Signed guard T.J. Ford to a multi-year extension. Exercised a fourth-year team option on forward Kris Humphries.

**NOVEMBER 14:** Placed forward Kris Humphries (sprained right ankle) on the inactive list and activated guard Darrick Martin.

**NOVEMBER 20:** Placed forward Kris Humphries (sprained right ankle) on the inactive list and activated guard Darrick Martin.

**NOVEMBER 22:** Placed guard Morris Peterson (partial tendon tear, left elbow) on the inactive list and activated forward Uros Slokar.

**NOVEMBER 27:** Named Dave Hopla as the team's Basketball Development Consultant.

**DECEMBER 8:** Placed forward Andrea Bargnani on the inactive list (sore lower back) and activated guard Darrick Martin.

**DECEMBER 10:** Placed forward Chris Bosh (bone bruise, left knee) and guard Darrick Martin on the inactive list. Activated forwards Andrea Bargnani and P.J. Tucker.

**DECEMBER 27:** Placed guard Morris Peterson (strained right-hamstring) on the inactive list. Activated forward Uros Slokar.

## 2007

**JANUARY 5:** Assigned forward P.J. Tucker to the Colorado 14ers of the NBA Development League. Activated forward Jorge Garajosa.

**JANUARY 22:** Placed guard T.J. Ford on the inactive list (sore right ankle). Activated forward Pape Sow.

**JANUARY 24:** Placed forward Andrea Bargnani on the inactive list (flu-like symptoms). Activated forward Uros Slokar.

**JANUARY 31:** Placed guard Fred Jones (dislocated middle finger, right hand) and Pape Sow on the inactive list. Activated guard T.J. Ford. And forward Uros Slokar.

**FEBRUARY 5:** Recalled P.J. Tucker from the Colorado 14ers of the NBA Development League and placed on the inactive list.

**FEBRUARY 22:** Acquired guard Juan Dixon from the Portland Trail Blazers for guard/forward Fred Jones.

**FEBRUARY 28:** Placed guard Anthony Parker on the inactive list (sprained right ankle). Activated guard Darrick Martin.

**MARCH 3:** Placed forward Andrea Bargnani on the inactive list (family reasons). Activated forward P.J. Tucker.

**MARCH 5:** Reassigned forward P.J. Tucker to the Colorado 14ers of the NBA Development League.

**MARCH 24:** Released forward P.J. Tucker.

**MARCH 25:** Signed forward Luke Jackson to a 10-day contract.

**APRIL 4:** Signed forward Luke Jackson to a second 10-day contract.

**APRIL 14:** Signed forward Luke Jackson for the remainder of the season.

**MAY 21:** Re-signed Head Coach Sam Mitchell to a multi-year contract.

**JUNE 14:** Named Mike Evans assistant coach.

**JUNE 15:** Acquired guard Carlos Delfino from the Detroit Pistons in exchange for a second-round draft pick in 2009 and 2011.

**JUNE 28:** Acquired forward the draft rights to Giorgos Printezis from the San Antonio Spurs in exchange for Toronto's second-round pick in the 2008 NBA Draft

**JULY 10:** Signed free-agent forward Jamario Moon to a multi-year contract.

**JULY 11:** Signed free-agent forward Jason Kapono to a multi-year contract.

**JULY 23:** Signed free-agent forward Maceo Baston to a multi-year contract.

**JULY 30:** Named Masai Ujiri Director of Global Scouting.

**SEPTEMBER 12:** Named Eric Hughes as the team's Basketball Development Consultant.

**SEPTEMBER 29:** Signed Wayne Embry to a contract extension through 2009-10.

**SEPTEMBER 29:** Signed guard Darrick Martin through the 2007-08 season.

**OCTOBER 5:** Exercised a third-year team option on forward Andrea Bargnani.

**OCTOBER 29:** Exercised a fourth-year team option on forward Joey Graham.

**OCTOBER 29:** Waived forward Luke Jackson.

**OCTOBER 31:** Signed forward Kris Humphries to a contract extension through 2010-11.

**NOVEMBER 4:** Placed forward Joey Graham on the inactive list (strained left quad). Activated forward Jamario Moon.

# ALL-TIME TRANSACTIONS



**NOVEMBER 16:** Placed forward Rasho Nesterovic on the inactive list (sprained right ankle). Activated forward Maceo Baston.

**NOVEMBER 20:** Placed forward Jorge Garbajosa on the inactive list (left ankle/leg injury). Activated guard Darrick Martin.

**NOVEMBER 25:** Placed guard T.J. Ford on the inactive list (arm stinger). Activated forward Joey Graham.

**NOVEMBER 30:** Placed forward Chris Bosh on the inactive list (right groin strain). Activated forward Maceo Baston.

**DECEMBER 3:** Placed forward Andrea Bargnani on the inactive list (hyper-extended left knee). Activated guard T.J. Ford.

**DECEMBER 12:** Placed guard T.J. Ford on the inactive list (arm stinger). Activated guard Darrick Martin.

## 2008

**FEBRUARY 11:** Placed forward Joey Graham on the inactive list (strained right quad). Activated guard Darrick Martin.

**FEBRUARY 13:** Placed guard T.J. Ford on the inactive list (sprained right wrist). Activated forward Maceo Baston.

**FEBRUARY 21:** Acquired centre Primoz Brezec and cash from Detroit in exchange for guard Juan Dixon.

**MARCH 2:** Placed forward Chris Bosh on the inactive list (sore right knee). Activated forward Maceo Baston.

**MARCH 16:** Placed centre Primoz Brezec on the inactive list (sore groin). Activated guard Darrick Martin.

**MARCH 27:** Signed forward Linton Johnson to a 10-day contract. Waived guard Darrick Martin.

**APRIL 2:** Waived Linton Johnson.

**MAY 15:** Exercised team-option on forward Jamarion Moon.

**MAY 16:** Centre Rasho Nesterovic exercises player option.

**JUNE 18:** Release forward Jorge Garbajosa.

**JUNE 26:** Selected centre Roy Hibbert (17th overall) in the NBA Draft.

**JULY 8:** Signed free-agent forward Hassan Adams to a multi-year contract.

**JULY 9:** Acquired centre Jermaine O'Neal and the draft rights to forward Nathan Jawai from the Indiana Pacers in exchange for guard T.J. Ford, forwards Rasho Nesterovic and Maceo Baston and the draft rights to centre Roy Hibbert.

**JULY 9:** Re-signed guard Jose Calderon to a multi-year contract.

**JULY 11:** Signed forward Nathan Jawai to a multi-year contract.

**JULY 12:** Named Gord Herbert as assistant coach/player development.

**JULY 13:** Signed guard Jarret Jack to an offer sheet.

**JULY 16:** Signed guard Roko Ukic to a multi-year contract.

**JULY 22:** Promoted Maurizio Gherardini to Senior Vice-President of Basketball Operations, Marc Eversley to Assistant General Manager, Player Development, Masai Ujiri to Assistant General Manager, Player Personnel, Jim Kelly to Senior Director of Player Personnel, Steve Fruitman to Director of Basketball Administration, and Micah Nori to Director of NBA Scouting.

**JULY 28:** Signed free-agent guard Will Solomon.

**SEPTEMBER 30:** Signed forward Jamal Sampson.

**OCTOBER 22:** Waived forward Jamal Sampson.

**OCTOBER 27:** Exercised fourth-year team option on forward Andrea Bargnani.

**OCTOBER 29:** Placed centre Nathan Jawai on the inactive list.

**DECEMBER 3:** Relieved Sam Mitchell of head coaching duties and named assistant coach Jay Triano head coach on an interim basis.

**DECEMBER 14:** Signed free-agent centre Jake Voskuhl.

## 2009

**JANUARY 7:** Traded guard Hassan Adams and cash considerations to the L. A. Clippers for a conditional second round pick.

**FEBRUARY 13:** Traded centre Jermaine O'Neal, forward Jamarion Moon and a conditional draft pick to Miami for forward Shawn Marion, guard Marcus Banks and cash considerations.

**FEBRUARY 19:** Traded guard Will Solomon to Sacramento and received centre Patrick O'Bryant in a three-team trade that also saw Sacramento receive cash considerations from Boston, while Boston received a conditional second-round pick in 2014 from Sacramento.

**FEBRUARY 26:** Assigned forward Nathan Jawai to the Idaho Stampede of the NBA D-League.

**MARCH 6:** Signed centre Pops Mensah-Bonsu for the remainder of the season.

**MARCH 23:** Recalled forward Nathan Jawai from the Idaho Stampede of the NBA D-League.

**MARCH 24:** Signed guard Quincy Douby to a 10-day contract.

**APRIL 3:** Reassigned forward Nathan Jawai to the Idaho Stampede of the NBA D-League.

**APRIL 3:** Signed guard Quincy Douby to a second 10-day contract.

**APRIL 13:** Signed guard Quincy Douby for the remainder of the season.

**JUNE 9:** Acquired forward Reggie Evans from Philadelphia in exchange for guard/forward Jason Kapono.

**JUNE 16:** Extended a qualifying offer to restricted free-agent guard/forward Carlos Delfino.

**JUNE 25:** Selected forward DeMar DeRozan ninth overall in the NBA Draft.

**JUNE 29:** Extended a qualifying offer to restricted free-agent forward Pops Mensah-Bonsu.

**JULY 6:** Withdrew qualifying offers to guard/forward Carlos Delfino and forward Pops Mensah-Bonsu.

**JULY 8:** Signed forward Andrea Bargnani to a multi-year extension.

**JULY 9:** Acquired forward Hedo Turkoglu in a sign and trade with Orlando, plus forward Devean George and guard Antoine Wright from Dallas as part of a four team trade. Dallas received forward Shawn Marion, forward Kris Humphries and forward Nathan Jawai, plus guard Greg Buckner from Memphis. The Grizzlies received forward Jerry Stackhouse from Dallas and a future second-round draft pick from Toronto. Orlando received cash considerations from Toronto.

**JULY 9:** Signed first-round draft pick DeMar DeRozan to a rookie scale contract.

**JULY 9:** Signed Jarrett Jack to an offer sheet.

**JULY 21:** Signed free-agent guard Jarrett Jack to a multi-year contract.

**JULY 30:** Signed free-agent centre Rasho Nesterovic to a one-year contract.

**JULY 30:** Acquired guard Marco Belinelli from Golden State in exchange for forward Devean George and cash considerations.

**AUGUST 18:** Acquired forward Amir Johnson and guard-forward Sonny Weems from the Milwaukee Bucks for guard-forward Carlos Delfino and guard Roko Ukic.

**OCTOBER 28:** Placed forward Reggie Evans (left midfoot sprain), guard Sonny Weems (sore left foot) and Quincy Douby on the inactive list.

**OCTOBER 29:** Exercised a fourth-year team option on guard Marco Belinelli.

**NOVEMBER 12:** Released guard Quincy Douby.

**NOVEMBER 15:** Placed guard-forward Antoine Wright on the inactive list (sore left ankle). Activated guard Marcus Banks.

**NOVEMBER 17:** Claimed forward Pops Mensah-Bonsu off waivers from Houston.

**NOVEMBER 17:** Placed forward Hedo Turkoglu (sore left hip) and guard Marcus Banks on the inactive list. Activated guard-forward Antoine Wright and forward Pops Mensah-Bonsu.

**NOVEMBER 18:** Placed guard-forward Antoine Wright on the inactive list (sore left ankle). Activated forward Hedo Turkoglu.

**NOVEMBER 22:** Placed guard Marco Belinelli on the inactive list (sore left groin). Activated guard Marcus Banks.

**DECEMBER 8:** Placed guard Jose Calderon on the inactive list (sore left hip). Activated guard Marcus Banks.

**DECEMBER 9:** Placed centre-forward Andrea Bargnani on the inactive list (sore right ankle). Activated centre Patrick O'Bryant.

**DECEMBER 13:** Placed guard Jose Calderon on the inactive list (sore left hip). Activated guard Marcus Banks.

## 2010

**JANUARY 3:** Placed forward Hedo Turkoglu (upper respiratory) on the inactive list. Activated centre Patrick O'Bryant.

**JANUARY 5:** Waived forward Pops Mensah-Bonsu.

**JANUARY 10:** Placed guard Marcus Banks on the inactive list (upper respiratory infection). Activated centre Patrick O'Bryant.

**JANUARY 17:** Placed guard Marco Belinelli on the inactive list (flu like symptoms). Activated centre Patrick O'Bryant.

**JANUARY 19:** Placed guard Sonny Weems on the inactive list (pulled rib muscle). Activated guard Marco Belinelli.

**JANUARY 22:** Placed centre Andrea Bargnani on the inactive list (sore lower back). Activated centre Patrick O'Bryant.

**JANUARY 27:** Placed forward DeMar DeRozan (sprained right ankle) on the inactive list. Activated guard Marcus Banks.

**FEBRUARY 3:** Placed guard Jose Calderon on the inactive list (sprained right ankle). Activated forward DeMar DeRozan.

**FEBRUARY 7:** Placed guard Marco Belinelli on the inactive list (sore left ankle). Activated guard Jose Calderon.

**FEBRUARY 10:** Placed forward Hedo Turkoglu (personal reasons) and centre Patrick O'Bryant on the inactive list. Activated forward Reggie Evans and guard Marco Belinelli.

**FEBRUARY 19:** Placed forward Chris Bosh on the inactive list (sprained left ankle). Activated guard Marcus Banks.

**MARCH 1:** Placed guard Jose Calderon on the inactive list (right elbow laceration). Activated guard Marcus Banks.

**MARCH 7:** Placed forward Hedo Turkoglu on the inactive list (sore left ankle). Activated forward Chris Bosh.

**MARCH 17:** Placed guard-forward Antoine Wright on the inactive list (sore right ankle). Activated guard Marcus Banks.

**MARCH 20:** Placed guard Marco Belinelli on the inactive list (sore lower back). Activated forward Antoine Wright.

**MARCH 26:** Placed forward Hedo Turkoglu on the inactive list (stomach flu). Activated guard Marco Belinelli.

**APRIL 4:** Signed forward Joey Dorsey for the remainder of the season.

**APRIL 4:** Placed forward Joey Dorsey on the inactive list.

**APRIL 7:** Placed forward Chris Bosh on the inactive list (maxilla and nasal fracture). Activated centre Patrick O'Bryant.

**APRIL 11:** Placed guard-forward Antoine Wright on the inactive list (sprained left ankle). Activated guard Marcus Banks.

**JUNE 24:** Selected forward Ed Davis 13th overall in the draft. Acquired the draft rights to centre Solomon Alabi from Dallas in exchange for a conditional second-round pick in 2013 and cash considerations.

**JULY 6:** Signed first-round draft pick Ed Davis to a rookie scale contract.

**JULY 8:** Re-signed forward Amir Johnson to a multi-year contract. Signed forward Linas Kleiza to an offer sheet.

**JULY 9:** Acquired two 2011 first-round draft picks and a trade exemption from Miami in a sign-and-trade for forward Chris Bosh.

**JULY 14:** Acquired guard Leandro Barbosa and forward/centre Dwayne Jones from Phoenix in exchange for forward Hedo Turkoglu.

**JULY 17:** Signed free-agent forward Linas Kleiza to a multi-year contract.

**JULY 28:** Acquired centre David Andersen and cash considerations from Houston in exchange for a 2015 protected second-round pick.

**AUGUST 11:** Acquired forward Julian Wright from New Orleans in exchange for guard Marco Belinelli.

**SEPTEMBER 15:** Signed free-agent forward Ronald Dupree.

**SEPTEMBER 30:** Exercised third-year team option on guard/forward DeMar DeRozan.

**OCTOBER 19:** Waived forward Ronald Dupree.

**OCTOBER 27:** Placed forward Ed Davis (right knee meniscus), guard Marcus Banks and centre Solomon Alabi on the inactive list.

**NOVEMBER 6:** Placed guard Sonny Weems on the inactive list (right knee tendonitis). Activated guard Marcus Banks.

**NOVEMBER 10:** Placed centre David Andersen (flu like symptoms) and guard Leandro Barbosa (left shoulder strain) on the inactive list. Activated centre Joey Dorsey and centre Solomon Alabi.

**NOVEMBER 12:** Placed forward Linas Kleiza (right achilles tendinitis) on the inactive list. Activated forward Ed Davis.

**NOVEMBER 13:** Placed forward Ed Davis (right knee meniscus) on the inactive list. Activated centre David Andersen.

**NOVEMBER 15:** Assigned centre Solomon Alabi to the Erie BayHawks (NBDL).

**NOVEMBER 20:** Acquired forward Peja Stojakovic, guard Jerry Bayless and cash considerations from New Orleans in exchange for guard Jarrett Jack, guard Marcus Banks and centre David Andersen.

**NOVEMBER 21:** Assigned centre Ed Davis to the Erie BayHawks (NBDL).

**NOVEMBER 28:** Placed forward Reggie Evans (fractured right foot) on the inactive list.

**NOVEMBER 29:** Recalled forward Ed Davis from the Erie BayHawks (NBDL).

**DECEMBER 1:** Activated forward Ed Davis.

**DECEMBER 9:** Recalled centre Solomon Alabi from the Erie BayHawks (NBDL).

# ALL-TIME TRANSACTIONS



**DECEMBER 10:** Placed guard Jose Calderon (sore left foot) on the inactive list. Activated centre Solomon Alabi.

**DECEMBER 17:** Placed forward Peja Stojakovic (swollen left knee) on the inactive list. Activated guard Jose Calderon.

**DECEMBER 26:** Re-signed forward Ronald Dupree.

**DECEMBER 27:** Placed centre Andrea Bargnani (strained left calf) on the inactive list.

## 2011

**JANUARY 4:** Placed guard-forward Sonny Weems on the inactive list (back spasms). Activated centre Andrea Bargnani.

**JANUARY 5:** Waived forward Ronald Dupree.

**JANUARY 6:** Reassigned centre Solomon Alabi to the Erie BayHawks (NBDL).

**JANUARY 13:** Signed guard Sundiata Gaines to a 10-day contract.

**JANUARY 14:** Recalled centre Solomon Alabi from the Erie BayHawks (NBDL).

**JANUARY 20:** Waived forward Peja Stojakovic.

**JANUARY 24:** Acquired centre Alexis Ajinca, a future second-round draft pick and cash considerations from Dallas in exchange for the draft rights to Giorgos Printezis.

**JANUARY 24:** Signed guard Sundiata Gaines to second 10-day contract.

**JANUARY 24:** Placed guard Leandro Barbosa (strained right hamstring) and centre Alexis Ajinca on the inactive list. Activated guard Sonny Weems.

**JANUARY 26:** Waived guard Sundiata Gaines early from his 10-day contract. Signed guard Trey Johnson to a 10-day contract.

**JANUARY 26:** Placed forward Linas Kleiza (sore right knee) on the inactive list. Activated centre Alexis Ajinca.

**FEBRUARY 7:** Signed guard Trey Johnson to second 10-day contract.

**FEBRUARY 8:** Placed guard Jerryd Bayless (sprained right knee) on the inactive list. Activated guard Leandro Barbosa.

**FEBRUARY 11:** Placed forward Amir Johnson (sprained right ankle) on the inactive list. Activated Solomon Alabi.

**FEBRUARY 18:** Elected not to resign guard Trey Johnson for the remainder of the season.

**FEBRUARY 22:** Acquired forward James Johnson from Chicago in exchange for a 2011 first-round draft pick.

**FEBRUARY 23:** Placed centre Joey Dorsey on the inactive list (lower back spasms).

**MARCH 9:** Placed centre Andrea Bargnani on the inactive list (flu-like symptoms). Activated forward Reggie Evans.

**MARCH 9:** Reassigned centre Solomon Alabi to the Erie BayHawks (NBDL).

**MARCH 11:** Placed forward Amir Johnson on the inactive list (sprained left ankle). Activated centre Andrea Bargnani.

**MARCH 26:** Placed forward Reggie Evans on the inactive list (sore right foot). Activated centre Joey Dorsey.

**APRIL 2:** Placed guard Jose Calderon on the inactive list (sore left hamstring). Activated centre Joey Dorsey.

**APRIL 3:** Recalled centre Solomon Alabi from the Erie BayHawks (NBDL).

**APRIL 3:** Placed centre Andrea Bargnani on the inactive list. Activated centre Solomon Alabi.

**APRIL 5:** Placed guard Leandro Barbosa on the inactive list (sore right pinky finger). Activated centre Andrea Bargnani.

**APRIL 6:** Placed centre Andrea Bargnani on the inactive list (sore right ankle). Activated guard Jose Calderon.

**APRIL 8:** Placed guard Jose Calderon (sore left hamstring) on the inactive list. Activated guard Leandro Barbosa.

**JUNE 1:** Declined team option for head coach Jay Triano. Retained Triano as a special assistant to the president and general manager.

**JUNE 21:** Named Dwane Casey as the eighth head coach in team history.

**JUNE 23:** Selected centre Jonas Valanciunas fifth overall in the NBA Draft.

**JUNE 24:** Exercised fourth-year team options on guard DeMar DeRozan and forward James Johnson. Exercised third-year team option on forward Ed Davis.

**JUNE 25:** Guard Leandro Barbosa exercised player option for the 2011-12 season.

**JUNE 27:** Extend qualifying offer to guard-forward Sonny Weems.

**JULY 13:** Named Johnny Davis and Tom Sterner as assistant coaches. Retained Scott Roth, Micah Nori and Eric Hughes.

**OCTOBER 27:** Named Ed Stefanski as executive vice-president of basketball operations.

**DECEMBER 9:** Signed centre Jamaal Magloire - the first Canadian to sign with the Raptors.

**DECEMBER 10:** Signed forward Rasual Butler to a one-year contract.

**DECEMBER 10:** Signed forward Gary Forbes to an offer sheet.

**DECEMBER 11:** Signed Centre Aaron Gray to a one-year contract.

**DECEMBER 12:** Signed guard Anthony Carter to a one-year contract.

**DECEMBER 14:** Signed forward Gary Forbes to a multi-year contract.

**DECEMBER 26:** Placed Linas Kleiza (right knee surgery) and Aaron Gray (rapid heart rate) on the inactive list.

**DECEMBER 30:** Placed centre Aaron Gray (rapid heart rate) on the inactive list. Activated centre Solomon Alabi.

## 2012

**JANUARY 4:** Assigned centre Solomon Alabi to the Bakersfield Jam of the NBA D-League.

**JANUARY 18:** Placed guard Jerryd Bayless (sprained left ankle) on the inactive list. Activated centre Aaron Gray.

**JANUARY 22:** Recalled centre Solomon Alabi from the Bakersfield Jam of the NBA D-League.

**JANUARY 22:** Placed forward Andrea Bargnani (strained left calf) on the inactive list. Activated guard Jerryd Bayless.

**JANUARY 24:** Placed centre Jamaal Magloire on the inactive list. Activated forward Andrea Bargnani.

**JANUARY 27:** Placed forward Andrea Bargnani (strained left calf) on the inactive list. Activated centre Solomon Alabi.

**JANUARY 29:** Placed guard Leandro Barbosa (sore left ankle) on the inactive list. Activated guard Anthony Carter.

**JANUARY 31:** Placed centre Solomon Alabi on the inactive list. Activated guard Leandro Barbosa.



**FEBRUARY 1:** Placed forward Linas Kleiza on the inactive list. Activated centre Solomon Alabi.

**FEBRUARY 3:** Placed centre Solomon Alabi on the inactive list. Activated forward Linas Kleiza.

**FEBRUARY 10:** Placed guard Jerryd Bayless (sore left ankle) on the inactive list. Activated centre Solomon Alabi.

**FEBRUARY 17:** Placed forward Linas Kleiza (sore left ankle) on the inactive list. Activated guard Jerryd Bayless.

**FEBRUARY 28:** Placed centre Solomon Alabi (upper respiratory infection) on the inactive list. Activated forward Linas Kleiza.

**MARCH 11:** Placed guard Jose Calderon (sprained right ankle) on the inactive list. Activated centre Solomon Alabi.

**MARCH 15:** Traded guard Leandro Barbosa to Indiana in exchange for a second-round draft pick and cash considerations.

**MARCH 15:** Waived guard Anthony Carter.

**MARCH 23:** Waived forward Rasual Butler.

**MARCH 26:** Signed guard-forward Alan Anderson to a 10-day contract.

**MARCH 27:** Signed guard Ben Uzoh to a 10-day contract.

**MARCH 28:** Placed guard Jerryd Bayless (left hip pointer) on the inactive list.

**APRIL 6:** Signed guard Justin Dentmon to a 10-day contract.

**APRIL 6:** Signed guard-forward Alan Anderson and guard Ben Uzoh to second 10-day contracts.

**APRIL 6:** Placed guard Gary Forbes on the inactive list (sore left knee). Activated guard Justin Dentmon.

**APRIL 9:** Placed forward Andrea Bargnani on the inactive list (left calf tightness). Activated centre Solomon Alabi.

**APRIL 10:** Signed guard-forward Alan Anderson and guard Ben Uzoh for the remainder of the season. Elected not renew the 10-day contract of guard Justin Dentmon.

**APRIL 27:** Extended the contract of Dwane Casey through the 2013-14 season.

**JUNE 29:** Selected guard Terrence Ross (8th), forward Quincy Acy (37th) and forward Tomislav Zubcic (56th) in the NBA Draft.

**JUNE 29:** Extended qualifying offers guard Jerryd Bayless and forward Sonny Weems.

**JULY 10:** Signed first-round draft pick Terrence Ross to a rookie scale contract.

**JULY 11:** Signed guard/forward Landry Fields to an offer sheet.

**JULY 11:** Acquired guard Kyle Lowry from Houston in exchange for guard/forward Gary Forbes and a future first-round pick.

**JULY 15:** Signed guard/forward Landry Fields.

**JULY 16:** Signed forward Quincy Acy to a multi-year contract.

**JULY 16:** Acquired a 2014 second-round draft pick from Sacramento in exchange for forward James Johnson.

**JULY 18:** Signed first-round draft pick Jonas Valanciunas to a rookie scale contract.

**JULY 27:** Signed free agent guard John Lucas III and re-signed centre Aaron Gray.

**JULY 30:** Re-signed forward Alan Anderson.

**SEPTEMBER 12:** Signed free-agent forward Dominic McGuire.

**SEPTEMBER 18:** Re-signed centre Jamaal Magloire.

**SEPTEMBER 21:** Signed free-agent guard Jerel McNeal and free-agent forward Chris Wright.

# ALL-TIME JERSEY NUMBERS

**00**

Chris Garner Eric Montross

**0**

Marco Belinelli James Johnson

**1**

Tracy McGrady Chris Childs  
Chris Jefferies Rod Strickland  
Omar Cook P.J. Tucker  
Primož Brezec Roko Ukić  
Jarrett Jack Justin Dentmon

**2**

Oliver Miller, Voshon Lenard  
Jannero Pargo, Darrick Martin  
Sundiata Gaines James Johnson  
**Landry Fields**

**3**

Zan Tabak Chauncey Billups  
Mark Baker Haywoode Workman  
Tracy Murray Loren Woods  
Juan Dixon Hassan Adams  
Marcus Banks Gary Forbes  
**Kyle Lowry**

**4**

Vincenzo Esposito Sharone Wright  
Michael Stewart Jelani McCoy  
Chris Bosh **Quincy Acy**

**5**

Michael Bradley Jalen Rose  
Will Solomon Quincy Douby  
Jerry Bayless **John Lucas III**

**6**

Bob McCann Jerome Moiso  
Luke Jackson Jermaine O'Neal  
**Alan Anderson**

**7**

Alvin Robertson Benoit Benjamin  
Clifford Rozier Dee Brown  
Keon Clark Nate Huffman  
**Andrea Bargnani**

**8**

Jermaine Jackson **Jose Calderon**

**9**

Tony Massenburg Sharone Wright  
Roy Rogers Kornel David  
Rick Brunson Pape Sow  
Maceo Baston Joey Dorsey  
Rasual Butler

**10**

Mit Palacio Uros Slokar  
**DeMar DeRozan**

**11**

Negele Knight Lindsey Hunter  
Rafer Alston T.J. Ford  
**Linas Kleiza**

**12**

Donald Whiteside John Thomas  
Rafer Alston Michael Curry  
Andre Barrett Rasha Nesterovic  
Ronald Dupree Trey Johnson

**13**

Doug Christie Mark Jackson  
Jerome Williams Mike James  
Linton Johnson Patrick O'Bryant  
David Andersen

**14**

Muggsy Bogues Maceo Baston  
Mengke Bateer Joey Graham  
Julian Wright

**15**

Vince Carter Jorge Garbajosa  
**Amir Johnson**

**16**

Matt Bonner Peja Stojakovic

**17**

Eric Williams **Jonas Valanciunas**

**18**

Anthony Parker Ben Uzoh

**20**

Damon Stoudamire Alvin Williams  
Fred Jones Carlos Delfino  
Leandro Barbosa

**21**

Marcus Camby Antonio Lang  
Carlos Arroyo Lamond Murray  
Nathan Jawai Antoine Wright  
Jamaal Magloire

**22**

John Salley Alvin Williams  
Sean Marks Dion Glover

**23**

Dwayne Whitfield Tyrone Corbin

**24**

Jimmy King Jimmy Oliver  
Reggie Slater Shawn Respert  
Micheal Williams Morris Peterson  
Jason Kapono Sonny Weems

**25**

Oliver Miller John Long  
Lloyd Daniels Aleksandar Radojevic  
Anthony Carter

**26**

Hedo Turkoglu

**30**

Oliver Miller Dell Curry  
Reggie Evans

**31**

Shawn Respert Roger Mason Jr.  
Charlie Villanueva Shawn Marion  
**Terrence Ross**

**32**

Herb Williams Martin Lewis  
Garth Joseph Mamdou N'diaye  
Chris Jefferies **Ed Davis**

**33**

Carlos Rogers Brad Lohaus  
Gary Trent Antonio Davis  
Michael Bradley Jamario Moon

**34**

Carlos Rogers Charles Oakley  
Hakeem Olajuwon Robert Archibald  
Aaron Williams **Aaron Gray**

**35**

Tracy Murray Earl Cureton  
Reggie Slater Corliss Williamson  
Lonny Baxter

**40**

Willie Anderson Ed Stokes  
Tim Kempton

**42**

Walt Williams Kevin Willis  
Art Long Mengke Bateer  
Donyell Marshall Alexis Ajinca

**43**

Kris Humphries

**44**

Martin Lewis Hubert Davis  
John Wallace Derrick Dial  
Greg Foster Corie Blount  
Pops Mensah-Bonsu

**50**

Solomon Alabi

**52**

Dan O'Sullivan

**54**

Ed Pinckney Popeye Jones  
Will Cunningham Damone Brown  
Zendon Hamilton

**55**

Acie Earl Rafael Araujo

**77**

Jake Voskuhl

## OPENING NIGHT STARTING LINEUPS

DATE	OPPONENT	RESULT	LOCATION	GUARD	GUARD	CENTRE	FORWARD	FORWARD
Nov. 3, 1995	New Jersey	W 94-79	SkyDome	Damon Stoudamire	Alvin Robertson	Zan Tabak	Carlos Rogers	Ed Pinckney
Nov. 1, 1996	New York	L 107-99	SkyDome	Damon Stoudamire	Doug Christie	Zan Tabak	Popeye Jones	Walt Williams
Oct. 31, 1997	Miami	L 114-101	Miami Arena	Damon Stoudamire	Doug Christie	Zan Tabak	Marcus Camby	Walt Williams
Feb. 5, 1999	Boston	W 103-92	FleetCenter	Alvin Williams	Doug Christie	Kevin Willis	Charles Oakley	Vince Carter
Nov. 2, 1999	Boston	L 103-90	Air Canada Centre	Alvin Williams	Doug Christie	Antonio Davis	Charles Oakley	Vince Carter
Oct. 31, 2000	Detroit	L 104-95	Air Canada Centre	Mark Jackson	Corliss Williamson	Antonio Davis	Charles Oakley	Vince Carter
Oct. 30, 2001	Orlando	L 114-85	TD Waterhouse Center	Alvin Williams	Morris Peterson	Hakeem Olajuwon	Antonio Davis	Vince Carter
Oct. 30, 2002	Washington	W 74-68	Air Canada Centre	Alvin Williams	Morris Peterson	Jelani McCoy	Antonio Davis	Vince Carter
Oct. 29, 2003	New Jersey	W 90-87	Air Canada Centre	Alvin Williams	Michael Curry	Antonio Davis	Jerome Williams	Vince Carter
Nov. 3, 2004	Houston	W 95-88	Air Canada Centre	Rafer Alston	Jalen Rose	Loren Woods	Chris Bosh	Vince Carter
Nov. 2, 2005	Washington	L 99-96	Air Canada Centre	Mike James	Jalen Rose	Loren Woods	Chris Bosh	Joey Graham
Nov. 1, 2006	New Jersey	L 102-92	Continental Airlines Arena	T.J. Ford	Anthony Parker	Rasho Nesterovic	Chris Bosh	Morris Peterson
Oct. 31, 2007	Philadelphia	W 106-97	Air Canada Centre	T.J. Ford	Anthony Parker	Andrea Bargnani	Chris Bosh	Jason Kapono
Oct. 29, 2008	Philadelphia	W 95-84	Wachovia Center	Jose Calderon	Anthony Parker	Jermaine O'Neal	Chris Bosh	Jamario Moon
Oct. 28, 2009	Cleveland	W 101-91	Air Canada Centre	Jose Calderon	DeMar DeRozan	Andrea Bargnani	Chris Bosh	Hedo Turkoglu
Oct. 27, 2010	New York	L 98-93	Air Canada Centre	Jarrett Jack	DeMar DeRozan	Andrea Bargnani	Reggie Evans	Linas Kleiza
Dec. 26, 2011	Cleveland	W 104-96	Quicken Loans Arena	Jose Calderon	DeMar DeRozan	Andrea Bargnani	Amir Johnson	Rasual Butler

## SEASON OPENERS

1995	November 3	vs. New Jersey	W	94-79
1996	November 1	vs. New York	L	107-99
1997	October 31	at Miami	L	114-101
1998	February 5	at Boston	W	103-92
1999	November 2	vs. Boston	L	103-90
2000	October 31	vs. Detroit	L	104-95
2001	October 30	at Orlando	L	114-85
2002	October 30	vs. Washington	W	74-68
2003	October 29	vs. New Jersey	W	90-87
2004	November 3	vs. Houston	W	95-88
2005	November 2	vs. Washington	L	99-96
2006	November 1	at New Jersey	L	102-92
2007	October 31	vs. Philadelphia	W	106-97
2008	October 29	at Philadelphia	W	95-84
2009	October 28	vs. Cleveland	W	101-91
2010	October 27	vs. New York	L	98-93
2011	December 26	at Cleveland	W	104-96

Record in season openers: 9-8 (.529)

## HOME OPENERS

1995	November 3	vs. New Jersey	W	94-79
1996	November 1	vs. New York	L	107-99
1997	November 4	vs. Golden State	W	104-86
1998*	February 9	vs. Milwaukee	L	91-77
1999	November 2	vs. Boston	L	103-90
2000	October 31	vs. Detroit	L	104-95
2001	November 2	vs. Dallas	W	109-92
2002	October 30	vs. Washington	W	74-68
2003	October 29	vs. New Jersey	W	90-87
2004	November 3	vs. Houston	W	95-88
2005	November 2	vs. Washington	L	99-96
2006	November 3	vs. Milwaukee	W	109-92
2007	October 31	vs. Philadelphia	W	106-97
2008	October 31	vs. Golden State	W	112-108 (OT)
2009	October 28	vs. Cleveland	W	101-91
2010	October 27	vs. New York	L	98-93
2011	December 28	vs. Indiana	L	90-85

Record in home openers: 10-7 (.588)

## ALL-TIME COLLEGES

Alabama	Duke	Massachusetts (2)	St. John's (3)	<b>HIGH SCHOOL:</b>
Arizona (5)	Eastern Michigan	Memphis	St. Rose	Central Park Christian
Arkansas (5)	Florida	Meridian CC	Seton Hall	High School
Auburn	Florida International	Michigan (3)	Syracuse (2)	Eau Claire High School
Barton County CC	Fordham	Michigan State (4)	Temple (2)	Mount Zion Christian
Baylor	Fresno State (2)	Minnesota (3)	Tennessee State	Academy
Boise State	Georgetown	Morehead State	Texas (2)	Westchester High School
Bradley (2)	George Washington	Mount San Antonio	Texas A&M	
Brigham Young	Georgia (2)	Murray State	Texas-El Paso (2)	
Cal State Fullerton	Georgia Southern	North Carolina (4)	Tulane	<b>INTERNATIONAL:</b>
California (3)	Georgia Tech (4)	Northern Illinois	Tulsa	Argentina
Central Michigan	Hawaii	Notre Dame	UCLA (5)	Australia (2)
Cincinnati (2)	Houston	Ohio	UNLV (3)	Brazil (2)
Clemson (2)	Illinois	Ohio State (2)	USC	China
Colorado	Iowa (3)	Oklahoma St.	Villanova (3)	Croatia (2)
Colorado State	Jackson State (3)	Oral Roberts	Virginia	France
Connecticut (3)	Jacksonville	Oregon (2)	Virginia Tech	Hungary
Creighton	Kansas	Pepperdine	Virginia Union	Italy (3)
Dayton	Kentucky	Pittsburgh	Wake Forest (2)	Lithuania
DePaul (2)	LaSalle	Providence	Wyoming	Serbia
Detroit (2)	LSU	Purdue	Xavier	Slovenia (3)
Detroit Mercy	Louisville	Rutgers		Spain (2)
Duquesne	Maryland (4)	Seward County CC		Turkey



## ALL-STAR HISTORY

### ALL-STAR GAME PARTICIPANTS

PLAYERS	ROLE	YEAR	MIN	FG-FGA	3FG-FGA	FT-FTA	OR	DR	REB	AST	STL	BLK	PTS
Vince Carter	Starter	2000*	28	6-11	0-2	0-0	2	2	4	2	2	0	12
Vince Carter	Starter	2001*	24	7-18	1-4	1-1	1	2	3	4	1	1	16
Antonio Davis	Starter	2001	20	4-11	0-0	0-0	7	2	9	0	1	1	8
Vince Carter	Starter	2002*	INJURED - DID NOT PLAY										
Vince Carter	Starter	2003^	25	4-9	1-1	0-0	1	0	1	2	0	0	9
Vince Carter	Starter	2004*	16	5-7	1-3	0-0	1	1	2	0	2	0	11
Chris Bosh	Reserve	2006	17	3-7	0-0	2-3	2	6	8	2	0	0	8
Chris Bosh	Starter	2007	22	5-7	0-0	1-1	3	4	7	1	0	0	11
Chris Bosh	Starter	2008	22	7-15	0-0	0-2	2	5	7	0	0	0	14
Chris Bosh	Reserve	2009	INJURED - DID NOT PLAY										
Chris Bosh	Reserve	2010	29	9-16	0-0	5-7	2	8	10	1	2	0	23

\*Leading vote-getter.

^Carter relinquished his starting position to Michael Jordan.

### ALL-STAR WEEKEND

#### SLAM DUNK CONTEST

Vince Carter	2000 (1st)
Tracy McGrady	2000 (3rd)
Jamario Moon	2008 (3rd)
DeMar DeRozan	2010 (2nd)
DeMar DeRozan	2011 (3rd)

#### ROOKIE-SOPHOMORE GAME

Damon Stoudamire (MVP)	1996
Marcus Camby	1997
Tracy McGrady	1998
Morris Peterson	2001
Morris Peterson	2002
Chris Bosh	2004
Chris Bosh	2005
Charlie Villanueva	2006
Andrea Bargnani	2007
Jorge Garbajosa	2007
Andrea Bargnani	2008
Jamario Moon	2008
DeMar DeRozan	2011

#### THREE-POINT SHOOTING CONTEST

Walt Williams	1997 (4th)
Jason Kapono	2008 (1st)
Jason Kapono	2009 (3rd)





**Damon Stoudamire**  
1995-96 Rookie of the Year



**Vince Carter**  
1998-99 Rookie of the Year

## ROOKIE AWARDS

### NBA ROOKIE OF THE YEAR

Damon Stoudamire	1995-96
Vince Carter	1998-99

### ROOKIE OF THE MONTH

Damon Stoudamire	November, January	1995-96
Marcus Camby	March	1996-97
Vince Carter	March, April	1998-99
Charlie Villanueva	December	2005-06
Jorge Garbajosa	December	2006-07
Andrea Bargnani	January, February	2006-07
Jamario Moon	January	2007-08

### NBA ALL-ROOKIE TEAM

Damon Stoudamire	First Team	1995-96
Marcus Camby	First Team	1996-97
Vince Carter	First Team	1998-99
Morris Peterson	First Team	2000-01
Chris Bosh	First Team	2003-04
Charlie Villanueva	First Team	2005-06
Andrea Bargnani	First Team	2006-07
Jorge Garbajosa	First Team	2006-07
Jamario Moon	Second Team	2007-08

## COACHING AWARDS

### NBA COACH OF THE YEAR

Sam Mitchell	2006-07
--------------	---------

### NBA COACH OF THE MONTH

Lenny Wilkens	April 2002
Sam Mitchell	January 2007




**Sam Mitchell**  
2006-07 Coach of the Year

### NBA PLAYER OF THE WEEK

Vince Carter	March 15-21	1998-99
Vince Carter	November 15-21	1999-00
Vince Carter	February 21-27	1999-00
Vince Carter	February 28-March 3	2000-01
Vince Carter	November 5-11	2001-02
Vince Carter	December 1-7	2003-04
Vince Carter	March 15-21	2003-04
Chris Bosh	January 3-9	2004-05
Jalen Rose	February 21-27	2004-05
Mike James	January 2-8	2005-06
Chris Bosh	January 30-February 5	2005-06
Chris Bosh	March 26-April 1	2006-07
Chris Bosh	January 14-21	2007-08
Chris Bosh	October 28-November 2	2008-09
Chris Bosh	March 29-April 4	2009-10
Chris Bosh	January 25-31	2009-10

## ALL-NBA TEAMS



**VINCE CARTER**  
Second Team 1999-00  
Third Team 2000-01



**CHRIS BOSH**  
Second Team 2006-07





## RAPTORS NBA DRAFT SUMMARY

### JUNE 28, 1995 - SKYDOME, TORONTO

1. Damon Stoudamire, Arizona (7th)
2. Jimmy King, Michigan (35th)

### JUNE 26, 1996 - CONTINENTAL AIRLINES ARENA, NEW JERSEY

1. Marcus Camby, Massachusetts (2nd)

### JUNE 25, 1997 - CHARLOTTE COLISEUM, CHARLOTTE

1. Tracy McGrady, Mt. Zion Christian Academy (9th)

### JUNE 24, 1998 - GM PLACE, VANCOUVER

1. Antawn Jamison, North Carolina (4th)\*
2. Tyson Wheeler, Rhode Island (47th)

\*Jamison was traded on draft night to Golden State for the draft rights to Vince Carter (5th) and cash.

### JUNE 30, 1999 - MCI CENTER, WASHINGTON

1. Jonathan Bender, Picayune HS (5th)
2. Aleksandar Radojevic, Barton County CC (12th)

### JUNE 28, 2000 - TARGET CENTER, MINNESOTA

1. Morris Peterson, Michigan State (21st)
2. DeeAndre Hulett, Las Vegas Silver Bandits, IBL (46th)

### JUNE 27, 2001 - THE THEATER AT MADISON SQUARE GARDEN

1. Michael Bradley, Villanova (17th)

### JUNE 26, 2002 - THE THEATER AT MADISON SQUARE GARDEN

1. Kareem Rush, Missouri (20th)\*

\*Rush was traded on draft night with Tracy Murray to the Los Angeles Lakers for Lindsey Hunter and the draft rights to Chris Jefferies.

### JUNE 26, 2003 - THE THEATER AT MADISON SQUARE GARDEN

1. Chris Bosh, Georgia Tech (4th)
2. Matt Bonner, Florida (45th)\*
3. Remon Van de Hare, Spain (52nd)

\*Bonner was acquired on draft night from the Chicago Bulls for a future second-round draft pick.

### JUNE 26, 2004 - THE THEATER AT MADISON SQUARE GARDEN

1. Rafael Araujo, Brigham Young (8th)
2. Albert Miralles, Italy (39th)\*
3. Pape Sow, Cal-State Fullerton (47th)\*

\*Sow and a future second-round draft pick was acquired on draft night from the Miami Heat for the draft rights to Albert Miralles and a future second-round draft pick.

### JUNE 28, 2005 - THE THEATER AT MADISON SQUARE GARDEN

1. Charlie Villanueva, Connecticut (7th)
2. Joey Graham, Oklahoma State (16th)
3. Roko-Leni Ukic, Croatia (41st)
4. Uros Slokar, Slovenia (58th)

### JUNE 28, 2006 - THE THEATER AT MADISON SQUARE GARDEN

1. Andrea Bargnani, Benetton Treviso (1st)
2. P.J. Tucker, Texas (35th)

### JUNE 28, 2007 - THE THEATER AT MADISON SQUARE GARDEN

1. Giorgos Printezis, Greece (58th)\*

\*Printezis was acquired on draft night from the San Antonio Spurs for a future second-round draft pick.

### JUNE 26, 2008 - THE THEATER AT MADISON SQUARE GARDEN

1. Roy Hibbert, Georgetown (17th)\*

\*Hibbert was traded with T.J. Ford, Rasho Nesterovic and Maceo Baston to the Indiana Pacers for Jermaine O'Neal and the draft rights to Nathan Jawai.

### JUNE 25, 2009 - THE THEATER AT MADISON SQUARE GARDEN

1. DeMar DeRozan, Southern California (9th)

### JUNE 24, 2010 - THE THEATER AT MADISON SQUARE GARDEN

1. Ed Davis, North Carolina (13th)
2. Solomon Alabi, Florida State (50th)\*

\*Alabi was acquired on draft night from the Dallas Mavericks for a future second-round draft pick and cash considerations.

### JUNE 23, 2011 - PRUDENTIAL CENTER, NEW JERSEY

1. Jonas Valanciunas, Lithuania (5th)

### JUNE 28, 2012 - PRUDENTIAL CENTER, NEW JERSEY

1. Terrence Ross, Washington (8th)
2. Quincy Acy, Baylor (37th)
3. Tomislav Zubcic, Croatia (56th)

## RAPTOR DRAFT PICKS BY ORDER

### FIRST ROUND

PLAYER	PICK	YEAR
Andrea Bargnani	1st	2006
Marcus Camby	2nd	1996
Chris Bosh	4th	2003
Antawn Jamison	4th	1998
Jonas Valanciunas	5th	2011
Jonathan Bender	5th	1999
Charlie Villanueva	7th	2005
Damon Stoudamire	7th	1995
Terrence Ross	8th	2012
Rafael Araujo	8th	2004
DeMar DeRozan	9th	2009
Tracy McGrady	9th	1997
Aleksander Radojevic	12th	1999
Ed Davis	13th	2010
Joey Graham	16th	2005
Roy Hibbert	17th	2008
Michael Bradley	17th	2001
Kareem Rush	20th	2002
Morris Peterson	21st	2000

### SECOND ROUND

PLAYER	PICK	YEAR
P.J. Tucker	35th	2006
Jimmy King	35th	1995
Quincy Acy	37th	2012
Albert Miralles	39th	2004
Roko Ukic	41st	2005
Matt Bonner	45th	2003
DeeAndre Hulett	46th	2000
Pape Sow	47th	2004
Tyson Wheeler	47th	1998
Solomon Alabi	50th	2010
Remon Van de Hare	52nd	2003
Tomislav Zubcic	56th	2012
Giorgos Printezis	58th	2007
Uros Slokar	58th	2005



## EXPANSION DRAFT

JUNE 24, 1995

PICK	PLAYER	TEAM
1.	B.J. Armstrong	Chicago
2.	Tony Massenburg	L.A. Clippers
3.	Andres Guibert	Minnesota
4.	Keith Jennings	Golden State
5.	Dontonio Wingfield	Seattle
6.	Doug Smith	Dallas
7.	Jerome Kersey	Portland
8.	Zan Tabak	Houston
9.	Willie Anderson	San Antonio
10.	Ed Pinckney	Milwaukee
11.	Acie Earl	Boston
12.	B.J. Tyler	Philadelphia
13.	John Salley	Miami
14.	Oliver Miller	Detroit





# PRESEASON HISTORY

## TRAINING CAMP HISTORY

YEAR	CITY	VENUE	YEAR	CITY	VENUE
2012	Halifax, N.S	Canada Games Centre	2003	Toronto	Air Canada Centre
2011	Toronto	Air Canada Centre	2002	Waterloo	RIM Park
2010	Vancouver, B.C.	University of British Columbia	2001	Buffalo, N.Y.	Erie Community College
2009	Ottawa	Carleton University	2000	Buffalo, N.Y.	Erie Community College
2008	Ottawa	Carleton University	1999	Toronto	Air Canada Centre
2007	Treviso, Italy	Benetton Treviso	1998	Toronto	Humber College
2006	Waterloo	RIM Park	1997	Barrie	Molson Centre
2005	St. Catharines	Brock University	1996	Barrie	Molson Centre
2004	St. Catharines	Brock University	1995	Hamilton	Copps Coliseum

## PRESEASON RESULTS

### 2011 PRESEASON (0-2)

DATE	OPPONENT	RESULTS	LOCATION	ATTENDANCE
Dec. 18	vs. Boston	L 76-75	Toronto	16,721
Dec. 21	at Boston	L 81-73	Boston	18,624

### 2010 PRESEASON (4-4)

DATE	OPPONENT	RESULTS	LOCATION	ATTENDANCE
Oct. 6	at Phoenix	W 129-78	Vancouver, B.C.	18,123
Oct. 10	at Boston	L 91-87	Boston	18,624
Oct. 12	at Chicago	L 109-90	Chicago	20,165
Oct. 13	vs. Philadelphia	W 119-116	Toronto	12,078
Oct. 15	vs. Boston	L 117-112	Toronto	13,763
Oct. 17	vs. Phoenix	W 121-100	Toronto	12,902
Oct. 20	vs. Chicago	L 110-103	Toronto	12,681
Oct. 22	vs. New York	W 108-103	Montreal, Que.	22,114

### 2009 PRESEASON (2-6)

DATE	OPPONENT	RESULTS	LOCATION	ATTENDANCE
Oct. 6	at Philadelphia	L 107-98	London, Ont.	7,213
Oct. 7	vs. Philadelphia	L 84-79	Toronto	11,974
Oct. 9	at Minnesota	W 112-97	Minnesota	8,822
Oct. 11	vs. Washington	W 100-93	Toronto	11,936
Oct. 14	at Boston	L 106-90	Hartford, Conn.	10,117
Oct. 15	vs. Houston	L 124-112	Toronto	12,061
Oct. 18	vs. Boston	L 101-82	Toronto	13,607
Oct. 23	at Minnesota	L 98-90	Sioux Falls, S.D.	5,566

### 2008 PRESEASON SCHEDULE (4-4)

DATE	OPPONENT	RESULTS	LOCATION	ATTENDANCE
Oct. 7	at Cleveland	W 104-84	Cleveland	18,847
Oct. 8	vs. New York	W 113-111	Toronto	15,274
Oct. 12	vs. Philadelphia	L 85-79	Toronto	14,427
Oct. 14	vs. CSKA Moscow	W 86-78	Toronto	13,963
Oct. 16	vs. Minnesota	L 90-86	Toronto	14,253
Oct. 18	at L.A. Clippers	W 93-89	Los Angeles	N/A
Oct. 19	at L.A. Lakers	L 112-89	Los Angeles	13,772
Oct. 21	vs. Denver	L 105-94	Edmonton, Alb.	17,534

### 2007 PRESEASON (5-2)

DATE	OPPONENT	RESULTS	LOCATION	ATTENDANCE
Oct. 6	vs. Boston	L 89-85	Rome, Italy	11,118
Oct. 7	at Lottomatica	W 93-87	Rome, Italy	11,118
Oct. 11	at Real Madrid	L 104-103	Madrid, Spain	7,400
Oct. 17	vs. Zalgiris Kaunas	W 105-99	Toronto	13,394
Oct. 19	vs. Chicago	W 92-82	Toronto	14,047
Oct. 25	vs. Cleveland	W 111-78	Toronto	15,830
Oct. 26	vs. Washington	W 98-64	Toronto	13,741

### 2006 PRESEASON (7-1)

DATE	OPPONENT	RESULTS	LOCATION	ATTENDANCE
Oct. 9	at Washington	W 93-83	Washington	10,902
Oct. 11	vs. Boston	W 118-112 (OT)	Toronto	13,124
Oct. 15	vs. New Jersey	W 119-110	Toronto	13,331
Oct. 18	at Cleveland	W 103-81	Rochester, N.Y.	9,429
Oct. 19	vs. Maccabi Tel-Aviv	W 118-84	Toronto	14,430
Oct. 22	vs. Cleveland	W 91-90	Toronto	14,538
Oct. 25	vs. Boston	W 106-102	Toronto	11,032
Oct. 27	at Chicago	L 108-97	Chicago	19,709

### 2005 PRESEASON (3-5)

DATE	OPPONENT	RESULTS	LOCATION	ATTENDANCE
Oct. 12	vs. Utah	W 102-101	Toronto	12,285
Oct. 14	at Boston	L 107-100	Manchester, N.H.	8,868
Oct. 16	vs. Maccabi Tel-Aviv	L 105-103	Toronto	17,281
Oct. 19	vs. New Jersey	W 107-105 (OT)	Toronto	13,942
Oct. 21	vs. Boston	W 93-83	Toronto	13,298
Oct. 23	at Cleveland	L 87-83	Columbus, Ohio	11,370
Oct. 24	vs. Portland	L 105-98	Winnipeg, Man.	10,900
Oct. 26	at Portland	W 100-78	Portland	17,458

### 2004 PRESEASON (3-5)

DATE	OPPONENT	RESULTS	LOCATION	ATTENDANCE
Oct. 15	vs. Philadelphia	L 99-97	Toronto	13,370
Oct. 17	at Philadelphia	L 108-103	London, Ont.	7,619
Oct. 20	vs. Benetton	W 86-83	Toronto	10,668
Oct. 21	vs. Portland	L 88-85	Toronto	11,285
Oct. 23	at Chicago	W 91-89	Chicago	14,723
Oct. 26	at Denver	L 102-98	Denver	10,964
Oct. 27	at Portland	L 97-95	Portland	16,735
Oct. 29	vs. Cleveland	W 100-92	Toronto	13,730

## PRESEASON RESULTS

### 2003 PRESEASON (5-2)

DATE	OPPONENT	RESULTS	LOCATION	ATTENDANCE
Oct. 8	vs. Washington	W 76-71	Toronto	13,712
Oct. 10	vs. Panathinaikos	W 100-76	Toronto	17,749
Oct. 12	at Detroit	W 88-81	Grand Rapids, Mich.	8,124
Oct. 15	at Minnesota	W 90-76	Moline, Ill.	4,945
Oct. 17	vs. Denver	W 86-81	Toronto	14,604
Oct. 18	at New Jersey	L 82-76	Bridgeport, Conn.	8,170
Oct. 21	vs. Chicago	L 94-91	Toronto	14,652
Oct. 23	Toronto vs. Cleveland	Cancelled	St. John's, Newfoundland	

### 2002 PRESEASON (3-5)

DATE	OPPONENT	RESULTS	LOCATION	ATTENDANCE
Oct. 8	vs. Detroit	L 80-70	Toronto	15,535
Oct. 11	at Chicago	L 87-79	Chicago	15,248
Oct. 13	vs. Philadelphia	L 105-101 (OT)	Toronto	16,408
Oct. 15	at Cleveland	W 93-76	Columbus, Ohio	6,581
Oct. 18	vs. New Jersey	L 93-77	Toronto	16,674
Oct. 20	vs. Boston	W 84-73	Toronto	16,117
Oct. 22	vs. Golden State	W 108-97	El-Paso, Tex.	8,500
Oct. 24	at Utah	L 89-82	Utah	14,133

### 2001 PRESEASON (5-2)

DATE	OPPONENT	RESULTS	LOCATION	ATTENDANCE
Oct. 5	at Minnesota	L 125-92	Billings, Mon.	10,102
Oct. 11	vs. Minnesota	W 115-85	Toronto	9,346
Oct. 16	vs. Chicago	W 107-89	Toronto	15,792
Oct. 17	at Indiana	L 106-96	Indiana	13,724
Oct. 20	vs. Cleveland	W 105-84	Toronto	15,637
Oct. 22	vs. Utah	W 88-83	Toronto	15,143
Oct. 25	vs. Washington	W 113-96	Toronto	19,800

### 2000 PRESEASON (4-4)

DATE	OPPONENT	RESULTS	LOCATION	ATTENDANCE
Oct. 10	vs. Minnesota	L 100-96	Toronto	12,744
Oct. 12	vs. Vancouver	W 97-92	Ottawa, Ont.	14,783
Oct. 14	at Cleveland	W 113-108 (OT)	Cleveland	9,480
Oct. 16	vs. Philadelphia	L 107-98	Chapel Hill, N.C.	5,588
Oct. 18	vs. Dallas	L 99-94	Toronto	13,229
Oct. 21	vs. Charlotte	L 91-66	Toronto	13,647
Oct. 23	vs. Indiana	W 91-80	Toronto	12,893
Oct. 25	at Charlotte	W 94-88	Charlotte	12,173

### 1999 PRESEASON (4-4)

DATE	OPPONENT	RESULTS	LOCATION	ATTENDANCE
Oct. 12	vs. Milwaukee	L 103-98	Toronto	10,821
Oct. 15	vs. L.A. Clippers	L 112-102	Toronto	12,367
Oct. 18	at Vancouver	W 110-84	Edmonton, Alb.	12,852
Oct. 20	at Denver	W 100-95	Colorado Springs, Col.	5,485
Oct. 21	at Dallas	L 95-93	Dallas	12,449
Oct. 23	at Milwaukee	W 98-86	Milwaukee	13,365
Oct. 26	vs. Cleveland	W 116-104	Toronto	12,586
Oct. 28	vs. Denver	L 92-87	Toronto	12,683

### 1998 PRESEASON (0-2)

DATE	OPPONENT	RESULTS	LOCATION	ATTENDANCE
Jan. 26	vs. Boston	L 106-88	Toronto	25,001
Jan. 29	at Boston	L 120-99	Boston	18,624

### 1997 PRESEASON (4-4)

DATE	OPPONENT	RESULTS	LOCATION	ATTENDANCE
Oct. 11	at Indiana	L 104-100	Fort Wayne, Ind.	8,239
Oct. 13	vs. Seattle	W 116-111	Toronto	14,228
Oct. 15	vs. Philadelphia	W 124-118	Toronto	15,962
Oct. 16	vs. Atlanta	L 103-102	Toronto	13,378
Oct. 19	at New York	W 98-91	Hartford, Conn.	10,562
Oct. 20	vs. Vancouver	W 107-98	Halifax, N.S.	8,190
Oct. 24	vs. Denver	L 114-100	Hamilton, Ont.	10,962
Oct. 27	at New Jersey	L 127-104	Springfield, Mass.	5,217

### 1996 PRESEASON (2-6)

DATE	OPPONENT	RESULTS	LOCATION	ATTENDANCE
Oct. 11	vs. Atlanta	L 100-82	Halifax, N.S.	7,589
Oct. 13	vs. New York	W 78-73	Ottawa, Ont.	9,662
Oct. 15	vs. Atlanta	L 103-101	Toronto	14,359
Oct. 18	vs. Miami	L 119-89	Buffalo, N.Y.	12,748
Oct. 19	vs. Miami	L 93-90	Toronto	16,127
Oct. 22	vs. Golden State	L 121-115	Toronto	14,753
Oct. 23	vs. Minnesota	W 105-97	Toronto	14,303
Oct. 27	at Vancouver	L 80-77	Calgary, Alb.	15,104

### 1995 PRESEASON (3-5)

DATE	OPPONENT	RESULTS	LOCATION	ATTENDANCE
Oct. 14	vs. Philadelphia	W 120-107	Halifax, N.S.	9,367
Oct. 16	vs. Philadelphia	L 121-93	Saint John, N.B.	6,297
Oct. 18	vs. Atlanta	L 99-95	Toronto	17,814
Oct. 19	vs. Atlanta	L 106-105 (OT)	Saskatoon, Sask.	5,648
Oct. 21	vs. Vancouver	W 98-77	Winnipeg, Man.	11,203
Oct. 23	vs. Washington	L 99-89	Toronto	16,821
Oct. 25	vs. New Jersey	W 107-90	Toronto	16,618
Oct. 29	vs. Cleveland	L 96-89	Toronto	17,532

ALL-TIME PRESEASON RECORD: 58-63 (.479)

## 2012 PRESEASON SCHEDULE

DATE	OPPONENT	CITY	VENUE	TIME (ET)
Monday, October 8	Real Madrid	Toronto	Air Canada Centre	7:00 p.m.
Wednesday, October 10	Detroit	Detroit	The Palace of Auburn Hills	7:30 p.m.
Friday, October 12	Detroit	Toronto	Air Canada Centre	7:00 p.m.
Wednesday, October 17	Washington	Toronto	Air Canada Centre	7:00 p.m.
Friday, October 19	New York	Montreal	Bell Centre	7:00 p.m.
Monday, October 22	Milwaukee	Toronto	Air Canada Centre	7:00 p.m.
Friday, October 26	Memphis	Memphis	FedEx Forum	8:00 p.m.



## RAPTORS ABROAD

### RAPTORS VS. INTERNATIONAL CLUBS

DATE	OPPONENT	COUNTRY	RESULT	SITE	ATTENDANCE
October 14, 2008	vs. CSKA Moscow	Russia	W 86-78	Toronto	13,963
October 17, 2007	vs. Zalgiris Kaunas	Lithuania	W 105-99	Toronto	13,394
October 11, 2007	at Real Madrid	Spain	L 104-103	Madrid, Spain	7,400
October 7, 2007	at Lottomatica	Italy	W 93-87	Rome, Italy	11,118
October 19, 2006	vs. Maccabi Tel-Avi	Israel	W 118-84	Toronto	14,430
October 16, 2005	vs. Maccabi Tel-Aviv	Israel	L 105-103	Toronto	17,281
October 20, 2004	vs. Benetton Treviso	Italy	W 86-83	Toronto	10,668
October 10, 2003	vs. Panathinaikos	Greece	W 100-76	Toronto	17,749

### RAPTORS NEUTRAL SITE GAMES

#### CANADIAN CITIES

Montreal	2010
Vancouver	2010
London	2009, 2004
Edmonton	2008, 1999
Winnipeg	2005
Ottawa	2000, 1996
Calgary	1996
Halifax	1995, 1996, 1997
Saint John	1995
Saskatoon	1995
Hamilton	1997

#### U.S. CITIES

Hartford, Connecticut	2009, 1997
Sioux Falls, South Dakota	2009
Rochester, New York	2006
Manchester, New Hampshire	2005
Columbus, Ohio	2005, 2002
Grand Rapids, Michigan	2003
Moline, Illinois	2003
Bridgeport, Connecticut	2003
El-Paso, Texas	2002
Billings, Montana	2001
Chapel Hill, North Carolina	2000
Colorado Springs, Colorado	1999
Fort Wayne, Indiana	1997
Springfield, Massachusetts	1997
Buffalo, New York	1996

#### EUROPE

Rome, Italy	2007
Madrid, Spain	2007
London, England*	2011

\* - regular season game



2011 London, England



2007 Europe Live - Rome, Italy



2007 Europe Live - Madrid, Spain



## ALL-TIME HEAD COACHES

NAME	YEARS	GAMES	WON	LOST	PCT.
Brendan Malone	1995-96	82	21	61	.256
Darrell Walker	1996-98	131	41	90	.313
Butch Carter	1998-00	165	73	92	.442
Lenny Wilkens	2000-03	246	113	133	.459
Kevin O'Neill	2003-04	82	33	49	.402
Sam Mitchell	2004-08	345	156	189	.452
Jay Triano	2008-11	229	87	142	.380
Dwane Casey	2011-12	66	23	43	.348
<b>TOTAL</b>		<b>1346</b>	<b>547</b>	<b>799</b>	<b>.406</b>



Dwane Casey



Jay Triano



Sam Mitchell



Kevin O'Neill



Lenny Wilkens



Butch Carter



Darrell Walker



Brendan Malone

## ALL-TIME ASSISTANT COACHES

John Shumate	1995-98	Craig Neal	2000-03	Gene Keady	2005-06
Darrell Walker	1995-96	Walker D. Russell	2002-03	Mike Evans	2007-09
Bob Zuffelato	1995-97, 1998	Dick Helm	2002-03	Gord Herbert	2008-09
Jim Thomas	1996-00	Jay Triano	2002-08	Micah Nori	2009-present
Brendan Suhr	1997	Tony Brown	2003-04	Eric Hughes	2009-present
Bob Kloppenburg	1997-98	Shaun Brown	2003-04	Alvin Williams	2009-10
Butch Carter	1997-98	Bob Beyer	2003-04	Marc Iavaroni	2009-10
Joe Harrington	1998-00	Jim Sann	2003-04	P.J. Carlesimo	2010-11
Brian James	1998-01	Ron Oliver	2003-04	Scott Roth	2010-present
Stan Albeck	2000-02	Jim Todd	2004-07	Johnny Davis	2011-present
Jim Brewer	2000-02	Alex English	2004-11	Tom Sterner	2011-present



FORD

11

NETS

# PLAYOFF HISTORY







# TORONTO vs. ORLANDO

APRIL 20-28, 2008

FIRST ROUND – ORLANDO WINS 4-1

## GAME ONE – ORLANDO 114, TORONTO 100

APRIL 20, 2008 – AMWAY ARENA – ATTENDANCE: 17,519

Dwight Howard had 25 points and 22 rebounds and blocked five shots as Orlando defeated Toronto 114-100 in the opener of their first-round series ... The Raptors, who trailed by 20 points after the first quarter, drew within five with 10:24 left in the fourth on two quick three-pointers by Jason Kapono and a Anthony Parker jumper ... Toronto went scoreless for the next 3:16 as Orlando pulled away ... Toronto outscored Orlando 28-25 in the third, but Chris Bosh picked up four fouls in the quarter which led to limited minutes in the fourth ... The Raptors held the Magic to 17 second-quarter points, outscoring them 24-17 ... Orlando hit its first seven shots and went 9-of-11 on three-pointers in the first quarter ... Maurice Evans scored 11 in the period as Orlando opened a 43-23 lead ... The 43 points were third highest in a first quarter for the playoffs, and Orlando's nine three-pointers tied Boston's record for most in a playoff quarter ... Howard blocked three shots in the period and altered several others ... Parker had 24 points and seven rebounds for Toronto, Bosh scored 21 and Rasho Nesterovic had 16 points and eight rebounds ... Kapono scored 18 off the bench ... All five Orlando starters scored in double figures ... Hedo Turkoglu scored 21, Maurice Evans had 14 and Rashard Lewis added 13.

	1	2	3	4	F	POINTS	REBOUNDS	ASSISTS
TORONTO	23	24	28	25	100	Parker 24	Nesterovic 8	Calderon 8
ORLANDO	43	17	25	29	114	Howard 25	Howard 22	Nelson 7

## GAME TWO – ORLANDO 104, TORONTO 103

APRIL 22, 2008 – AMWAY ARENA – ATTENDANCE: 17,519

Dwight Howard had 29 points and 20 rebounds to lead the Orlando Magic past Toronto, 104-103 ... Howard was the first player in nearly 40 years to record consecutive playoff games with at least 20 points and 20 rebounds ... The last was the San Francisco Warriors' Nate Thurmond in the 1968-69 playoffs ... Chris Bosh had 29 points and 10 rebounds for Toronto, but missed a 19-footer with 1.9 seconds left that could have won the game ... Jason Kapono scored 20 points, Jose Calderon had 18 and Carlos Delfino added 16 ... Jameer Nelson and Rashard Lewis each scored 18 for Orlando ... Hedo Turkoglu made the go-ahead layup and finished with 12 points and nine rebounds ... Orlando won despite shooting 9-of-31 from three-point range including a combined 0-of-13 for Turkoglu and Lewis ... The Raptors made 11-of-29 threes, four by Kapono ... Toronto, which trailed most of the game, took a 101-100 lead with 1:04 left on three consecutive three-pointers, one from Delfino and two by Calderon, plus a free throw by Delfino.

	1	2	3	4	F	POINTS	REBOUNDS	ASSISTS
TORONTO	18	39	21	25	103	Bosh 29	Bosh 10	Bosh/Ford 6
ORLANDO	35	24	24	21	104	Howard 29	Howard 20	Turkoglu/Lewis 5

## GAME THREE – TORONTO 108, ORLANDO 94

APRIL 24, 2008 – AIR CANADA CENTRE – ATTENDANCE: 20,023

T.J. Ford scored 21 points as the Raptors scored a franchise playoff-record 108 points in topping Orlando, 108-94 ... Toronto took an 80-69 lead into the fourth ... A three-pointer by Keith Bogans pulled Orlando within 11 points with 6:12 to play, but a flurry of Raptor baskets that included two dunks by Chris Bosh and threes by Jason Kapono and Carlos Delfino had Toronto back up by 18 with two minutes left in the game ... The Raptors' 61-40 halftime lead marked a franchise-high for playoff points in a half ... Ford had 18 first-half points and the Raptors were up by 13 points in the first quarter and led by much as 23 late in the second ... Jose Calderon came off the bench to add 18 points and 13 assists ... Bosh and Kapono had 15 points apiece and Jamarion Moon finished with 11 points and 10 boards ... Hedo Turkoglu scored 26 points to top Orlando, while Dwight Howard had 19 points and 12 rebounds ... The Raptors outrebounded Orlando 42-34 and recorded a franchise playoff-record 31 assists.

	1	2	3	4	F	POINTS	REBOUNDS	ASSISTS
ORLANDO	20	20	29	25	94	Turkoglu 26	Howard 12	Nelson 6
TORONTO	28	33	19	28	108	Ford 21	Moon 10	Calderon 13

# 2008 FIRST ROUND vs. ORLANDO

## GAME FOUR – ORLANDO 106, TORONTO 94

**APRIL 26, 2008 – AIR CANADA CENTRE – ATTENDANCE: 20,416**

Rashard Lewis scored 27 points to lead Orlando to a 106-94 victory over Toronto, giving the Magic a 3-1 lead in the best-of-seven playoff series ... Chris Bosh topped Toronto with 39 points and 15 rebounds, his best performance of the postseason ... T.J. Ford had 12 points and 13 assists for the Raptors, while Anthony Parker and Jason Kapono chipped in 12 points apiece ... Dwight Howard added 19 points and 16 boards for Orlando, while Jameer Nelson had 19 points and Hedo Turkoglu finished with 18 ... The game was up for grabs most of the afternoon, the biggest lead heading into the fourth was an eight-point Orlando advantage from back in the first quarter ... Toronto held a 74-73 lead to begin the fourth, but couldn't put any significant distance on the Magic ... The game slipped away from the Raptors in the final few minutes with a flurry of Orlando three-pointers to the dismay of the capacity crowd of 20,146 at the Air Canada Centre ... Toronto made just two of 15 three-point attempts ... Orlando shot 49 per cent on the afternoon, and 11-for-29 from three-point range ... The Magic also outrebounded Toronto 48-42.

	1	2	3	4	F	POINTS	REBOUNDS	ASSISTS
<b>ORLANDO</b>	31	17	25	33	106	Lewis 27	Howard 16	Lewis/Neslon 5
<b>TORONTO</b>	26	27	21	20	94	Bosh 39	Bosh 15	Ford 13

## GAME FIVE – ORLANDO 102, TORONTO 92

**APRIL 28, 2008 – AMWAY ARENA – ATTENDANCE: 17,519**

Dwight Howard had 21 points, 21 rebounds and three blocks for his third 20-20 game in the series as the Orlando Magic advanced to the second round for the first time in 12 years by beating Toronto 102-92 in Game Five ... Chris Bosh, who posted career playoff highs of 39 points and 15 rebounds at Toronto in Game 4, had 16 points and nine rebounds ... Howard held Bosh to 7-of-19 shooting, and Bosh picked up a third-quarter technical foul after the Magic star muscled past him for a layup ... T.J. Ford and Carlos Delfino both scored 14 points for the Raptors, while Jason Kapono had 13 and Jose Calderon 12 ... Delfino added seven rebounds and Ford had five assists ... Keyon Dooling's free throw after the technical on Bosh put the Magic ahead 73-66 with just under a minute left in the third quarter, and Orlando kept that cushion until midway through the fourth ... Delfino hit a jumper and Bosh made two free throws in four trips to the line, plus a hook shot over Howard, to draw the Raptors within 84-82 ... Keith Bogans and Jameer Nelson each hit three-pointers and Howard added a layup as the Magic answered with an 8-0 run over 3:13 to open a 92-82 lead, then its largest of the game ... Nelson scored 19 points for Orlando and Rashard Lewis had 18 points and 13 rebounds ... Hedo Turkoglu just missed a triple-double with 12 points, eight rebounds and nine assists, while Maurice Evans scored 12 points and Bogans added 11.

	1	2	3	4	F	POINTS	REBOUNDS	ASSISTS
<b>TORONTO</b>	26	24	18	24	92	Bosh 16	Bosh 9	Ford 5
<b>ORLANDO</b>	22	27	25	28	102	Howard 21	Howard 21	Turkoglu 9







# TORONTO vs. NEW JERSEY

APRIL 21-MAY 4, 2007

FIRST ROUND – NEW JERSEY WINS 4-2

## GAME ONE – NEW JERSEY 102, TORONTO 92

APRIL 21, 2007 – AIR CANADA CENTRE – ATTENDANCE: 20,330

Richard Jefferson scored 28 points to lead the New Jersey Nets to a 96-91 win over Toronto in the opening game of their Eastern Conference quarter-final series ... New Jersey led by as much as 15 and had a 78-65 advantage heading into the fourth quarter but Toronto cut the Nets' lead to just a point with five minutes to go on a three-pointer by Jose Calderon, and a three-pointer by Anthony Parker with 13 seconds left made it a three-point Nets' advantage, but a free throw by Vince Carter stretched it to four points as the Nets went on to claim the victory ... With Bosh on the bench with two fouls, the Nets opened the second quarter with a 19-9 run to open up an 11-point lead on Toronto ... The Raptors replied with a run of their own, a three by Juan Dixon cutting the Nets' advantage to 44-41 ... New Jersey went into the break with a 51-41 lead ... The Nets led 23-22 heading into the second ... Bosh finished with 22 points in his post-season debut, sitting much of the first half in foul trouble ... T.J. Ford added 21 points for the Raptors, while Parker had 16 points and Calderon chipped in with 13 ... Rasho Nesterovic grabbed a team-high 10 rebounds ... Jason Kidd had 15 assists and 10 rebounds to go with eight points for the Nets and former Raptor Carter finished with 16 points, nine in them in the fourth quarter.

	1	2	3	4	F	POINTS	REBOUNDS	ASSISTS
NEW JERSEY	23	28	27	18	96	Jefferson 28	Kidd 10	Kidd 15
TORONTO	22	19	24	26	91	Bosh 22	Nesterovic 10	Calderon 8

## GAME TWO – TORONTO 89, NEW JERSEY 83

APRIL 24, 2007 – AIR CANADA CENTRE – ATTENDANCE: 20,239

Anthony Parker poured in 26 points and grabbed eight rebounds to lead the Raptors in an 89-83 win over the Nets, as Toronto evened its Eastern Conference quarter-final series with New Jersey at one game apiece ... Chris Bosh added 25 points and 13 rebounds for Toronto, while T.J. Ford finished with 13 points and six assists ... The playoff victory came after five years without a playoff appearance by Toronto ... It was also a first for the all-star Bosh, who carried his team down the stretch with 11 points in a fine fourth-quarter performance ... Former Raptor Vince Carter topped the Nets with 19 points, while Bostjan Nachbar added 17, and Jason Kidd finished with 14 points and 11 rebounds ... The Raptors and Nets paced each other for most of the night, neither team playing particularly well, and it was New Jersey that was up 63-58 with a quarter left to play ... Toronto opened the fourth quarter on a 10-0 run ... Bosh blocked a Richard Jefferson shot and then Parker connected on a three-pointer the next time down the floor to put the Raptors up by five points in front of a crowd of 20,239.

	1	2	3	4	F	POINTS	REBOUNDS	ASSISTS
NEW JERSEY	12	24	27	20	83	Carter 19	Carter/Kidd 11	Kidd 7
TORONTO	14	19	25	31	89	Parker 26	Bosh 13	Ford 6

## GAME THREE – NEW JERSEY 102, TORONTO 89

APRIL 27, 2007 – CONTINENTAL AIRLINES ARENA – ATTENDANCE: 17,147

Jason Kidd had a playoff career-high 19 assists in his 10th post-season triple-double and Vince Carter scored 37 points to lead the New Jersey Nets over the Toronto Raptors 102-89 ... With the win, the Nets took a 2-1 lead in their Eastern Conference first-round series ... One day after missing practice because of a bruised left knee, Kidd was back in the starting lineup and added 16 points and 16 rebounds ... Kidd snapped a tie with Wilt Chamberlain and moved into one with Larry Bird for second on the career post-season triple-doubles list ... He is still 20 behind Magic Johnson, the career leader ... The Nets never trailed and led by as many as 21 points ... T.J. Ford scored 27 points for the Raptors, who haven't won a post-season road game since beating Philadelphia on May 6, 2001, in Game 1 of the Eastern Conference semifinals ... Bosh had 11 points on 3-of-10 shooting ... New Jersey shot 61 per cent and led 31-19 after one quarter behind 13 points from Carter ... The Raptors closed to 36-28 early in the second, but Carter made consecutive threes, then a spinning layup on a feed from Kidd to push the lead to 44-28 with 7:56 remaining in the half ... The lead was 58-39 at halftime and never fell below eight in the second half ... That came early in the fourth, and Carter then had a jumper and three-point play and Kidd added a basket to push the lead back to 15.

	1	2	3	4	F	POINTS	REBOUNDS	ASSISTS
TORONTO	19	20	29	21	89	Ford 27	Bosh 11	Ford 8
NEW JERSEY	31	27	21	23	102	Carter 37	Kidd 16	Kidd 19

# 2007 FIRST ROUND vs. NEW JERSEY

## GAME FOUR – NEW JERSEY 102, TORONTO 81

APRIL 29, 2007 – CONTINENTAL AIRLINES ARENA – ATTENDANCE: 20,032

Vince Carter scored 27 points and Richard Jefferson added 23 as the Nets took a 3-1 lead over the Atlantic Division champions with a 102-81 victory ... Toronto finished with a 25-point fourth quarter to reduce New Jersey's lead to 21 ... The Nets were ahead by 33 at one point in the fourth ... Jefferson scored 16 points in the third ... The Nets shot .650 in the quarter and opened an 86-56 bulge after three ... New Jersey led by 21 in the second before the Raptors closed to 47-36 on Andrea Bargnani's jumper with 3:47 remaining ... Jason Kidd answered with consecutive threes, pushing the lead back to 17, and the Nets were ahead 56-37 at the half ... Carter shot six-of-eight and had 15 points (as many as the Raptors) as New Jersey led by 17 after one ... The Nets were up 31-19 after one quarter of Game Three ... New Jersey made a franchise playoff-record 14 three-point field goals on 27 attempts ... Andrea Bargnani made his first career playoff start in place of Joey Graham ... Bargnani led the Raptors with 16 points ... Chris Bosh had 13 points and 10 rebounds, shooting 5-of-12 ... Jason Kidd added 17 points, 13 assists and eight rebounds for New Jersey ... The 21-point victory was New Jersey's second-biggest ever in a playoff game.

	1	2	3	4	F	POINTS	REBOUNDS	ASSISTS
TORONTO	15	22	19	25	81	Bargnani 16	Bosh 10	Ford 5
NEW JERSEY	32	24	30	16	102	Carter 27	Kidd 8	Kidd 13

## GAME FIVE – TORONTO 98, NEW JERSEY 96

MAY 1, 2007 – AIR CANADA CENTRE – ATTENDANCE: 20,511

Jose Calderon scored a career-high 25 points as the Raptors earned a 98-96 Game Five victory over the New Jersey Nets forcing a sixth game in their Eastern Conference quarter-final series ... The victory cut the Nets' best-of-seven series lead to 3-2 ... With starting point guard T.J. Ford sidelined for the final three quarters with a back injury Raptors rookie Andrea Bargnani and Morris Peterson stepped up their games, Bargnani scoring 18 points, and Peterson finishing with 17 ... Anthony Parker also had 18 on the night ... Calderon filled in for Ford, finishing with eight assists in his 38 minutes before leaving the game with 27 seconds left with a sprained right ankle ... Former Raptor Vince Carter scored a game-high 30 points to top the Nets, while Richard Jefferson added 23 ... The Raptors built a 20-point lead with a strong first-quarter performance ... The Nets cut Toronto's lead to 87-85 with 5:36 left ... The Raptors managed to get their lead back to seven, but the Nets battled back again, a three-pointer by Carter with 27 seconds making it a 95-94 Raptors lead ... Three free throws by Bosh and a basket by the Nets' Mikki Moore in the final 25 seconds made it a two-point Raptors lead ... Bostjan Nachbar missed on a three-point attempt as the buzzer sounded to seal the Raptors' victory.

	1	2	3	4	F	POINTS	REBOUNDS	ASSISTS
NEW JERSEY	13	29	25	29	96	Carter 30	Moore 10	Kidd 10
TORONTO	33	26	20	19	98	Calderon 25	Graham 10	Calderon 8

## GAME SIX – NEW JERSEY 98, TORONTO 97

MAY 4, 2007 – CONTINENTAL AIRLINES ARENA – ATTENDANCE: 20,032

Richard Jefferson made a layup with 8.3 seconds left, stole a pass on the next possession, and New Jersey beat the Toronto Raptors 98-97 to win the first-round series 4-2 ... Jose Calderon's pass to Chris Bosh with 1.9 seconds left in the fourth was intercepted by a leaping Jefferson, sending the Raptors to their ninth straight road postseason loss ... The Nets trailed 65-64 with under three minutes left in the third quarter before Kidd found Jefferson with an alley-oop pass on the break, made a pair of free throws, and set up Jason Collins for a layup and a five-point lead with 1:51 remaining ... He assisted on Bostjan Nachbar's three-pointer with 21 seconds to go in the period as New Jersey brought a 75-68 lead to the fourth ... T.J. Ford entered late in the first quarter and was six-of-seven for 13 points in the second, helping the Raptors take a 46-43 lead into halftime ... Toronto shot 50 percent and limited New Jersey to .375 in the first 12 minutes, which ended in a 21-all tie ... Bosh had 23 points, including 13 in the fourth, nine assists and seven rebounds, while Andrea Bargnani had 17 points and seven rebounds for the Raptors ... Injured point guards Ford and Calderon combined for 33 points ... Jason Kidd finished with 18 points, 15 assists and eight rebounds for the Nets, averaging a triple-double for the series – the first player to do so since he did it against Boston in the 2002 Eastern Conference finals ... Jefferson scored 24 points and Vince Carter added 21 ... The Raptors finished 0-5 in New Jersey this season.

	1	2	3	4	F	POINTS	REBOUNDS	ASSISTS
TORONTO	21	25	22	29	97	Bosh 23	Peterson 8	Bosh 9
NEW JERSEY	21	22	32	23	98	Jefferson 24	Kidd/Moore 8	Kidd 15





# TORONTO vs. DETROIT

APRIL 21-MAY 2, 2002

FIRST ROUND – DETROIT WINS 3-2

## GAME ONE – DETROIT 85, TORONTO 63

APRIL 21, 2002 – THE PALACE OF AUBURN HILLS – ATTENDANCE: 22,076

Toronto lost its opening game of the 2002 NBA playoffs 85-63 ... Toronto's 63 points set a playoff franchise low for points in a game ... The Raptors opened the game shooting .182 (4-22) in the first quarter scoring a playoff franchise-low nine points ... Detroit scored 16 points on .316 shooting (6-19) ... Together, they set a NBA playoff record for fewest combined points by two teams in the first quarter ... Toronto improved its shooting in the second quarter to .500 (9-18) but still were outscored in the quarter 26-25 ... Detroit led 42-34 at the half ... Antonio Davis collected 10 of his team-high 14 rebounds in the first half ... The Raptors struggled from the floor in the third quarter shooting .167 (3-18) while scoring 11 points ... Toronto was outscored 20-18 in the fourth quarter ... Antonio Davis paced the Raptors with 15 points while Jerry Stackhouse scored 20 for the Pistons ... Ben Wallace set a Raptors playoff opponent high with 20 rebounds including a Raptors opponent playoff record 15 on the defensive end ... Toronto's .299 (23-77) shooting from the field set a new team playoff low as did its 23 field goals ... Toronto's 29 second-half points was also a new playoff low ... The Raptors held Detroit to an opponent playoff-low .211 per cent (4-19) shooting from beyond the arc.

	1	2	3	4	F	POINTS	REBOUNDS	ASSISTS
TORONTO	9	25	11	18	63	Davis 15	Davis 14	A. Williams 6
DETROIT	16	26	23	20	85	Stackhouse 20	Wallace 20	Stackhouse 4

## GAME TWO – DETROIT 96, TORONTO 91

APRIL 24, 2002 – THE PALACE OF AUBURN HILLS – ATTENDANCE: 22,076

The Raptors trailed the best-of-five series 2-0 after dropping Game Two 96-91 to Detroit ... Alvin Williams missed a potential game-tying three pointer with 7.7 seconds remaining ... Toronto shot .545 per cent (12-22) from the field in the first quarter with Keon Clark scoring eight of his then playoff career-high 12 points in the frame ... The Raptors outrebounded Detroit 15-6 in the first quarter and grabbed a postseason franchise-high 50 rebounds in the game ... The Raptors responded by starting the second quarter on a 9-2 run and led by as much as 10 points ... Corliss Williamson came off the Pistons' bench and netted eight of his 10 points in the quarter to pull Detroit to within three at the half ... Detroit shot only .318 per cent (7-22) in the third quarter but outscored Toronto in the paint 12-4 and led 72-67 heading into the fourth quarter ... Jerry Stackhouse scored 13 of his career-playoff-high 31 points in the frame ... Antonio Davis scored 10 of his 21 points in the fourth as the Raptors shot .545 (12-22) from the field ... Toronto took an 85-83 lead at the 4:49 mark but lost it on a Jon Barry three-pointer and could not erase the deficit ... Detroit went 27-33 from the free throw line compared to 11-16 by Toronto ... Chris Childs scored a team-high 22 points and recorded a franchise playoff-best 14 assists ... Jerome Williams scored a career playoff-high 13 points ... Ben Wallace grabbed a game-high 15 rebounds for Detroit.

	1	2	3	4	F	POINTS	REBOUNDS	ASSISTS
TORONTO	30	19	18	24	91	Childs 22	Davis 14	Childs 14
DETROIT	27	19	26	24	96	Stackhouse 31	Wallace 15	Atkins/Robinson/Wallace 4

## GAME THREE – TORONTO 94, DETROIT 84

APRIL 27, 2002 – AIR CANADA CENTRE – ATTENDANCE: 20,138

The Raptors trail the best-of-five series 2-1 after winning Game Three in Toronto ... Toronto jumped out to a fast start shooting .619 (13-21) in the first quarter ... Alvin Williams scored eight of his 17 points in the quarter as Toronto took a 26-17 lead ... Chucky Atkins netted 13 of his playoff career-high 21 points in the first quarter, leading all Pistons scorers in the game ... Detroit shot .588 (10-17) in the second quarter but was outscored 25-23 ... Antonio Davis scored 18 of his playoff career and team-high 30 points in the first half shooting 9-11 from the field (finishing the game 14-19) ... Jerry Stackhouse was held scoreless in the first half ... Toronto outscored Detroit 28-27 in the third quarter despite being outscored on fast break points 11-6 ... Detroit closed to within six points of the Raptors with 6:52 remaining in the game, but could not move any closer as the Raptors went on to win by 10 points ... Chris Childs recorded his second straight double-double with 12 points and 10 assists.

	1	2	3	4	F	POINTS	REBOUNDS	ASSISTS
DETROIT	17	23	27	17	84	Atkins 21	Wallace 11	Stackhouse 4
TORONTO	26	25	28	18	94	Davis 30	Davis 8	Childs 10

# 2002 FIRST ROUND vs. DETROIT

## GAME FOUR – TORONTO 89, DETROIT 83

APRIL 29, 2002 – AIR CANADA CENTRE – ATTENDANCE: 20,112

The Raptors evened their best-of-five series at 2-2 with an 89-83 win at Air Canada Centre ... The Raptors scored the first basket of the game but the Pistons followed with an 8-0 run ... The Raptors scored 16 fast break points in the quarter compared to three by the Pistons ... The teams were tied 21-21 heading into the second stanza ... The Raptors went on an 11-0 run between the first and second quarter to open a nine-point lead ... Detroit shot .211 (4-19) from the field in the quarter with Corliss Williamson accounting for 12 of Detroit's 15 points ... He finished the game with a bench-high 14 points ... Toronto finished the first half leading 46-36 ... Keon Clark recorded a double-double by halftime with 15 points and 13 rebounds ... He finished the night with a career playoff-high 19 points and a postseason franchise-best 16 rebounds ... Detroit responded in the third quarter outscoring Toronto 25-20 on .500 (8-16) shooting from the field ... Chuckie Atkins scored nine of his team-high 20 points in the frame ... A 21-foot jump shot by Jerry Stackhouse cut the Raptors' lead to three points with 2:16 remaining in the game but that was as close as the Pistons would come as the Raptors outscored Detroit 23-22 in the quarter ... Morris Peterson led the Raptors with a career playoff-high 20 points while Alvin Williams recorded a career playoff-high nine assists ... Toronto outrebounded Detroit 43-36 and recorded 38 points in the paint compared to 28 by the Pistons ... The Raptors will play in their second consecutive Game Five in the opening round of the NBA Playoffs, having defeated New York 93-89 at Madison Square Garden last season.

	1	2	3	4	F	POINTS	REBOUNDS	ASSISTS
DETROIT	21	15	25	22	83	Atkins 20	Wallace 12	Robinson 6
TORONTO	21	25	20	23	89	Peterson 20	Clark 16	A. Williams 9

## GAME FIVE – DETROIT 85, TORONTO 82

MAY 2, 2002 – THE PALACE OF AUBURN HILLS – ATTENDANCE: 22,076

The Raptors lost the fifth and deciding game to the Pistons 85-82, marking the end to their 2001-02 season ... Toronto shot .529 from the field in the first quarter, led by Keon Clark who netted nine points ... Corliss Williamson scored nine of his game-high 23 points in the second stanza as he and Jon Barry combined for 17 of Detroit's 25 second-quarter points ... The Raptors led 48-46 at halftime ... Toronto shot only .267 (4-15) from the field in the third frame and managed just 11 points ... Dell Curry scored 14 of his team-high 17 points in the fourth quarter ... Toronto tied the game three times in the last six minutes and led by four with 3:37 remaining but could not hold on to the lead ... Jerry Stackhouse made his only field goal of the game at the 1:42 mark of the fourth quarter which gave the Pistons a lead they would never relinquish ... Corliss Williamson made a lay-up from an in-bounds pass with two seconds remaining on the shot clock to give Detroit a four-point cushion with 26.8 seconds remaining to seal the victory.

	1	2	3	4	F	POINTS	REBOUNDS	ASSISTS
TORONTO	26	22	11	23	82	Curry 17	Davis 12	Childs/A. Williams 6
DETROIT	21	25	17	22	85	Williamson 23	Wallace 17	Stackhouse 7







# TORONTO vs. PHILADELPHIA

MAY 6-20, 2001

SECOND ROUND – PHILADELPHIA WINS 4-2

## GAME ONE – TORONTO 96, PHILADELPHIA 93

MAY 6, 2001 – FIRST UNION CENTER – ATTENDANCE: 20,892

The Toronto Raptors captured their third straight postseason win and took a 1-0 lead in the Eastern Conference Semifinal with a 96-93 triumph over the conference-leading 76ers ... Allen Iverson scored 11 of his game-high 36 points in the first quarter but received only six points from his teammates ... Toronto led 21-17 after 12 minutes despite shooting .364 (8-22) from the floor ... The Raptors opened the second stanza with a 13-3 run and led by as much as 17 points ... Toronto shot .500 from the floor (11-22 ) compared to .200 by Philadelphia (4-20) ... Dell Curry came off the Toronto bench scoring eight of his 20 points to help the Raptors take a 47-37 lead into the half ... The 76ers did not score a three-pointer in the first half (0-3) while the Raptors connected on 4-12 from downtown ... Both teams came out of the locker room with a hot hand shooting .500 from the floor for the quarter ... Philadelphia outscored Toronto 10-0 in the paint during the third frame but the Raptors took a 73-61 lead into the final quarter ... Vince Carter scored 10 of his then franchise and career postseason-high 35 points including Toronto's last four points to give the Raptors the win ... Allen Iverson scored a three-pointer with 7.9 seconds remaining to bring the 76ers to within one point but two free-throws by Carter sealed the victory.

	1	2	3	4	F	POINTS	REBOUNDS	ASSISTS
TORONTO	21	26	26	23	96	Carter 35	Davis 12	Carter 7
PHILADELPHIA	17	20	24	32	93	Iverson 36	Mutombo 12	Snow 7

## GAME TWO – PHILADELPHIA 97, TORONTO 92

MAY 9, 2001 – FIRST UNION CENTER – ATTENDANCE: 20,870

Allen Iverson scored a Sixers franchise postseason-high 54 points to carry Philadelphia to a 97-92 win ... Iverson's 54 points was the most scored against the Raptors in franchise history ... Toronto led 31-21 after the first quarter on .619 (13-21 FG) shooting from the floor ... Vince Carter scored 10 of his 28 points in the opening frame including six points from downtown to lead the Raptors ... The 76ers bounced back in the second stanza on .579 shooting (11-19 FG) from the floor and 20 points from Iverson, including a 22-foot jump shot at the buzzer to give Philadelphia a 49-47 lead at halftime ... The teams exchanged points in the third quarter (24-24) ... Iverson scored 19 straight points for the 76ers in the final frame ... Antonio Davis collected his sixth double-double of the postseason (19 points, 10 rebounds) ... Dell Curry scored in double figures off the bench for the second straight game including three-of-six from beyond the arc ... Philadelphia shot .962 (25-26) from the charity stripe while Toronto shot a playoff -low .538 (7-13) from the line ... The Raptors distributed the ball recording a then franchise playoff-high 29 assists ... Philadelphia outrebounded Toronto (44-41) for the second straight game and outscored the Raptors 34-16 in the paint ... With the win the 76ers snapped their four game losing skid to Toronto.

	1	2	3	4	F	POINTS	REBOUNDS	ASSISTS
TORONTO	31	16	24	21	92	Carter 28	Davis 10	Childs 9
PHILADELPHIA	21	28	24	24	97	Iverson 54	Hill 10	Snow 5

## GAME THREE – TORONTO 102, PHILADELPHIA 78

MAY 11, 2001 – AIR CANADA CENTRE – ATTENDANCE: 20,436

Vince Carter tied the NBA postseason record with nine three-pointers, including a record eight treys in the first half as part of a 50-point night to boost the Raptors to a 102-78 win over the 76ers ... Both teams came out shooting well as the Raptors shot .500 (10 -20) from the field and the Sixers replied with .526 (10 -19) shooting ... Carter scored 15 points in the opening frame including three from downtown ... Allen Iverson netted 11 of his 23 points in the first quarter as the teams tied 23-23 after 12 minutes ... The Raptors set a postseason mark for points in a quarter with 35 in the second stanza, including 19 from Carter ... Antonio Davis and Chris Childs scored eight points each and were the only Raptors other than Carter to score in the quarter ... Carter's five three-pointers in the frame tied an NBA postseason record ... Philadelphia shot .167 from the field in the second quarter compared to .524 for the Raptors ... Toronto built a 17-point lead on runs of 12-1 and 13-3 to end the half with a 58-41 lead ... Carter's 34 points in the first half set a franchise playoff record ... The Sixers came out of the locker room on a 10-2 run to bring the Toronto lead down to 13, and as low as 11 in the quarter ... Toronto led 75-61 after three frames ... The Raptors shot .611 (11-18) in the final quarter compared to the Sixers' .250 (4-16) and closed the game on an 11-2 run ... Toronto outrebounded Philadelphia 43-37 and outscored the Sixers in the paint for the first time in the series 36-22 ... The Sixers went to the charity stripe 33 times (23-33) while Toronto made a trip to the line only 12 times (10-12) ... The Raptors collected 29 assists tying the then postseason franchise mark set last game ... Chris Childs set a then individual playoff high with 10 assists.

	1	2	3	4	F	POINTS	REBOUNDS	ASSISTS
PHILADELPHIA	23	18	20	17	78	Iverson 23	Mutombo 9	Iverson 8
TORONTO	23	35	17	27	102	Carter 50	Davis 14	Childs 10



## GAME FOUR – PHILADELPHIA 84, TORONTO 79

**MAY 13, 2001 – AIR CANADA CENTRE – ATTENDANCE: 20,351**

The Philadelphia 76ers tied the Eastern Conference Semifinal series at 2-2 with an 84-79 win at Air Canada Centre ... Toronto scored the first basket of the game but never led for the remainder of the afternoon ... Allen Iverson scored 13 of his game-high 30 points in the first quarter, including two shots from downtown to boost the Sixers to a 26-18 lead after 12 minutes ... Toronto shot 26 per cent from the field (13-50) in the first half while Philadelphia responded at .462 (18-39) ... The Sixers scored 23 fast-break points in the opening half and led 49-36 going into the break ... Aaron McKie scored 10 of his 18 points in the third quarter as the Sixers took a 70-61 lead into the final stanza ... Charles Oakley scored all of his 11 points in the third frame ... The Raptors tied the score at 78-78 with 2:46 to play on a Chris Childs' three-pointer, however, Iverson returned the favour from downtown and the Toronto turnover that followed put the game out of reach ... The Raptors set two then franchise postseason lows with 79 points and a .333 field goal percentage (27-81) ... Toronto also set franchise playoff highs with 11 blocks and a then .875 percent free-throw percentage (21-24) ... All five Raptor starters reached double-digit scoring ... For the first time in franchise postseason history three of those players (Carter, Davis, Oakley) collected double-doubles ... Vince Carter was the leading scorer for Toronto with 25 points.

	1	2	3	4	F	POINTS	REBOUNDS	ASSISTS
PHILADELPHIA	26	23	21	14	84	Iverson 30	Mutombo 17	Iverson/McKie 5
TORONTO	18	18	25	18	79	Carter 25	Davis/Oakley 11	Childs 7

## GAME FIVE – PHILADELPHIA 121, TORONTO 88

**MAY 16, 2001 – FIRST UNION CENTER – ATTENDANCE: 20,939**

Allen Iverson netted 52 points to become only the second player in NBA history to record two 50+ point games in a playoff series (Michael Jordan, 1988 vs. Cleveland) as the Sixers defeated the Raptors 121-88 ... Philadelphia started the game on an 11-0 run and never looked back ... The Sixers shot better than .600 from the floor in the first three quarters and finished the night with a .603 shooting percentage (47-78) ... The Sixers led 33-12 after 12 minutes, scoring 17 points on 10 Toronto turnovers ... Allen Iverson scored 29 of his 52 points in the first half, including four of his eight three-pointers ... Philadelphia increased its lead to 22 points (62-40) by halftime ... Antonio Davis netted 10 of his 14 points in the third frame shooting three-of-three from the field and four-of-four from the charity stripe ... The Raptors trailed 93-67 heading into the last frame ... Jerome Williams scored 10 points coming off the Toronto bench in the fourth quarter ... The Raptors loss was the largest margin of defeat in franchise postseason history and marked the first back-to-back losses for Toronto since March 13 and 15 (vs. Milwaukee, at New York) ... Toronto grabbed only 28 rebounds, a franchise playoff low.

	1	2	3	4	F	POINTS	REBOUNDS	ASSISTS
TORONTO	12	28	27	21	88	Carter 16	Carter/J.Williams/Clark 5	Childs 8
PHILADELPHIA	33	29	31	28	121	Iverson 52	Mutombo 9	McKie 9

## GAME SIX – TORONTO 101, PHILADELPHIA 89

**MAY 18, 2001 – AIR CANADA CENTRE – ATTENDANCE: 20,499**

The Toronto Raptors forced a seventh and deciding game in the Eastern Conference Semifinal with a 101-89 Game Six win over the Sixers at Air Canada Centre in front of a record crowd of 20,499 ... Morris Peterson replaced Chris Childs in the starting lineup and scored seven of his 17 points in the opening frame ... Toronto jumped out to a 27-17 first-quarter lead ... The Raptors turned the ball over five times in the opening quarter but only three more times throughout the game for a franchise postseason low of eight ... Toronto led by as much as 19 points in the second stanza, shooting .611 (11-18) from the field in the quarter ... Vince Carter scored 13 of his game-high 39 points in the frame to help give Toronto a 54-39 halftime lead ... The Sixers rebounded in the third quarter outscoring the Raptors 29-16 in the frame and trailed by only two heading into the final 12 minutes ... Allen Iverson scored 12 of his 20 points in the third stanza ... Philadelphia scored 12 points off the fast break and 10 second-chance points in the quarter ... The Raptors blew the game open early in the fourth frame with scoring runs of 11-4 and 12-0 to extend their lead to as much as 21 points ... The Sixers outrebounded Toronto 49-38, however, the Raptors distributed the ball recording 29 assists compared to 16 by Philadelphia ... Antonio Davis (17 points, 13 rebounds) posted his ninth double-double of the postseason.

	1	2	3	4	F	POINTS	REBOUNDS	ASSISTS
PHILADELPHIA	17	22	29	21	89	Iverson 20	Mutombo 14	McKie 6
TORONTO	27	27	16	31	101	Carter 39	Davis 13	Peterson 7

## GAME SEVEN – PHILADELPHIA 88, TORONTO 87

**MAY 20, 2001 – FIRST UNION CENTER – ATTENDANCE: 20,848**

The Toronto Raptors were eliminated from the 2001 NBA playoffs with an 88-87 loss to the Philadelphia 76ers in Game Seven of the Eastern Conference Semifinal ... The Sixers jumped out to an early lead with a 10-0 run midway through the opening quarter ... Philadelphia shot .500 (10-20) from the field and visited the charity stripe 10 times as they took a 31-21 lead after 12 minutes ... Toronto opened the second quarter on a 10-2 run to pull within two points but the Sixers responded to extend their lead to double digits ... The Raptors made only one three-pointer through two quarters (1-6) ... Antonio Davis scored 14 of his game-high and postseason-best 23 points in the first half ... The Sixers led 50-42 at the break ... Toronto shot .526 (10-19) from the field and outscored Philadelphia 24-19 in the third frame ... The Raptors continued their hot hand from the field in the final quarter shooting .571 (8-14) ... Dell Curry hit a three-pointer with 55.5 seconds remaining to pull Toronto to within one point ... With 2.2 seconds remaining, Vince Carter's desperate shot hit the back of the rim ... Allen Iverson netted 21 points and a career-high 16 assists while teammate Dikembe Mutombo scored 10 points and grabbed 17 rebounds ... Vince Carter collected 20 points with seven rebounds and nine assists ... The Sixers outrebounded the Raptors 41-35 and visited the free-throw line 15 more times (32-17) than Toronto.

	1	2	3	4	F	POINTS	REBOUNDS	ASSISTS
TORONTO	21	21	24	21	87	Davis 23	Oakley 10	Carter 9
PHILADELPHIA	31	19	19	19	88	McKie 22	Mutombo 17	Iverson 16



# TORONTO vs. NEW YORK

APRIL 22-MAY 4, 2001

FIRST ROUND – TORONTO WINS 3-2

## GAME ONE – NEW YORK 92, TORONTO 85

APRIL 22, 2001 – MADISON SQUARE GARDEN – ATTENDANCE: 19,763

The Toronto Raptors opened the 2001 NBA Playoffs with a 92-85 loss to the New York Knicks at Madison Square Garden ... Charles Oakley and Antonio Davis combined for 14 of Toronto's 18 first-quarter points, however, six different Knicks found the scoreboard early as New York took a 22-18 lead after the opening frame ... The Raptors tied a then playoff high with 26 points in the second stanza led by Chris Childs' seven points ... Toronto took a 44-41 halftime lead ... Alvin Williams carried the Raptors on his back in the third quarter scoring 10 points on .555 (5-9) shooting from the field ... The Knicks made a 9-0 run early in the second half to erase a six-point deficit and took a slim 66-65 lead into the final frame ... The Raptors shot .250 (5-20) from the field in the fourth quarter while the Knicks countered with .450 (9-20) shooting ... Antonio Davis scored 11 points in the fourth frame including Toronto's final seven points on seven-of-eight shooting from the charity stripe ... New York answered by scoring the game's last five points to extend its margin of victory to seven points 92-85 ... Allan Houston scored a game-high 23 points while former Raptor Marcus Camby grabbed a game-high 18 rebounds ... The Raptors were outrebounded 45-37 and dropped their fourth straight postseason game against the Knicks.

	1	2	3	4	F	POINTS	REBOUNDS	ASSISTS
TORONTO	18	26	21	20	85	Davis 19	Davis 15	A. Williams 8
NEW YORK	22	19	25	26	92	Houston 23	Camby 18	Jackson 6

## GAME TWO – TORONTO 94, NEW YORK 74

APRIL 26, 2001 – MADISON SQUARE GARDEN – ATTENDANCE: 19,763

The Toronto Raptors captured their first postseason win in franchise history and evened the best-of-five series at 1-1 with a 94-74 victory over the New York Knicks ... Alvin Williams tallied 23 points to lead all scorers ... The Raptors led 20-16 at the end of one quarter as Antonio Davis scored six of his 15 points in the opening frame ... Toronto led by as much as seven points in the second quarter but the Knicks clawed back to even the score at 35-35 and trailed by four heading into the half ... Kurt Thomas netted 11 of his team-high 23 points in the second stanza on three-of-three shooting from the field and five-of-six shooting from the charity stripe ... Toronto built a 14-point lead on .625 shooting from the field through three quarters ... The Knicks did not make a three-point field goal through the first 36 minutes while Toronto countered with .364 (4-11) from downtown ... The Raptors took a 66-52 lead into the final frame ... Toronto set a then franchise playoff-high with 28 points in the fourth quarter due in large part to its 16-5 rebounding edge ... The Raptors finished the game with a 48-36 rebounding advantage and a twenty-point margin of victory ... Charles Oakley (12 points, 10 rebounds) and Antonio Davis (15 points, 12 rebounds) both finished the night with a double-double for Toronto and Kurt Thomas accomplished the same feat with 23 points and 12 rebounds for the Knicks.

	1	2	3	4	F	POINTS	REBOUNDS	ASSISTS
TORONTO	20	19	27	28	94	A. Williams 23	Davis 12	Childs 7
NEW YORK	16	19	17	22	74	Thomas 23	Thomas 12	Jackson 5

## GAME THREE – NEW YORK 97, TORONTO 89

APRIL 29, 2001 – AIR CANADA CENTRE – ATTENDANCE: 20,217

The New York Knicks took a 2-1 series lead with a 97-89 win over the Toronto Raptors in front of a then record crowd of 20,217 at Air Canada Centre ... Toronto turned the ball over four times in the first five minutes of the game and six times through one quarter as New York built an early 11-3 lead ... The Raptors replied with a 7-0 run of their own and pulled within four points by the end of the first frame ... The Knicks shot .500 (9-18) from the floor in the first quarter and .529 for the game ... Glen Rice came off the Knicks bench in the second quarter and scored 10 of his 18 points on four-of-five shooting from the field and two-of-two from the charity stripe ... New York held a four-point lead, 45-41, going into halftime ... Trailing by as much as seven in the third frame, the Raptors tied the game at 54-54 midway through the quarter as Vince Carter and Charles Oakley each contributed eight points ... The Knicks led 68-67 going into the fourth stanza ... The Raptors took a short-lived lead early in the quarter at 72-70 but a three-pointer by Charlie Ward erased Toronto's only lead of the game ... Keon Clark came off the Toronto bench and scored eight straight points including six-of-six from the free-throw line ... The Raptors shot only .294 from the floor in the last quarter, half of New York's success rate of .588 ... With the win, the Knicks moved to 5-1 vs. the Raptors in postseason play.

	1	2	3	4	F	POINTS	REBOUNDS	ASSISTS
NEW YORK	20	25	23	29	97	Houston 24	Thomas 9	Sprewell 5
TORONTO	16	25	26	22	89	Davis 21	Davis 12	Childs 9

## GAME FOUR – TORONTO 100, NEW YORK 93

**MAY 2, 2001 – AIR CANADA CENTRE – ATTENDANCE: 20,282**

The Toronto Raptors captured their first home playoff victory with a 100-93 win in front of a record crowd of 20,282 ... The Knicks shot .643 (9-14) from the floor and went to the charity stripe six times while Toronto never made a trip to the line in the first quarter ... Vince Carter scored nine points in the opening frame to lead the Raptors to a 26-22 first-quarter lead ... The Knicks continued to shoot well from the floor in the second stanza (9-16) and outscored Toronto 19-18 in the quarter as the Raptors held a 44-41 halftime lead ... Three New York players had scored in double figures by halftime (Latrell Sprewell, Allan Houston and Glen Rice) while Toronto's Carter (17) and Chris Childs (10) also scored 10+ points before the break ... Toronto outrebounced the Knicks 16-14 in the first half as New York only grabbed one offensive rebound during the first 24 minutes ... The Raptors closed the night outrebounding New York 38-31 ... Toronto came out strong in the third quarter but a 15-6 run by New York tied the game at 62-62 before the Raptors pulled away for good ... Toronto shot .563 (9-for-16) in the third frame ... A 16-6 run by the Raptors to open up the fourth quarter assured them of the victory ... Carter and Alvin Williams scored 9 points while Childs collected 8 points in the final stanza to lead the Raptors ... Sprewell contributed 12 of his 24 points in the final frame ... Toronto made 20 trips to the free-throw line in the fourth quarter (14-20) ... Carter scored a career and franchise playoff-high 32 points while Childs scored a career playoff-high 25 points ... Houston led all Knicks with 27 points.

	1	2	3	4	F	POINTS	REBOUNDS	ASSISTS
<b>NEW YORK</b>	22	19	23	29	93	Houston 27	Thomas 10	Thomas 5
<b>TORONTO</b>	26	18	26	30	100	Carter 32	Davis 9	Carter/Childs 4

## GAME FIVE – TORONTO 93, NEW YORK 89

**MAY 4, 2001 – MADISON SQUARE GARDEN – ATTENDANCE: 19,763**

The Toronto Raptors won their first playoff series in franchise history with a 93-89 win during the decisive Game Five at Madison Square Garden ... Both teams shot better than .500 in the opening quarter as the Knicks outscored Toronto in the paint 12-4 ... The Raptors took a slim 25-24 lead after 12 minutes ... Latrell Sprewell scored nine points in the opening frame to lead all scorers ... Toronto came out with a 16-3 run to open the second stanza and collected nine second-chance points while the Knicks scored none ... Vince Carter scored nine of his 27 points in the second frame ... Despite shooting .563 (18-32) in the first half the Knicks trailed 49-43 going into the locker room at halftime ... The Raptors led by as much as 13 points in the third quarter as Antonio Davis collected eight points in the frame ... New York turned the ball over six times in the quarter and Toronto took a 70-59 lead into the last stanza ... The Knicks responded with a 15-5 run early in the fourth quarter to pull within two points at 76-74 ... Sprewell scored 12 of his game-high 29 points in the final 12 minutes and Alvin Williams scored nine of his 18 points in the last quarter for the second straight game ... Toronto set franchise playoff-highs with .667 (6-9) shooting efficiency from three-point range and .467 (35-75) overall from the floor ... Chris Childs tied a then franchise postseason mark with nine assists ... The Raptors ended New York's streak of nine consecutive first-round series wins.

	1	2	3	4	F	POINTS	REBOUNDS	ASSISTS
<b>TORONTO</b>	25	24	21	23	93	Carter 27	Davis 12	Childs 9
<b>NEW YORK</b>	24	19	16	30	89	Sprewell 29	Thomas 12	Jackson 7





# TORONTO vs. NEW YORK

APRIL 23-30, 2000

FIRST ROUND – NEW YORK WINS 3-0

## GAME ONE – NEW YORK 92, TORONTO 88

APRIL 23, 2000 – MADISON SQUARE GARDEN – ATTENDANCE: 19,763

In the first playoff game in franchise history, the Raptors fell behind the Knicks early, but fought back to tie the game late in the fourth quarter, before succumbing to New York 92-88 ... The Knicks jumped out in the first quarter and led by as much as 19 points ... New York led 27-12 after the first period ... Toronto only made 3-of-20 field goals in the opening quarter ... The Raptors cut the lead under 10 with 7:26 remaining in the second on Vince Carter free throws, but the Knicks bumped it back to 15 on three straight buckets by Latrell Sprewell ... Toronto outscored New York 25-19 in the second quarter, behind nine points from Tracy McGrady and eight from Kevin Willis and trailed 46-37 at the half ... Charles Oakley hit three long jumpers early in the third quarter and back-to-back treys from McGrady and Muggsy Bogues late in the quarter narrowed the margin to three, although six straight points gave the Knicks a nine-point cushion after three quarters 71-62 ... Carter buried his first field goal of the game with 10:42 remaining in the fourth ... With New York holding an 81-75 margin, Oakley nailed a three and Carter hit another to tie the game at 81 with 2:29 left ... The game was tied twice more but Larry Johnson's three-pointer with 42 seconds left gave the Knicks the final lead of the game ... A late Toronto flurry could not get a tying basket ... The Raptors shot .370 from the field, compared to .486 for New York, but they stayed in the game by making 8-of-16 three-pointers ... Toronto also outrebounded the Knicks, 47-34 ... McGrady led all scorers with 25 points while Sprewell and Allan Houston each had 21 for New York ... Carter finished with 16 points despite making only 3-of-20 field goals.

	1	2	3	4	F	POINTS	REBOUNDS	ASSISTS
TORONTO	17	25	25	26	88	McGrady 25	Willis 11	Carter/Oakley 6
NEW YORK	27	19	25	21	92	Sprewell/Houston 21	Ewing 9	Ward 5

## GAME TWO – NEW YORK 84, TORONTO 83

APRIL 26, 2000 – MADISON SQUARE GARDEN – ATTENDANCE: 19,763

The Raptors got off to a quick start by inserting Muggsy Bogues into the starting lineup ... Toronto jumped out to a 26-15 first quarter lead shooting .556 from the field ... Conversely the Knicks shot only .294 (5-17) ... The Raptors led by as many as 15 before New York went on a 9-0 run in the second, narrowing the score to 41-34 at the half ... Toronto pushed the lead back up to 16 early in the third quarter and headed into the final frame with a 67-55 margin ... In the final quarter Toronto saw its lead slip away as Larry Johnson scored eight straight points on a 12-3 run by the Knicks before fouling out at 5:09 ... Latrell Sprewell then tallied 11 straight Knick points, including game-tying free throws with 2:27 left ... With 7.9 second remaining Sprewell sunk a six-foot running jumper to make the score 84-83 and give New York its first lead since 9:48 of the first quarter and to complete the Knicks fourth-quarter 12-point comeback ... Toronto's last play, a three-pointer by Dee Brown rimmed out and the Knicks won the game 84-83 ... Carter led all scorers with 27 points including 13-of-16 free throws ... Kevin Willis had another strong game coming off the Toronto bench recording his second straight double-double with 16 points and 10 rebounds ... Tracy McGrady and Antonio Davis were the other Raptors to score in double figures with 13 and 12 points, respectively ... Sprewell was the top scorer for the Knicks with 25 points ... New York only had nine assists in the contest.

	1	2	3	4	F	POINTS	REBOUNDS	ASSISTS
TORONTO	26	15	26	16	83	Carter 27	Willis 10	Carter 5
NEW YORK	15	19	21	29	84	Sprewell 25	Camby 13	Houston 4

## GAME THREE – NEW YORK 77, TORONTO 80

APRIL 30, 2000 – AIR CANADA CENTRE – ATTENDANCE: 19,996

The first NBA postseason game played in Canada was witnessed before the largest crowd to-date at Air Canada Centre ... The thrilling contest was decided in the closing minute again and neither team led by more than seven points at any point in the game ... New York led 21-20 after the first quarter and 46-45 at the break ... They made 10-of-14 field goals in the second quarter ... Antonio Davis led all players with 14 points in the first half ... Midway through the third quarter, Tracy McGrady scored eight straight points to turn a one-point deficit into a 59-52 lead, Toronto's largest of the game ... The Knicks responded with eight in a row of their own and led 63-61 heading into the final frame ... New York scored the first eight points of the fourth quarter, immediately followed by a 7-0 run by the Raptors ... From the point of 8:03 remaining, neither team led by more than three points, until a Larry Johnson three-pointer banked in with 25 seconds left to raise New York's lead to five points ... The Raptors would not score again and two free throws by the Knicks gave them their largest lead of the match to end the game and the series ... Toronto was outscored 26-17 in the fourth quarter ... New York made 9-of-16 (.563) of its three-pointers while the Raptors were only 3-of-21 (.143), including a 0-10 mark in the second half ... Each team had five players score in double figures, while Charles Oakley and Davis combined for 26 rebounds.

	1	2	3	4	F	POINTS	REBOUNDS	ASSISTS
NEW YORK	21	25	15	26	87	Houston 23	Ewing 11	Sprewell 6
TORONTO	20	25	18	17	80	Davis 18	Oakley 14	Carter 8







# PLAYOFF STATISTICS



## 2008 PLAYOFF STATISTICS VS. ORLANDO

PLAYER	G-GS	MIN	FG-FGA	PCT	3FG-FGA	PCT	FT-FTA	PCT	OFF	DEF	TOT	AST	PF-DQ	STL	TO	BLK	PTS	AVG
Bosh	5-5	199	42-89	.472	1-7	.143	35-42	.833	20	25	45	18	19-0	8	13	2	120	24.0
Kapono	5-0	152	31-53	.585	13-24	.542	3-4	.750	2	11	13	4	9-0	2	2	0	78	15.6
Calderon	5-0	120	22-50	.440	10-21	.476	5-5	1.000	4	14	18	35	15-0	1	6	0	59	11.8
Ford	5-5	124	21-58	.362	1-8	.125	15-16	.938	3	19	22	33	10-0	5	10	0	58	11.6
Parker	5-5	196	20-49	.408	5-17	.294	12-14	.857	4	26	30	10	12-0	4	4	2	57	11.4
Delfino	5-0	121	15-37	.405	4-15	.267	9-10	.900	5	19	24	11	14-1	4	3	0	43	8.6
Bargnani	5-5	104	13-39	.333	4-16	.250	2-2	1.000	1	6	7	2	15-0	4	2	3	32	6.4
Moon	5-3	104	11-29	.379	4-11	.364	1-1	1.000	7	17	24	4	6-0	6	2	3	27	5.4
Nesterovic	5-2	77	11-22	.500	0-0	---	1-2	.500	3	10	13	3	14-0	1	5	2	23	4.6
Baston	1-0	1	0-0	---	0-0	---	0-0	---	0	0	0	0	0-0	1	0	0	0	0.0
Graham	2-0	2	0-2	.000	0-1	.000	0-0	---	0	0	0	0	0-0	0	0	0	0	0.0
Humphries	3-0	2	0-0	---	0-0	---	0-0	---	0	0	0	0	0-0	0	0	0	0	0.0
<b>RAPTORS</b>	<b>5</b>	<b>1200</b>	<b>186-428</b>	<b>.435</b>	<b>42-120</b>	<b>.350</b>	<b>83-96</b>	<b>.865</b>	<b>49</b>	<b>147</b>	<b>196</b>	<b>120</b>	<b>114-0</b>	<b>36</b>	<b>50</b>	<b>12</b>	<b>497</b>	<b>99.4</b>
<b>MAGIC</b>	<b>5</b>	<b>1200</b>	<b>185-392</b>	<b>.472</b>	<b>48-148</b>	<b>.324</b>	<b>102-132</b>	<b>.773</b>	<b>64</b>	<b>163</b>	<b>227</b>	<b>98</b>	<b>90-0</b>	<b>27</b>	<b>69</b>	<b>26</b>	<b>520</b>	<b>104.0</b>

### SINGLE-GAME HIGHS

### AVERAGE PER GAME

### CAREER HIGHS

PLAYER	SINGLE-GAME HIGHS							AVERAGE PER GAME							CAREER HIGHS						
	MIN	REB	AST	ST	TO	BL	PTS	MIN	REB	AST	STL	TO	BLK	PTS	FG	FGA	FT	FTA	REB	AST	PTS
Bosh	45	15	6	3	4	1	39	39.8	9.0	3.6	1.60	2.6	0.40	24.0	16C	26C	13C	13C	15C	9	39C
Kapono	34	5	2	1	1	0	20	30.4	2.6	0.8	0.40	0.4	0.00	15.6	8C	13C	2T	2T	5C	2C	20C
Calderon	26	7	13	1	3	0	18	24.0	3.6	7.0	0.20	1.2	0.00	11.8	12	20	2T	2T	7C	13C	25
Ford	30	5	13	2	4	0	21	24.8	4.4	6.6	1.00	2.0	0.00	11.6	11	22	6T	6T	7	15	27
Parker	44	7	4	2	2	2	24	39.2	6.0	2.0	0.80	0.8	0.40	11.4	8	14C	8	9	9	4C	26
Delfino	30	7	3	2	1	0	16	24.2	4.8	2.2	0.80	0.6	0.00	8.6	6C	11C	6C	6C	7C	3C	16C
Bargnani	28	3	2	1	1	2	9	20.8	1.4	0.4	0.80	0.4	0.60	6.4	6	11T	4	5	7	4	18
Moon	33	10	4	2	1	1	11	20.8	4.8	0.8	1.20	0.4	0.60	5.4	5C	9C	1C	1C	10C	4C	11C
Nesterovic	36	8	2	1	2	1	16	15.4	2.6	0.6	0.20	1.0	0.40	4.6	8T	18	3	4	10	3	16T
Baston	1	0	0	1	0	0	0	1.0	0.0	0.0	1.00	0.0	0.00	0.0	0C	0C	0C	0C	0C	0C	0C
Graham	1	0	0	0	0	0	0	1.0	0.0	0.0	0.00	0.0	0.00	0.0	2	5	2	3	10	1	6
Humphries	1	0	0	0	0	0	0	0.7	0.0	0.0	0.00	0.0	0.00	0.0	2	4	2	6	6	1	5
<b>RAPTORS</b>	<b>240</b>	<b>42</b>	<b>31</b>	<b>9</b>	<b>15</b>	<b>5</b>	<b>108</b>	<b>240.0</b>	<b>39.2</b>	<b>24.0</b>	<b>7.20</b>	<b>10.0</b>	<b>2.40</b>	<b>99.4</b>	<b>42C</b>	<b>92C</b>	<b>33</b>	<b>41</b>	<b>50</b>	<b>31C</b>	<b>108C</b>
<b>MAGIC</b>	<b>240</b>	<b>55</b>	<b>22</b>	<b>10</b>	<b>18</b>	<b>10</b>	<b>114</b>	<b>240.0</b>	<b>45.4</b>	<b>19.6</b>	<b>5.40</b>	<b>13.8</b>	<b>5.20</b>	<b>104.0</b>	<b>47</b>	<b>89C</b>	<b>28</b>	<b>38</b>	<b>55C</b>	<b>32</b>	<b>121</b>

## 2007 PLAYOFF STATISTICS VS. NEW JERSEY

PLAYER	G-GS	MIN	FG-FGA	PCT	3FG-FGA	PCT	FT-FTA	PCT	OFF	DEF	TOT	AST	PF-DQ	STL	TO	BLK	PTS	AVG
Bosh	6-6	222	36-91	.396	1-5	.200	32-38	.842	7	47	54	15	19-0	5	12	11	105	17.5
Ford	6-5	136	37-76	.487	5-10	.500	17-21	.810	5	5	10	24	7-0	7	14	2	96	16.0
Parker	6-6	240	26-62	.419	8-20	.400	31-39	.795	3	29	32	6	18-0	9	7	2	91	15.2
Calderon	6-1	146	35-69	.507	3-12	.250	5-6	.833	2	8	10	32	12-0	5	15	0	78	13.0
Bargnani	6-3	181	22-46	.478	7-17	.412	15-19	.789	3	21	24	6	16-0	5	7	3	66	11.0
Peterson	6-2	183	15-29	.517	6-12	.500	5-6	.833	5	22	27	2	20-1	2	6	2	41	6.8
Nesterovic	5-4	71	7-15	.467	0-0	---	3-3	1.000	10	13	23	3	4-0	0	4	2	17	3.4
Dixon	6-0	63	8-21	.381	2-8	.250	0-0	---	0	4	4	3	6-0	7	10	0	18	3.0
Graham	6-3	109	6-21	.286	0-1	.000	4-5	.800	1	19	20	2	12-0	4	6	0	16	2.7
Jackson	3-0	11	0-0	---	0-0	---	6-6	1.000	1	4	5	1	3-0	1	1	0	6	2.0
Humphries	6-0	69	3-9	.333	0-0	---	3-8	.375	7	10	17	1	11-0	1	3	2	9	1.5
Martin	2-0	8	0-2	.000	0-2	.000	2-2	1.000	0	1	1	2	0-0	0	0	0	2	1.0
<b>RAPTORS</b>	<b>6</b>	<b>1440</b>	<b>195-441</b>	<b>.442</b>	<b>32-87</b>	<b>.368</b>	<b>123-153</b>	<b>.804</b>	<b>44</b>	<b>183</b>	<b>227</b>	<b>97</b>	<b>128-1</b>	<b>46</b>	<b>88</b>	<b>24</b>	<b>545</b>	<b>90.8</b>
<b>NETS</b>	<b>6</b>	<b>1440</b>	<b>208-452</b>	<b>.460</b>	<b>55-142</b>	<b>.387</b>	<b>106-135</b>	<b>.785</b>	<b>57</b>	<b>187</b>	<b>244</b>	<b>148</b>	<b>128-0</b>	<b>41</b>	<b>95</b>	<b>21</b>	<b>577</b>	<b>96.2</b>

### SINGLE-GAME HIGHS

### AVERAGE PER GAME

### CAREER HIGHS

PLAYER	SINGLE-GAME HIGHS							AVERAGE PER GAME							CAREER HIGHS						
	MIN	REB	AST	ST	TO	BL	PTS	MIN	REB	AST	STL	TO	BLK	PTS	FG	FGA	FT	FTA	REB	AST	PTS
Bosh	45	13	9	3	3	4	25	37.0	9.0	2.5	0.83	2.0	1.83	17.5	10C	22C	8C	10C	13C	9C	25C
Ford	34	3	8	3	4	1	27	22.7	1.7	4.0	1.17	2.3	0.33	16.0	11C	22C	6	6T	7	15	27C
Parker	46	9	3	4	2	1	26	40.0	5.3	1.0	1.50	1.2	0.33	15.2	8C	13C	8C	9C	9C	3C	26C
Calderon	38	3	8	4	6	0	25	24.3	1.7	5.3	0.83	2.5	0.00	13.0	12C	20C	2C	2C	3C	8C	25C
Bargnani	41	7	4	2	3	1	18	30.2	4.0	1.0	0.83	1.2	0.50	11.0	6C	11C	4C	5C	7C	4C	18C
Peterson	45	8	2	2	3	1	17	30.5	4.5	0.3	0.33	1.0	0.33	6.8	8	13	4T	4T	8C	7	20
Nesterovic	23	10	3	0	2	1	7	14.2	4.6	0.6	0.00	0.8	0.40	3.4	8	18	3	4	10T	3T	16
Dixon	27	2	2	2	3	0	8	10.5	0.7	0.5	1.17	1.7	0.00	3.0	11	15	10	10	6	4	35
Graham	35	10	1	2	2	0	6	18.2	3.3	0.3	0.67	1.0	0.00	2.7	2C	5C	2C	3C	10C	1C	6C
Jackson	6	5	1	1	1	0	4	3.7	1.7	0.3	0.33	0.3	0.00	2.0	0C	0C	4C	4C	5C	1C	4C
Humphries	24	6	1	1	1	1	5	11.5	2.8	0.2	0.17	0.5	0.33	1.5	2C	4C	2C	6C	6C	1C	5C
Martin	5	1	2	0	0	0	2	4.0	0.5	1.0	0.00	0.0	0.00	1.0	5	12	6	7	6	6	16
<b>RAPTORS</b>	<b>240</b>	<b>44</b>	<b>20</b>	<b>10</b>	<b>23</b>	<b>6</b>	<b>98</b>	<b>240.0</b>	<b>37.8</b>	<b>16.2</b>	<b>7.67</b>	<b>14.7</b>	<b>4.00</b>	<b>90.8</b>	<b>41</b>	<b>88</b>	<b>33</b>	<b>41</b>	<b>50</b>	<b>29</b>	<b>102</b>
<b>NETS</b>	<b>240</b>	<b>46</b>	<b>31</b>	<b>9</b>	<b>19</b>	<b>7</b>	<b>102</b>	<b>240.0</b>	<b>40.7</b>	<b>24.7</b>	<b>6.83</b>	<b>15.8</b>	<b>3.50</b>	<b>96.2</b>	<b>47</b>	<b>85C</b>	<b>28</b>	<b>38</b>	<b>49</b>	<b>32</b>	<b>121</b>

## 2002 PLAYOFF STATISTICS VS. DETROIT

PLAYER	G-GS	MIN	FG-FGA	PCT	3FG-FGA	PCT	FT-FTA	PCT	OFF	DEF	TOT	AST	PF-DQ	STL	TO	BLK	PTS	AVG
Davis	5-5	202	34-75	.453	0-0	---	17-28	.607	16	37	53	7	17-0	2	10	5	85	17.0
Clark	5-5	174	26-48	.542	0-0	---	15-16	.938	14	26	40	8	19-0	2	14	8	67	13.4
A.Williams	5-5	196	24-75	.320	3-14	.214	9-11	.818	2	22	24	28	12-0	6	8	2	60	12.0
Childs	5-4	163	21-54	.389	8-17	.471	9-10	.900	2	17	19	37	15-0	4	20	0	59	11.8
Peterson	5-5	154	18-49	.367	2-17	.118	8-10	.800	3	11	14	11	17-0	5	7	3	46	9.2
J. Williams	5-1	143	14-33	.424	0-0	---	8-12	.667	16	17	33	7	19-0	9	4	1	36	7.2
Curry	4-0	59	10-25	.400	4-5	.800	4-4	1.000	0	5	5	4	4-0	5	3	2	28	7.0
Olajuwon	5-0	86	12-22	.545	0-0	---	4-6	.667	9	10	19	2	9-0	7	6	4	28	5.6
Stewart	1-0	8	2-2	1.000	0-0	---	0-0	---	0	3	3	0	2-0	0	1	1	4	4.0
Jackson	4-0	12	2-3	.667	0-0	---	2-6	.333	0	1	1	0	2-0	0	3	0	6	1.5
Bradley	1-0	3	0-0	---	0-0	---	0-0	---	0	1	1	1	1-0	0	0	0	0	0.0
<b>RAPTORS</b>	<b>5</b>	<b>1200</b>	<b>163-386</b>	<b>.422</b>	<b>17-53</b>	<b>.321</b>	<b>76-103</b>	<b>.738</b>	<b>62</b>	<b>150</b>	<b>212</b>	<b>105</b>	<b>117-0</b>	<b>40</b>	<b>80</b>	<b>26</b>	<b>419</b>	<b>83.8</b>
<b>PISTONS</b>	<b>5</b>	<b>1200</b>	<b>149-356</b>	<b>.419</b>	<b>35-94</b>	<b>.372</b>	<b>100-130</b>	<b>.769</b>	<b>52</b>	<b>131</b>	<b>183</b>	<b>91</b>	<b>106-0</b>	<b>40</b>	<b>75</b>	<b>26</b>	<b>433</b>	<b>86.6</b>

### SINGLE-GAME HIGHS

### AVERAGE PER GAME

### CAREER HIGHS

PLAYER	SINGLE-GAME HIGHS					AVERAGE PER GAME							CAREER HIGHS								
	MIN	REB	AST	ST	TO	BL	PTS	MIN	REB	AST	STL	TO	BLK	PTS	FG	FGA	FT	FTA	REB	AST	PTS
Davis	44	14	2	1	4	2	30	40.4	10.6	1.40	.40	2.0	1.00	17.0	14C	19C	9	12	15	4	30C
Clark	42	16	3	2	5	2	19	34.8	8.0	1.6	0.40	2.8	1.60	13.4	8C	15C	7	8	16C	3C	19C
A. Williams	42	8	9	3	3	2	17	39.2	4.8	5.6	1.20	1.6	0.40	12.0	10	19	7	7	8C	9C	23
Childs	43	7	14	2	5	0	22	32.6	3.8	7.4	0.80	4.0	0.00	11.8	9T	17	6	7	9	14C	25
Peterson	37	5	3	4	2	1	20	30.8	2.8	2.2	1.00	1.40	.60	9.2	8C	13C	4C	4C	5C	7	20C
J. Williams	38	13	2	3	2	1	13	28.6	6.6	1.4	1.80	0.8	0.20	7.2	5T	10T	4	7	13C	3	13C
Curry	22	3	2	3	2	1	17	14.8	1.3	1.0	1.25	0.8	0.50	7.0	12	17	4	4	7	5	27
Olajuwon	22	7	1	3	2	1	10	17.2	3.8	0.4	1.40	1.2	0.80	5.6	20	34	18T	20	26	10	49
Stewart	8	3	0	0	1	1	4	8.0	3.0	0.0	0.00	1.0	1.00	4.0	2C	2C	0T	0T	3C	0T	4C
Jackson	9	1	0	0	3	0	6	3.0	0.3	0.0	0.00	0.8	0.00	1.5	2C	3C	2C	6C	1C	0C	6C
Bradley	3	1	1	0	0	0	0	3.0	1.0	1.0	0.00	0.0	0.00	0.0	0C	0C	0C	0C	1C	0C	0C
<b>RAPTORS</b>	<b>240</b>	<b>50</b>	<b>25</b>	<b>14</b>	<b>20</b>	<b>6</b>	<b>94</b>	<b>240.0</b>	<b>42.4</b>	<b>21.0</b>	<b>8.00</b>	<b>16.0</b>	<b>5.20</b>	<b>83.8</b>	<b>41</b>	<b>88</b>	<b>33</b>	<b>41</b>	<b>50C</b>	<b>29</b>	<b>10C</b>
<b>PISTONS</b>	<b>240</b>	<b>46</b>	<b>22</b>	<b>12</b>	<b>23</b>	<b>7</b>	<b>96</b>	<b>240.0</b>	<b>36.6</b>	<b>18.2</b>	<b>8.00</b>	<b>15.0</b>	<b>5.20</b>	<b>86.6</b>	<b>47</b>	<b>81</b>	<b>28</b>	<b>38</b>	<b>49</b>	<b>32</b>	<b>121</b>

## 2001 PLAYOFF STATISTICS VS. NEW YORK / PHILADELPHIA

PLAYER	G-GS	MIN	FG-FGA	PCT	3FG-FGA	PCT	FT-FTA	PCT	OFF	DEF	TOT	AST	PF-DQ	STL	TO	BLK	PTS	AVG
Carter	12-12	539	122-280	.436	25-61	.410	58-74	.784	37	41	78	56	45-1	20	27	20	327	27.3
Davis	12-12	485	77-154	.500	0-0	---	43-53	.811	41	92	133	23	35-0	10	21	22	197	16.4
A. Williams	12-12	486	69-160	.431	10-28	.357	17-25	.680	6	29	35	50	34-0	15	16	8	165	13.8
Oakley	12-12	391	47-108	.435	3-8	.375	14-17	.824	20	56	76	21	29-0	12	22	7	111	9.3
Childs	12-9	380	37-90	.411	15-36	.417	20-23	.870	2	36	38	78	48-2	12	35	3	109	9.1
Curry	12-0	182	27-64	.422	14-37	.378	10-12	.833	2	12	14	10	10-0	6	11	1	78	6.5
Peterson	8-3	110	18-35	.514	4-9	.444	3-4	.750	2	10	12	15	10-0	6	6	0	43	5.4
Clark	11-0	103	11-30	.367	0-0	---	13-20	.650	7	16	23	6	16-0	2	4	3	35	3.2
J. Williams	11-0	164	12-24	.500	0-0	---	11-22	.500	20	25	45	9	23-0	10	6	6	35	3.2
Murray	2-0	5	1-3	.333	0-2	.000	0-0	---	0	0	0	0	1-0	1	2	0	2	1.0
Montross	5-0	31	2-5	.400	0-0	---	0-0	---	5	5	10	1	6-0	0	2	3	4	0.8
Stewart	2-0	4	0-1	.000	0-0	---	0-0	---	1	0	1	0	0-0	0	0	0	0	0.0
<b>RAPTORS</b>	<b>12</b>	<b>2880</b>	<b>423-954</b>	<b>.443</b>	<b>71-181</b>	<b>.392</b>	<b>189-250</b>	<b>.756</b>	<b>143</b>	<b>322</b>	<b>465</b>	<b>269</b>	<b>257-3</b>	<b>94</b>	<b>163</b>	<b>73</b>	<b>1106</b>	<b>92.2</b>
<b>OPPONENTS</b>	<b>12</b>	<b>2880</b>	<b>406-902</b>	<b>.450</b>	<b>49-137</b>	<b>.358</b>	<b>234-299</b>	<b>.783</b>	<b>129</b>	<b>344</b>	<b>473</b>	<b>218</b>	<b>263-3</b>	<b>89</b>	<b>166</b>	<b>58</b>	<b>1095</b>	<b>91.3</b>

### SINGLE-GAME HIGHS

### AVERAGE PER GAME

### CAREER HIGHS

PLAYER	SINGLE-GAME HIGHS					AVERAGE PER GAME							CAREER HIGHS								
	MIN	REB	AST	ST	TO	BL	PTS	MIN	REB	AST	STL	TO	BLK	PTS	FG	FGA	FT	FTA	REB	AST	PTS
Carter	48	10	9	4	6	4	50	44.9	6.5	4.7	1.67	2.3	1.67	27.3	19C	31C	13	16	10C	9C	50C
Davis	46	15	4	3	4	23	40.4	11.1	1.9	0.83	1.8	1.83	1.64	11C	16C	9	12	15C	4C	23C	
A. Williams	45	5	8	3	5	3	23	40.5	2.9	4.2	1.25	1.3	0.67	13.8	10C	19C	7C	7C	5C	8C	23C
Oakley	40	11	4	2	5	3	13	32.6	6.3	1.8	1.00	1.8	0.58	9.3	10	20	10	12	24	8	26
Childs	45	6	10	3	6	1	25	31.7	3.2	6.5	1.00	2.9	0.25	9.1	9	17	6	7	9	10T	25C
Curry	34	4	2	2	3	1	20	15.2	1.2	0.8	0.50	0.9	0.08	6.5	12	17	4	4	7	5	27
Peterson	38	4	7	2	3	0	17	13.8	1.5	1.9	0.75	0.8	0.00	5.4	7C	11C	2C	2C	4C	7C	17C
Clark	21	6	1	1	2	1	9	9.4	2.1	0.5	0.18	0.4	0.27	3.2	2C	7C	7C	8C	6C	1C	9C
J. Williams	28	7	3	3	2	2	10	14.9	4.1	0.8	0.91	0.5	0.55	3.2	5T	10	4C	7C	10	3C	11
Murray	3	0	0	1	1	0	2	2.5	0.0	0.0	0.50	1.0	0.00	1.0	8	14	10	11	5	2	22
Montross	18	6	1	0	1	2	2	6.2	2.0	0.2	0.00	0.4	0.60	0.8	2	4	2	2	6T	1C	6
Stewart	3	1	0	0	0	0	0	2.0	0.5	0.0	0.00	0.0	0.00	0.0	0C	1C	0C	0C	1C	0C	0C
<b>RAPTORS</b>	<b>240</b>	<b>48</b>	<b>29</b>	<b>11</b>	<b>18</b>	<b>11</b>	<b>102</b>	<b>240.0</b>	<b>38.8</b>	<b>22.4</b>	<b>7.83</b>	<b>13.6</b>	<b>6.08</b>	<b>9.2</b>	<b>41C</b>	<b>88C</b>	<b>33</b>	<b>41</b>	<b>48C</b>	<b>29C</b>	<b>10C</b>
<b>OPPONENTS</b>	<b>240</b>	<b>49</b>	<b>32</b>	<b>13</b>	<b>19</b>	<b>9</b>	<b>121</b>	<b>240.0</b>	<b>39.4</b>	<b>18.2</b>	<b>7.42</b>	<b>13.8</b>	<b>4.83</b>	<b>91.3</b>	<b>47C</b>	<b>81C</b>	<b>28</b>	<b>38</b>	<b>49C</b>	<b>32C</b>	<b>121C</b>

# PLAYOFF STATISTICS



## 2000 PLAYOFF STATISTICS VS. NEW YORK

PLAYER	G-GS	MIN	FG-FGA	PCT	3FG-FGA	PCT	FT-FTA	PCT	OFF	DEF	TOT	AST	PF-DQ	STL	TO	BLK	PTS	AVG
Carter	3-3	119	15-50	.300	1-10	.100	27-31	.871	9	9	18	19	12-0	3	8	4	58	19.3
McGrady	3-3	111	17-44	.386	2-7	.286	14-16	.875	10	11	21	9	10-0	3	10	3	50	16.7
Davis	3-3	105	14-24	.583	0-0	---	11-14	.786	7	18	25	3	9-0	1	4	4	39	13.0
Willis	3-0	76	12-33	.364	0-0	---	15-20	.750	6	20	26	1	11-0	2	2	0	39	13.0
Oakley	3-3	110	14-29	.483	2-7	.286	0-1	.000	2	21	23	11	14-0	6	5	1	30	10.0
Bogues	3-2	87	6-21	.286	3-9	.333	1-3	.333	3	3	6	5	4-0	4	4	0	16	5.3
Christie	3-1	61	3-13	.231	3-8	.375	3-6	.500	1	4	5	6	10-0	4	4	1	12	4.0
Curry	3-0	30	2-4	.500	2-3	.667	1-2	.500	1	1	2	1	4-0	2	2	0	7	2.3
Brown	3-0	19	0-4	.000	0-3	.000	0-0	---	0	2	2	2	4-0	2	1	0	0	0.0
Thomas	1-0	1	0-0	---	0-0	---	0-0	---	0	0	0	0	0-0	0	0	0	0	0.0
Williams	1-0	1	0-0	---	0-0	---	0-0	---	0	0	0	0	0-0	0	0	0	0	0.0
<b>RAPTORS</b>	<b>3</b>	<b>720</b>	<b>83-222</b>	<b>.374</b>	<b>13-47</b>	<b>.277</b>	<b>72-93</b>	<b>.774</b>	<b>39</b>	<b>89</b>	<b>128</b>	<b>57</b>	<b>78-0</b>	<b>27</b>	<b>43</b>	<b>13</b>	<b>251</b>	<b>83.7</b>
<b>KNICKS</b>	<b>3</b>	<b>720</b>	<b>91-201</b>	<b>.453</b>	<b>16-34</b>	<b>.471</b>	<b>65-87</b>	<b>.747</b>	<b>23</b>	<b>88</b>	<b>111</b>	<b>36</b>	<b>72-1</b>	<b>24</b>	<b>48</b>	<b>15</b>	<b>263</b>	<b>87.7</b>

### SINGLE-GAME HIGHS

PLAYER	AVERAGE PER GAME						CAREER HIGHS														
	MIN	REB	AST	STL	TO	BLK	PTS	MIN	REB	AST	STL	TO	BLK	PTS	FG	FGA	FT	FTA	REB	AST	PTS
Carter	43	7	8	2	5	2	27	39.7	6.0	6.3	1.00	2.7	1.33	19.3	7C	20C	13C	16C	7C	8C	27C
McGrady	39	10	5	2	6	2	25	37.0	7.0	3.0	1.00	3.3	1.00	16.7	9C	21C	7C	8C	10C	5C	25C
Davis	40	12	2	1	2	4	18	35.0	8.3	1.0	0.33	1.3	1.33	13.0	7T	12C	9	12	12T	3	18C
Willis	32	11	1	1	2	0	16	25.3	8.7	0.3	0.67	0.7	0.00	13.0	12	24	8T	11	16T	4	27
Oakley	41	14	6	4	4	1	11	36.7	7.7	3.7	2.00	1.7	0.33	10.0	10	20	10	12	24	8	26
Bogues	39	3	2	3	2	0	6	29.0	2.0	1.7	1.33	1.3	0.00	5.3	7	14	4	6	9	15	19
Christie	26	2	2	2	2	1	7	20.3	1.7	2.0	1.33	1.3	0.33	4.0	2T	7C	2C	4C	2T	4	7C
Curry	16	1	1	2	1	0	4	10.0	0.7	0.3	0.67	0.7	0.00	2.3	12	17	4	4	7	5	27
Brown	10	2	2	1	1	0	0	6.3	0.7	0.7	0.67	0.3	0.00	1.0	9	17	8	10	9	10	22
Thomas	1	0	0	0	0	0	0	1.0	0.0	0.0	0.00	0.0	0.00	0.0	0C	0C	0C	0C	0C	0C	0C
Williams	1	0	0	0	0	0	0	1.0	0.0	0.0	0.00	0.0	0.00	0.0	0C	0C	0C	0C	0C	0C	0C
<b>RAPTORS</b>	<b>240</b>	<b>47</b>	<b>23</b>	<b>12</b>	<b>16</b>	<b>7</b>	<b>88</b>	<b>240.0</b>	<b>42.7</b>	<b>19.0</b>	<b>9.00</b>	<b>14.3</b>	<b>4.33</b>	<b>83.7</b>	<b>30C</b>	<b>83C</b>	<b>33C</b>	<b>41C</b>	<b>47C</b>	<b>23C</b>	<b>88C</b>
<b>KNICKS</b>	<b>240</b>	<b>40</b>	<b>14</b>	<b>10</b>	<b>18</b>	<b>8</b>	<b>92</b>	<b>240.0</b>	<b>37.0</b>	<b>12.0</b>	<b>8.00</b>	<b>16.0</b>	<b>5.00</b>	<b>87.7</b>	<b>35C</b>	<b>72C</b>	<b>28C</b>	<b>38C</b>	<b>40C</b>	<b>14C</b>	<b>92C</b>

## RAPTORS PLAYOFF SINGLE-GAME RECORDS

### POINTS

50	Vince Carter	May 11, 2001	Game 3 vs. Philadelphia
39	Chris Bosh	April 26, 2008	Game 4 vs. Orlando
39	Vince Carter	May 18, 2001	Game 6 vs. Philadelphia

### FIELD GOALS

19	Vince Carter	May 11, 2001	Game 3 vs. Philadelphia
----	--------------	--------------	-------------------------

### FIELD GOALS ATTEMPTED

31	Vince Carter	May 18, 2001	Game 6 vs. Philadelphia
----	--------------	--------------	-------------------------

### 3-POINT FIELD GOALS

9	Vince Carter	May 11, 2001	Game 3 vs. Philadelphia
---	--------------	--------------	-------------------------

### 3-POINT FIELD GOALS ATTEMPTED

13	Vince Carter	May 11, 2001	Game 3 vs. Philadelphia
----	--------------	--------------	-------------------------

### FREE THROWS

13	Chris Bosh	April 20, 2008	Game 1 at Orlando
13	Vince Carter	April 26, 2000	Game 2 at New York

### FREE THROWS ATTEMPTED

16	Vince Carter	April 26, 2000	Game 2 at New York
----	--------------	----------------	--------------------

### OFFENSIVE REBOUNDS

9	Chris Bosh	April 26, 2008	Game 4 vs. Orlando
---	------------	----------------	--------------------

### DEFENSIVE REBOUNDS

12	Charles Oakley	April 30, 2000	Game 3 vs. New York
----	----------------	----------------	---------------------

### TOTAL REBOUNDS

16	Keon Clark	April 29, 2002	Game 4 vs. Detroit
----	------------	----------------	--------------------

### ASSISTS

14	Chris Childs	April 24, 2002	Game 2 at Detroit
----	--------------	----------------	-------------------

### STEALS

4	Jose Calderon	May 4, 2007	Game 6 at New Jersey
4	Anthony Parker	April 24, 2007	Game 2 vs. New Jersey
4	Morris Peterson	April 27, 2002	Game 3 vs. Detroit
4	Vince Carter	May 18, 2001	Game 6 vs. Philadelphia
4	Charles Oakley	April 30, 2000	Game 3 vs. New York

### TURNOVERS

6	Jose Calderon	April 27, 2007	Game 3 at New Jersey
6	Vince Carter	May 16, 2001	Game 5 at Philadelphia
6	Chris Childs	April 26, 2001	Game 2 at New York
6	Tracy McGrady	April 23, 2000	Game 1 at New York

### BLOCKS

4	Chris Bosh	May 1, 2007	Game 5 vs. New Jersey
4	Vince Carter	May 11, 2001	Game 3 vs. Philadelphia
4	Antonio Davis	May 2, 2001	Game 4 vs. New York
4	Antonio Davis	April 30, 2000	Game 3 vs. New York









# RECORDS



# RAPTORS SINGLE-GAME TEAM RECORDS

## TEAM HIGHS

### SCORING

Total points	136	at New Jersey*	March 5, 2011 (30T)
	134	vs. Chicago	March 29, 2009 (OT)
	131	vs. New York	April 14, 2010
1st quarter	48	at New Jersey	January 11, 1997
2nd quarter	44	vs. Detroit	November 4, 2009
3rd quarter	43	vs. Washington	January 31, 2007
4th quarter	42	at Golden State	March 15, 1997
1st half	79	at New Jersey	January 11, 1997
2nd half	79	vs. Chicago	March 29, 2009 (2nd + OT)
	74	at New Jersey*	March 5, 2011 (2nd + 3OT)
	74	vs. San Antonio	February 8, 2006 (2nd + OT)
	73	vs. Seattle	March 11, 2007 (2nd + OT)
	71	vs. Boston	November 18, 1997
Overtime	26	at New Jersey*	March 5, 2011 (3OT)
Margin of victory	+42	vs. Miami	March 19, 2008
Lead	+43	vs. Miami	March 19, 2008

### FIELD GOALS MADE

Game	52	vs. New York	April 14, 2010
Half	32	vs. Washington	December 1, 2010 (1st)
Quarter	19	2X - last: vs. Miami	November 20, 2009 (2nd)

### FIELD GOALS ATTEMPTED

Game	113	vs. NOK Hornets	April 2, 2006 (2OT)
	106	vs. Sacramento	January 6, 2000
Half	68	vs. NOK Hornets	April 2, 2006 (2nd & 2OT)
	57	vs. Sacramento	January 6, 2000 (2nd)
Quarter	49	at New Jersey*	March 5, 2011 (4th + 3OT)
	32	vs. Indiana	January 16, 1996 (4th)

### 3-POINT FIELD GOALS MADE

Game	21	vs. Philadelphia	March 13, 2005
Half	12	vs. Philadelphia	March 13, 2005 (1st)
Quarter	8	at New Orleans	November 6, 2009 (3rd)

### 3-POINT FIELD GOALS ATTEMPTED

Game	35	at NOK Hornets	April 7, 2006
Half	23	vs. NOK Hornets	April 2, 2006 (2nd + 2OT)
	19	vs. Washington	December 5, 1996 (2nd)
Quarter	17	vs. Seattle	November 13, 2005 (4th + OT)
	14	vs. Seattle	November 13, 2005 (4th)

### FREE THROWS MADE

Game	41	vs. Milwaukee	November 18, 2000
Half	32	at Detroit	February 9, 2000 (2nd)
Quarter	19	at Charlotte	March 31, 2008 (4th)

### FREE THROWS ATTEMPTED

Game	49	vs. Milwaukee	November 18, 2000
Half	37	at Detroit	February 9, 2000 (2nd)
Quarter	23	at Charlotte	March 31, 2008 (4th)

### SHOOTING PERCENTAGES

Field goal, game	.650	vs. New York	April 14, 2010 (52-80)
Field goal, half	.700	2X - last: vs. L.A. Clippers	February 4, 2007 (28-40) (1st)
Field goal, quarter	.867	at Charlotte	February 10, 2006 (13-15) (3rd)
Three-point	.786	vs. Orlando	February 4, 2004 (11-14)
Free throw	1.000	17X - last: at Philadelphia	April 4, 2012 (12-12)

## TEAM LOWS

### SCORING

Total points	56	at Minnesota	November 1, 2003
1st quarter	8	at Atlanta	January 17, 2004
2nd quarter	4	at Washington	November 7, 2003
3rd quarter	8	2X - last: at Cleveland	April 6, 2004
4th quarter	6	at San Antonio	November 1, 2002
1st half	23	at Washington	November 7, 2003
2nd half	23	at Miami	April 18, 2012
Overtime	3	2X - last: at Washington	February 6, 2012
Margin of victory	-46	at New York	April 15, 1996
Lead	-48	at New York	April 15, 1996

### FIELD GOALS MADE

Game	19	at Minnesota	November 1, 2003
Half	7	at Indiana	January 11, 2010 (2nd)
Quarter	2	6X - last: at L.A. Lakers	November 12, 2003 (4th)

### FIELD GOALS ATTEMPTED

Game	60	at Portland	January 18, 2006
Half	25	vs. Detroit	November 16, 1999 (2nd)
Quarter	10	at L.A. Lakers	November 12, 2003 (4th)

### 3-POINT FIELD GOALS

Game	0	10X - last: vs. Chicago	February 23, 2011
Half	0	several times	
Quarter	0	several times	

### 3-POINT FIELD GOAL ATTEMPTED

Game	3	vs. Portland	November 24, 1997
Half	0	at Minnesota	March 19, 2002 (1st)
Quarter	0	several times	

### FREE THROWS MADE

Game	0	vs. Charlotte**	January 9, 1996
Half	0	7X - last: at Chicago	January 14, 2012 (1st)
Quarter	0	several times	

### FREE THROW ATTEMPTED

Game	3	vs. Charlotte	January 9, 1996
Half	0	vs. Seattle	December 13, 2002 (1st)
Quarter	0	several times	

### SHOOTING PERCENTAGES

Game	.270	vs. Charlotte	November 20, 2000 (24-89)
Half	.206	at Indiana	January 11, 2010 (7-34) (2nd)
Quarter	.080	vs. Charlotte	March 15, 1999 (2-25) (3rd)
Three-point	.000	10X - last: vs. Chicago	February 23, 2011 (0-5)
Free throw	.000	vs. Charlotte	January 9, 1996 (0-3)

# RAPTORS SINGLE-GAME TEAM RECORDS

## TEAM HIGHS

### REBOUNDS

Game	65	vs. New York	March 21, 1999 (OT)
	61	vs. Washington	February 3, 2012
Half	37	vs. Milwaukee	March 13, 2001 (2nd)
Quarter	22	at Houston	December 31, 2010 (3rd)

### OFFENSIVE REBOUNDS

Game	31	vs. New York	March 21, 1999 (OT)
	28	vs. Indiana	April 12, 1999
Half	19	vs. Vancouver	March 9, 1997 (1st)
Quarter	12	vs. New Jersey	April 12, 1998 (1st)

### DEFENSIVE REBOUNDS

Game	45	2X - last: vs. Orlando	March 21, 2007
Half	25	vs. Denver	March 26, 2010 (2nd)
Quarter	18	vs. L.A. Lakers	December 17, 2000 (4th)

### ASSISTS

Game	39	vs. Indiana	December 15, 1997
Half	24	vs. New Jersey	December 21, 1999 (1st)
Quarter	14	6X - last: vs. Minnesota	February 4, 2011 (1st)

### STEALS

Game	18	at Denver	February 25, 1997 (OT)
	17	vs. Chicago	November 4, 2002 (OT)
	17	at Atlanta	March 4, 1999
Half	13	at Denver	February 25, 1997 (1st)
Quarter	8	3X - last: at L.A. Lakers	December 28, 2001 (2nd)

### BLOCKS

Game	23	vs. Atlanta**	March 23, 2001
Half	16	vs. Atlanta	March 23, 2001 (1st)
Quarter	9	2X - last: vs. Atlanta	March 23, 2001 (1st)

### TURNOVERS

Game	32	at Seattle	January 15, 1997
Half	19	at Seattle	January 15, 1997 (2nd)
Quarter	12	at Seattle	January 15, 1997 (4th)

### PERSONAL FOULS

Game	38	vs. New York	November 1, 1996
Half	25	vs. Vancouver	January 9, 2000 (2nd)
Quarter	16	3X - last: vs. Vancouver	January 9, 2000 (4th)

## TEAM LOWS

### REBOUNDS

Game	24	vs. Miami	February 15, 1998
Half	9	vs. Milwaukee	December 26, 1995 (2nd)
Quarter	2	5X - last: at Memphis	December 27, 2010 (3rd)

### OFFENSIVE REBOUNDS

Game	2	3X - last: vs. Detroit	December 22, 2010
Half	0	several times	
Quarter	0	several times	

### DEFENSIVE REBOUNDS

Game	14	3X - last: at Detroit	February 23, 1999
Half	5	vs. San Antonio	April 4, 2003 (1st)
Quarter	1	6X - last: at Sacramento	November 1, 2010 (4th)

### ASSISTS

Game	6	2X - last: at Atlanta	March 13, 1999
Half	1	2X - last: at Atlanta	March 13, 1999 (2nd)
Quarter	0	several times	

### STEALS

Game	0	3X - last: vs. Philadelphia	April 11, 2012
Half	0	several times	
Quarter	0	several times	

### BLOCKS

Game	0	several times	
Half	0	several times	
Quarter	0	several times	

### TURNOVERS

Game	3	2X - last: at Detroit	December 27, 2005
Half	1	11X - last: vs. Atlanta	March 17, 2010 (2nd)
Quarter	0	several times	

### PERSONAL FOULS

Game	10	vs. New Jersey	January 18, 2002
Half	3	3X - last: vs. L.A. Clippers	March 31, 2010 (1st)
Quarter	0	2X - last: vs. Miami	April 13, 2011 (3rd)

\* - Game played at the O2 Arena in London, England; \*\* - NBA Record

# OPPONENT SINGLE-GAME TEAM RECORDS

## OPPONENT TEAM HIGHS

### SCORING

Total points	152	at L.A. Clippers	March 13, 1998
1st quarter	45	at Golden State	March 25, 2011
2nd quarter	45	at Atlanta	April 9, 2010
3rd quarter	46	vs. Phoenix	January 30, 2005
4th quarter	45	vs. New York	April 6, 1996
1st half	84	at Golden State	March 25, 2011
2nd half	78	at L.A. Clippers	March 13, 1998
Overtime	22	at Boston	January 12, 2009

### FIELD GOALS MADE

Game	61	at L.A. Clippers	March 13, 1998
Half	32	at L.A. Clippers	March 13, 1998 (2nd)
Quarter	18	4X - last: at Houston	December 31, 2010 (2nd)

### FIELD GOALS ATTEMPTS

Game	109	2X - last: vs. Chicago	November 4, 2002 (OT)
Half	105	at Denver	November 24, 1999
Quarter	61	vs. Portland	January 13, 2008 (2nd + OT)
	60	vs. Philadelphia	April 19, 1998 (1st)
	37	at New Jersey*	March 5, 2011 (4th + 3OT)
	32	2X - last: vs. Vancouver	February 22, 1998 (2nd)

### 3-POINT FIELD GOALS MADE

Game	17	4X - last: vs. Orlando	November 1, 2009
Half	12	at New York	April 5, 2011 (1st)
Quarter	8	2X - last: at New Orleans	February 6, 2009 (4th)

### 3-POINT FIELD GOAL ATTEMPTS

Game	39	2X - last: at New York	February 20, 2009
Half	23	at San Antonio	December 20, 2008 (1st)
Quarter	14	at New York	February 20, 2009 (2nd)

### FREE THROWS MADE

Game	46	at New Orleans	March 21, 2004 (OT)
	41	at Charlotte	January 17, 2000
Half	35	at New Orleans	March 21, 2004 (2nd + OT)
	32	vs. Vancouver	January 9, 2000 (2nd)
Quarter	23	vs. Indiana	April 12, 1999 (4th)

### FREE THROW ATTEMPTS

Game	60	at New Orleans	March 21, 2004 (OT)
	55	at Charlotte	January 17, 2000
Half	44	at New Orleans	March 21, 2004 (2nd + OT)
	35	vs. Vancouver	January 9, 2000 (2nd)
Quarter	30	at Dallas	February 25, 1996 (4th)

### SHOOTING PERCENTAGES

Field goal, game	.693	at L.A. Clippers	March 13, 1998 (61-88)
Field goal, half	.771	vs. San Antonio	April 4, 2003 (27-35) (1st)
Field goal, quarter	.889	vs. San Antonio	April 4, 2003 (16-18) (2nd)
Three-point	1.000	3X - last: at L.A. Clippers	December 20, 2006 (1-1)
Free throw	1.000	7X - vs. L.A. Lakers	January 24, 2010 (9-9)

## OPPONENT TEAM LOWS

### SCORING

Total points	54	vs. Miami	March 19, 2008
1st quarter	8	vs. Minnesota	March 24, 2006
2nd quarter	8	at Indiana	April 10, 2002
3rd quarter	8	vs. Charlotte	January 22, 2007
4th quarter	2	at Golden State**	February 8, 2004
1st half	26	vs. Miami	March 19, 2008
2nd half	22	at Philadelphia	April 4, 2012
Overtime	2	vs. L.A. Clippers	December 1, 2000

### FIELD GOALS MADE

Game	20	vs. Miami	March 19, 2008
Half	6	at Miami	March 8, 2002 (2nd)
Quarter	1	at Golden State	February 8, 2004 (1-13) (4th)

### FIELD GOALS ATTEMPTS

Game	61	3X - last: vs. New York	February 3, 2006
Half	25	vs. Detroit	December 19, 1995 (2nd)
Quarter	10	at Vancouver	March 8, 1998 (3rd)

### 3-POINT FIELD GOALS MADE

Game	0	12X - last: vs. Washington	February 25, 2004
Half	0	several times	
Quarter	0	several times	

### 3-POINT FIELD GOAL ATTEMPTS

Game	1	at L.A. Clippers	December 20, 2006 (1-1)
Half	0	4X - last: vs. Utah	November 17, 2002 (2nd)
Quarter	0	several times	

### FREE THROWS MADE

Game	5	3X - last: at Houston	February 28, 2007
Half	0	4X - last: at Chicago	January 14, 2012 (1st)
Quarter	0	several times	

### FREE THROW ATTEMPTS

Game	6	vs. Miami	April 14, 2008
Half	0	4X - last: at Chicago	January 14, 2012 (1st)
Quarter	0	several times	

### SHOOTING PERCENTAGES

Field goal, game	.239	vs. San Antonio	February 7, 2002 (22-92) (OT)
	.256	vs. Miami	March 19, 2008 (20-78)
Field goal, half	.200	at Miami	March 8, 2002 (6-30) (2nd)
Field goal, quarter	.077	at Golden State	February 8, 2004 (1-13) (4th)
Three-point	.000	12X - last: vs. Washington	February 25, 2004
Free throw	.400	at Miami	February 27, 2006 (10-25)

# OPPONENT SINGLE-GAME TEAM RECORDS

## OPPONENT TEAM HIGHS

### REBOUNDS

Game	68	2X - last: vs. Chicago	November 4, 2002 (OT)
	64	at Washington	November 23, 2004
Half	42	at New Jersey*	March 5, 2011 (2nd + 3OT)
	38	at Washington	November 23, 2005 (1st)
Quarter	22	5X - last: at Philadelphia	October 29, 2008 (1st)

### OFFENSIVE REBOUNDS

Game	29	vs. Chicago	November 4, 2002 (OT)
	27	at Chicago	February 10, 1998
Half	18	at Washington	November 23, 2004 (1st)
Quarter	12	at New Jersey	January 11, 1997 (3rd)

### DEFENSIVE REBOUNDS

Game	47	2X - last: at Orlando	December 1, 2004
Half	27	vs. Orlando	November 7, 2007 (1st)
Quarter	22	at New Jersey*	March 5, 2011 (4th + 3OT)
	15	5X - last: vs. Chicago	April 11, 2010 (3rd)

### ASSISTS

Game	44	at Chicago	April 14, 1997
Half	24	at Chicago	April 14, 1997 (2nd)
Quarter	15	2X - last: at Cleveland	April 6, 2010 (3rd)

### STEALS

Game	27**	at Seattle	January 15, 1997
Half	15	at Seattle	January 15, 1997 (2nd)
Quarter	11	at Seattle	January 15, 1997 (4th)

### BLOCKS

Game	17	at New Jersey	April 17, 1996
Half	12	at New Jersey*	March 5, 2011 (2nd + 3OT)
	12	at Washington	April 13, 2009 (2nd)
Quarter	11	at New Jersey*	March 5, 2011 (4th + 3OT)
	8	at Houston	December 31, 2010 (3rd)

### TURNOVERS

Game	29	vs. New Jersey	November 3, 1995
Half	17	vs. Orlando	January 12, 2000 (1st)
Quarter	12	at Atlanta	November 1, 1997 (3rd)

### PERSONAL FOULS

Game	39	vs. Milwaukee	November 18, 2000
Half	27	at Detroit	February 9, 2000 (2nd)
Quarter	17	at Detroit	February 9, 2000 (3rd)

## OPPONENT TEAM LOWS

### REBOUNDS

Game	21	vs. Orlando	January 4, 2006
Half	9	4X - last: vs. Miami	March 9, 2008 (1st)
Quarter	0	at Philadelphia	April 3, 2010 (3rd)

### OFFENSIVE REBOUNDS

Game	1	at Cleveland	March 30, 1999
Half	0	several times	
Quarter	0	several times	

### DEFENSIVE REBOUNDS

Game	14	at Golden State	February 2, 1996
Half	4	vs. New Jersey	April 10, 2011 (1st)
Quarter	0	2X - last: vs. New Jersey	April 10, 2011 (2nd)

### ASSISTS

Game	10	6X - last: at Detroit	December 23, 2009
Half	2	3X - last: at Miami	March 8, 2002 (2nd)
Quarter	0	several times	

### STEALS

Game	1	7X - last: at Houston	March 3, 2009
Half	0	several times	
Quarter	0	several times	

### BLOCKS

Game	0	28X - last: vs. New Jersey	January 6, 2012
Half	0	several times	
Quarter	0	several times	

### TURNOVERS

Game	4	2X - last: vs. L.A. Lakers	February 4, 2009
Half	1	9X - last: at Detroit	December 11, 2010 (1st)
Quarter	0	several times	

### PERSONAL FOULS

Game	7	at Chicago	January 14, 2012
Half	2	5X - last: vs. Philadelphia	April 11, 2012 (1st)
Quarter	0	several times	

\*- Game played at the O2 Arena in London, England; \*\* - NBA Record



# RAPTORS SINGLE-GAME RECORDS



## SCORING

Points, game	51	Vince Carter	vs. Phoenix	February 27, 2000
Points, half (OT)	33	Vince Carter	at Atlanta	November 26, 2003 (2nd) (OT)
Points, half	31	Chris Bosh	vs. Orlando	February 7, 2007 (2nd)
Points, quarter	20	4X - last: Mike James	vs. Detroit	April 14, 2006 (4th)
Points, overtime	12	2X - last: Linas Kleiza	at Utah	January 25, 2012 (2OT)
Points off the bench	38	Donyell Marshall	vs. Philadelphia	March 13, 2005

## FIELD GOALS MADE

Field goals made, game	20	2X - last: Charlie Villanueva	at Milwaukee	March 26, 2006 (OT)
Field goals made, half (OT)	14	Vince Carter	at Atlanta	November 26, 2003 (2nd) (OT)
Field goals made, half	12	Vince Carter	vs. Denver	February 18, 2000 (2nd)
Field goals made, quarter	8	4X - last: Andrea Bargnani	at Indiana	February 2, 2010 (3rd)

## FIELD GOALS ATTEMPTED

Field goal attempts, game	37	Damon Stoudamire	at Boston	December 11, 1996 (30T)
Field goal attempts, game (OT)	34	Vince Carter	vs. Phoenix	December 10, 2000
Field goal attempts, half	26	Damon Stoudamire	at Boston	December 11, 1996 (2nd+3OT)
Field goal attempts, quarter	14	Vince Carter	vs. L.A. Clippers	November 16, 2004 (1st)

## FIELD GOAL %

Consecutive field goals made	9	2X - last: Chris Bosh	at New Orleans	November 6, 2009
Consecutive field goals missed (OT)	12	Rafer Alston	vs. Milwaukee	January 7, 2005 (OT)
Consecutive field goals missed	11	Antonio Davis	vs. Portland	November 16, 2000

## 3-POINT FIELD GOALS MADE

Three-point field goals, game	12	Donyell Marshall	vs. Philadelphia	March 13, 2005
Three-point field goals, half	6	4X - last: Jason Kapono	at Indiana	December 14, 2007 (2nd)
Three-point field goals, quarter	5	2X - last: Donyell Marshall	vs. Philadelphia	March 13, 2005 (4th)

## 3-POINT FIELD GOALS ATTEMPTED

Three-point field goal attempts, game	19	Donyell Marshall	vs. Philadelphia	March 13, 2005
Three-point field goal attempts, half	10	3X - last: Donyell Marshall	vs. Philadelphia	March 13, 2005 (2nd)
Three-point field goal attempts, quarter	9	Donyell Marshall	vs. Philadelphia	March 13, 2005 (4th)

## 3-POINT FIELD GOAL %

Consecutive three-point field goals made	5	5X - last: Jose Calderon	vs. New Orleans	December 14, 2008
Consecutive three-point field goals missed	8	2X - last: Doug Christie	vs. Detroit	April 25, 1999

## FREE THROWS MADE

Free throws, game	22	2X - last: Chris Bosh	at Phoenix	December 22, 2007
Free throws, half	14	2X - last: Chris Bosh	vs. Charlotte	March 20, 2009 (1st)
Free throws, quarter	12	2X - last: Chris Bosh	vs. Charlotte	March 20, 2009 (2nd)

## FREE THROWS ATTEMPTED

Free throw attempts, game	27	Vince Carter	at Phoenix	December 30, 2000
Free throw attempts, half	17	Vince Carter	at Phoenix	December 30, 2000 (2nd)
Free throw attempts, quarter	15	Vince Carter	at Phoenix	December 30, 2000 (4th)

## FREE THROW %

Consecutive free throws made	18	Mike James	vs. Detroit	April 14, 2006
Consecutive free throws missed	5	3X - last: Joey Dorsey	at Memphis	December 27, 2010

## REBOUNDS

Rebounds, game	24	Donyell Marshall	at Chicago	February 17, 2004
Rebounds, half	15	Reggie Evans	vs. Philadelphia	November 24, 2010 (1st)
Rebounds, quarter	10	5X - last: Reggie Evans	vs. Philadelphia	November 24, 2010 (1st)

## OFFENSIVE REBOUNDS

Offensive rebounds, game	10	5X - last: Chris Bosh	at Golden State	November 14, 2006
Offensive rebounds, half	8	4X - last: Chris Bosh	at Indiana	February 2, 2005 (2nd)
Offensive rebounds, quarter	7	3X - last: Amir Johnson	at L.A. Lakers	November 5, 2010 (4th)

## DEFENSIVE REBOUNDS

Defensive rebounds, game	18	Chris Bosh	at Philadelphia	March 25, 2005
Defensive rebounds, half	11	2X - last: Reggie Evans	vs. Philadelphia	November 24, 2010 (1st)
Defensive rebounds, quarter	9	Reggie Evans	vs. Philadelphia	November 24, 2010 (1st)

## ASSISTS

Assists, game	19	3X - last: Jose Calderon	vs. Minnesota	February 4, 2011
Assists, half	13	T.J. Ford	at Denver	November 18, 2006 (1st)
Assists, quarter	11	Doug Christie	vs. New York	February 15, 2000 (1st)

## STEALS

Steals, game (OT)	9	Doug Christie	at Denver	February 25, 1997 (OT)
Steals, game	8	5X - last: Morris Peterson	at Charlotte	February 10, 2006
Steals, half	8	Doug Christie	at Philadelphia	April 2, 1997 (2nd)
Steals, quarter	6	Jerome Williams	at Chicago	February 26, 2003 (3rd)

## BLOCKS

Blocks, game	12	Keon Clark	vs. Atlanta	March 23, 2001
Blocks, half	10	Keon Clark	vs. Atlanta	March 23, 2001 (1st)
Blocks, quarter	5	2X - last: Jermaine O'Neal	vs. L.A. Lakers	February 4, 2009 (3rd)

## TURNOVERS

Turnovers, game	12	Damon Stoudamire	at Chicago	January 25, 1997
Turnovers, half	8	Damon Stoudamire	at Sacramento	January 30, 1996 (1st)
Turnovers, quarter	5	7x - last: Doug Christie	vs. Miami	April 10, 1998 (3rd)

## MINUTES

Minutes played	63	Vince Carter	vs. Sacramento	February 23, 2001 (3OT)
----------------	----	--------------	----------------	-------------------------

# OPPONENT SINGLE-GAME RECORDS

## SCORING

Points, game	81	Kobe Bryant	at L.A. Lakers	January 22, 2006
Points, half	55	Kobe Bryant	at L.A. Lakers	January 22, 2006 (2nd)
Points, quarter	28	Kobe Bryant	at L.A. Lakers	January 22, 2006 (4th)
Points, overtime	12	Larry Johnson	at Charlotte	November 11, 1995
Points off the bench	36	2X – last: Jamal Crawford	vs. Atlanta	January 12, 2011

## FIELD GOALS MADE

Field goals made, game	28	Kobe Bryant	at L.A. Lakers	January 22, 2006
Field goals made, half	18	Kobe Bryant	at L.A. Lakers	January 22, 2006 (2nd)
Field goals made, quarter	11	Kobe Bryant	at L.A. Lakers	January 22, 2006 (3rd)

## FIELD GOALS ATTEMPTED

Field goal attempts, game	46	Kobe Bryant	at L.A. Lakers	January 22, 2006
Field goal attempts, half	28	Kobe Bryant	at L.A. Lakers	March 7, 2006 (2nd)
Field goal attempts, quarter	15	Kobe Bryant	at L.A. Lakers	March 7, 2006 (3rd)

## FIELD GOAL PERCENTAGE

Consecutive field goals made	10	Desmond Mason	at Milwaukee	November 6, 2007
Consecutive field goals missed	13	Vince Carter	at New Jersey	February 17, 2004

## 3-POINT FIELD GOALS MADE

Three-point field goals made, game	8	4X – last: Ryan Anderson	vs. Orlando	March 26, 2012
Three-point field goals made, half	6	6X – last: Ryan Anderson	vs. Orlando	March 26, 2012 (1st)
Three-point field goals made, quarter	5	2X – last: Mike Miller	at Miami	January 22, 2011 (2nd)

## 3-POINT FIELD GOALS ATTEMPTED

Three-point field goal attempts, game	16	2X – last: Jamal Crawford	vs. New York	February 22, 2008
Three-point field goal attempts, half (OT)	12	Nick Van Exel	vs. Denver	December 7, 2001 (2nd + OT)
Three-point field goal attempts, half	11	Kobe Bryant	at L.A. Lakers	January 22, 2006 (2nd)
Three-point field goal attempts, quarter	8	Mike Miller	at Miami	January 22, 2011 (2nd)

## 3-POINT FIELD GOAL %

Consecutive three-point field goals made	8	Sam Perkins	at Seattle	January 15, 1997
Consecutive three-point field goals missed	10	George McCloud	vs. Dallas	March 10, 1996

## FREE THROWS MADE

Free throws made, game	18	4X – last: Paul Pierce	vs. Boston	April 4, 2006
Free throws made, half	15	2X – last: Kevin Durant	vs. Oklahoma City	March 19, 2010 (1st)
Free throws made, quarter	10	Shareef Abdur-Rahim	vs. Vancouver	January 9, 2000 (3rd)

## FREE THROWS ATTEMPTED

Free throw attempts, game	24	Paul Pierce	vs. Boston	April 4, 2006
Free throw attempts, half	17	Grant Hill	vs. Detroit	March 5, 1996 (2nd)
Free throw attempts, quarter	12	3X – last: Larry Hughes	vs. Washington	November 28, 2004 (4th)

## FREE THROW %

Consecutive free throws made	16	Carmelo Anthony	at Denver	November 17, 2004
Consecutive free throws missed	7	Jason Collins	vs. New Jersey	December 19, 2004

## REBOUNDS

Rebounds, game	29	Dikembe Mutombo	at Atlanta	January 31, 2001
Rebounds, half	15	4X – last: Dwight Howard	at Orlando	December 1, 2004 (2nd)
Rebounds, quarter	13	Isaac Austin	at Miami	November 22, 1997 (2nd)

## OFFENSIVE REBOUNDS

Offensive rebounds, game	12	2X – last: Emeka Okafor	at New Orleans	January 17, 2011
Offensive rebounds, half	8	2X – last: LaMarcus Aldridge	at Portland	March 14, 2010 (1st)
Offensive rebounds, quarter	6	3X – last: Ryan Anderson	vs. Orlando	March 5, 2012 (2nd)

## DEFENSIVE REBOUNDS

Defensive rebounds, game	20	2x – last: Ben Wallace	vs. Detroit	April 17, 2001
Defensive rebounds, half	13	Ben Wallace	at Detroit	April 11, 2001 (2nd)
Defensive rebounds, quarter	9	Shawn Marion	vs. Phoenix	January 30, 2005 (1st)

## ASSISTS

Assists, game (OT)	18	Deron Williams	at New Jersey*	March 5, 2011 (3OT)
Assists, game	18	3X – last: Chris Paul	vs. New Orleans	November 6, 2009
Assists, half	13	Steve Nash	at Phoenix	December 19, 2006 (1st)
Assists, quarter	9	2X – last: Jose Juan Barea	at Dallas	November 7, 2009 (4th)

## STEALS

Steals, game	7	3X – last: Antonio McDyess	at Detroit	January 15, 2008
Steals, half	6	David Wesley	vs. Boston	February 3, 1997 (2nd)
Steals, quarter	5	2X – last: David Wesley	vs. Boston	February 3, 1997 (4th)

## BLOCKS

Blocks, game	12	Shawn Bradley	at New Jersey	April 17, 1996
Blocks, half	8	Shawn Bradley	at New Jersey	April 17, 1996 (1st)
Blocks, quarter	6	2X – last: Shawn Bradley	at New Jersey	April 17, 1996 (1st)

## TURNOVERS

Turnovers, game	10	Andre Iguodala	vs. Philadelphia	April 12, 2009
Turnovers, half	7	2X – last: Dwight Howard	at Orlando	January 6, 2010 (1st)
Turnovers, quarter	6	Jon Barry	vs. Sacramento	January 6, 2000 (4th)

## MINUTES

Minutes played	58	Horace Grant	at Orlando	February 27, 1998 (3OT)
----------------	----	--------------	------------	-------------------------

\* - Game played at the O2 Arena in London, England

# TOP TEAM PERFORMANCES



## TORONTO

<b>MOST POINTS</b>	136..... at New Jersey* ..... March 26, 2011 (30T) 134..... vs. Chicago ..... March 29, 2009 (0T) 131..... vs. New York ..... April 14, 2010 129..... vs. New York ..... January 15, 2006 128..... at Philadelphia ..... April 3, 2010 (0T) 128..... vs. Philadelphia ..... March 13, 2005
<b>FEWEST POINTS</b>	56..... at Minnesota ..... November 1, 2003 60..... at Washington ..... November 7, 2003 62..... at Philadelphia ..... January 7, 2012 62..... vs. Milwaukee ..... November 23, 2003 64..... at Boston ..... February 1, 2012 64..... at Chicago ..... January 14, 2012 64..... at Indiana ..... April 2, 2004 64..... at Sacramento ..... November 14, 2003 64..... vs. Charlotte ..... November 20, 2000
<b>HIGHEST FG%</b>	.650..... vs. New York ..... April 14, 2010 (52-80) .630..... vs. Orlando ..... January 4, 2006 (46-73) .629..... at Detroit ..... December 11, 2010 (44-70) .619..... at Cleveland ..... March 3, 1996 (39-63) .616..... vs. Atlanta ..... April 12, 2002 (45-73)
<b>LOWEST FG%</b>	.270..... vs. Charlotte ..... November 20, 2000 (24-89) .275..... at Minnesota ..... November 1, 2003 (19-69) .291..... at Memphis ..... February 7, 2009 (23-79) .294..... vs. Orlando ..... April 10, 1997 (25-85) .296..... vs. Miami ..... April 6, 1999 (24-81)
<b>HIGHEST FT%</b>	1.000..... 17X - last: at Philadelphia ..... April 4, 2012(12-12)
<b>MOST FT WITHOUT MISS</b>	28..... vs. Boston ..... April 4, 2006 (28-28)
<b>LOWEST FT%</b>	.000..... vs. Charlotte ..... January 9, 1996 (0-3) .143..... at Chicago ..... January 14, 2012 (1-7) .357..... at Memphis ..... December 27, 2010 (5-14) .429..... at San Antonio ..... December 12, 2001 (3-7) .444..... at Boston ..... February 1, 2012 (8-18)
<b>MOST REBOUNDS</b>	65..... vs. New York ..... March 21, 1999 (0T) 62..... at Boston ..... December 11, 1996 (30T) 61..... vs. Washington ..... February 3, 2012 61..... vs. L.A. Lakers ..... December 17, 2000 (0T) 60..... vs. Golden State ..... November 7, 2001
<b>FEWEST REBOUNDS</b>	24..... vs. Miami ..... February 15, 1998 25..... vs. Minnesota ..... December 14, 2005 25..... vs. Chicago ..... February 16, 2005 25..... vs. Chicago ..... January 21, 2004 26..... vs. New York ..... April 15, 2007
<b>MOST ASSISTS</b>	39..... vs. Indiana ..... December 15, 1997 37..... at Detroit ..... April 12, 2010 37..... at Chicago ..... January 29, 2000 37..... vs. Minnesota ..... January 21, 1997 36..... vs. Oklahoma City ..... March 27, 2009 36..... at Atlanta ..... April 2, 2008 (0T) 36..... at Chicago ..... November 10, 2007 36..... vs. Seattle ..... November 21, 1995
<b>FEWEST ASSISTS</b>	6..... at Atlanta ..... March 13, 1999 6..... at Indiana ..... February 24, 1999 9..... at Houston ..... November 2, 2002 9..... at San Antonio ..... November 1, 2002 9..... at Detroit ..... January 4, 1997
<b>MARGIN OF VICTORY</b>	42..... vs. Miami (96-54) ..... March 19, 2008 39..... vs. Washington (122-83) ..... January 30, 2008 39..... vs. Atlanta (112-73) ..... April 12, 2002 37..... at New Jersey (106-69) ..... November 2, 2007 36..... vs. Portland (120-84) ..... January 28, 1997

## OPPONENTS

<b>MOST POINTS</b>	152..... at L.A. Clippers ..... March 13, 1998 146..... at Atlanta ..... December 2, 2009 140..... vs. Phoenix ..... March 31, 2006 139..... vs. New York ..... April 6, 1996 138..... at Golden State ..... March 25, 2011
<b>FEWEST POINTS</b>	54..... vs. Miami ..... March 19, 2008 64..... at Detroit ..... December 23, 2009 67..... vs. New Jersey ..... April 26, 2012 68..... vs. Washington ..... October 30, 2002 68..... vs. New York ..... December 14, 2000
<b>HIGHEST FG%</b>	.693..... at L.A. Clippers ..... March 13, 1998 (61-88) .648..... at Dallas ..... March 7, 2002 (46-71) .641..... at Portland ..... March 12, 2003 (50-78) .631..... vs. San Antonio ..... November 10, 1997 (41-65) .624..... at Dallas ..... November 7, 2009 (53-85)
<b>LOWEST FG%</b>	.239..... vs. San Antonio ..... February 7, 2002 (0T) (22-92) .256..... vs. Miami ..... March 19, 2008 (20-78) .279..... at Detroit ..... December 23, 2009 (24-86) .296..... vs. Cleveland ..... January 4, 2012 (24-81) .296..... vs. Washington ..... October 30, 2002 (24-81)
<b>HIGHEST FT%</b>	1.000..... 7X - last: vs. L.A. Lakers ..... January 24, 2010 (9-9)
<b>MOST FT WITHOUT MISS</b>	17..... at Miami ..... February 4, 2008 (17-17)
<b>LOWEST FT%</b>	.400..... at Miami ..... February 27, 2006 (10-25) .412..... vs. Indiana ..... April 1, 1999 (7-17) .421..... vs. New York ..... February 15, 2000 (8-19) .441..... vs. L.A. Clippers ..... December 1, 2000 (15-34) .455..... vs. Milwaukee ..... January 25, 2008 (10-22)
<b>MOST REBOUNDS</b>	68..... vs. Chicago ..... November 4, 2002 (0T) 68..... at Golden State ..... March 15, 1998 (0T) 64..... at Washington ..... November 23, 2004 62..... at New Jersey* ..... March 5, 2011 (30T) 61..... at New Jersey ..... December 6, 2004 61..... at Orlando ..... December 1, 2004 61..... at Washington ..... March 3, 2004 61..... at Boston ..... December 11, 1996 (30T)
<b>FEWEST REBOUNDS</b>	21..... vs. Orlando ..... January 4, 2006 24..... at Cleveland ..... March 3, 1996 26..... at Boston ..... November 27, 2009 26..... vs. Indiana ..... April 7, 2002 26..... at Detroit ..... March 19, 1997
<b>MOST ASSISTS</b>	44..... at Chicago ..... April 14, 1997 40..... at Sacramento ..... January 30, 1998 38..... at Cleveland ..... April 6, 2010 38..... vs. Phoenix ..... December 5, 2007 38..... vs. Seattle ..... November 6, 1997 38..... vs. San Antonio ..... February 29, 1996
<b>FEWEST ASSISTS</b>	10..... at Detroit ..... December 23, 2009 10..... at Orlando ..... December 13, 2006 10..... vs. Milwaukee ..... April 4, 2004 10..... vs. New Orleans ..... March 7, 2004 10..... at Orlando ..... November 28, 2003 10..... at New Jersey ..... November 5, 1999
<b>MARGIN OF VICTORY</b>	46..... at New York (125-79) ..... April 15, 1996 44..... at Seattle (122-78) ..... January 15, 1997 44..... at Detroit (118-74) ..... January 4, 1997 40..... at Orlando (112-72) ..... January 21, 2011 40..... vs. Orlando (126-86) ..... March 29, 1996

# TOP INDIVIDUAL PERFORMANCES

## TORONTO

### POINTS

51	Vince Carter	vs. Phoenix	February 27, 2000
48	Charlie Villanueva	at Milwaukee	March 26, 2006 (OT)
48	Vince Carter	vs. Milwaukee	November 18, 2000
47	Vince Carter	vs. Milwaukee	January 14, 2000
46	Vince Carter	at Phoenix	December 30, 2000
44	Vince Carter	at Indiana	December 20, 2000 (OT)
45	Chris Bosh	at Milwaukee	January 20, 2010
43	Vince Carter	at Atlanta	November 26, 2003 (OT)
43	Vince Carter	at Atlanta	March 8, 2003
43	Vince Carter	at Houston	March 5, 2002
43	Vince Carter	at Utah	November 10, 2001

### REBOUNDS

24	Donyell Marshall	at Chicago	February 17, 2004
22	Reggie Evans	vs. Philadelphia	November 24, 2010
22	Chris Bosh	at Golden State	November 14, 2006
22	Chris Bosh	at Philadelphia	March 25, 2005
21	Popeye Jones	at Boston	December 11, 1996 (GOT)
20	3X - last: Joey Dorsey	at Milwaukee	April 11, 2011

### ASSISTS

19	Jose Calderon	vs. Minnesota	February 4, 2011
19	Jose Calderon	vs. Chicago	March 29, 2009 (OT)
19	Damon Stoudamire	at Houston	February 27, 1996
18	T.J. Ford	vs. New York	March 14, 2007
18	T.J. Ford	at Denver	November 18, 2006

### BLOCKS

12	Keon Clark	vs. Atlanta	March 23, 2001
11	Marcus Camby	at New Jersey	April 14, 1998
10	Marcus Camby	vs. Philadelphia	April 19, 1998
9	Jermaine O'Neal	vs. L.A. Lakers	February 4, 2009
9	Haakeem Olajuwon	at San Antonio	December 12, 2001
9	Marcus Camby	vs. Phoenix	February 1, 1997
9	Oliver Miller	vs. L.A. Clippers	April 2, 1996

### STEALS

9	Doug Christie	at Denver	February 25, 1997 (OT)
8	Morris Peterson	at Charlotte	February 10, 2006
8	Jerome Williams	at Chicago	February 26, 2003
8	Doug Christie	at Atlanta	March 4, 1999
8	Doug Christie	at Philadelphia	April 2, 1997
8	Doug Christie	at Philadelphia	January 29, 1997

### FIELD GOALS MADE

20	Charlie Villanueva	at Milwaukee	March 26, 2006 (OT)
20	Vince Carter	vs. Milwaukee	January 14, 2000
18	Vince Carter	at Atlanta	November 26, 2003 (OT)
18	Vince Carter	at Houston	March 5, 2002
17	Vince Carter	at Indiana	December 20, 2000 (OT)
17	Vince Carter	vs. Phoenix	February 27, 2000
16	7X - last: Andrea Bargnani	at New York	December 8, 2010

### 3-POINT FIELD GOALS MADE

12	Donyell Marshall	vs. Philadelphia	March 13, 2005
9	Dee Brown	at Milwaukee	April 28, 1999
8	Vince Carter	at Utah	November 10, 2001
8	Dee Brown	at Cleveland	March 30, 1999
7	11X - last: Jose Calderon	at Golden State	March 13, 2010

### FREE THROWS MADE

22	Chris Bosh	at Phoenix	December 22, 2007
22	Vince Carter	at Phoenix	December 30, 2000
20	Chris Bosh	vs. Golden State	April 4, 2010
19	Chris Bosh	vs. Charlotte	March 20, 2009
18	Mike James	vs. Detroit	April 14, 2006

## OPPONENTS

### POINTS

81	Kobe Bryant	at L.A. Lakers	January 22, 2006
56	LeBron James	vs. Cleveland	March 20, 2005
51	Allen Iverson	at Philadelphia	January 21, 2001 (OT)
50	Jamal Crawford	vs. Chicago	April 11, 2004 (OT)
48	Kobe Bryant	at L.A. Lakers	December 28, 2004
46	Kobe Bryant	vs. L.A. Lakers	February 1, 2008
45	Shaquille O'Neal	at Phoenix	February 27, 2009
44	Jerry Stackhouse	vs. Detroit	Oct. 31, 2000
44	Allen Iverson	at Philadelphia	March 22, 2000
43	Jamal Crawford	at New York	February 22, 2008

### REBOUNDS

29	Dikembe Mutombo	at Atlanta	January 31, 2001
28	Ben Wallace	vs. Detroit	April 17, 2001
23	LaMarcus Aldridge	vs. Portland	January 20, 2012
23	Ben Wallace	at Detroit	April 11, 2001
22	Aaron Gray	at Chicago	April 16, 2008
22	Isaac Austin	at Miami	November 22, 1997
21	4X - last: Kris Humphries	at New Jersey	March 14, 2012
20	11X - last: Troy Murphy	vs. Indiana	December 10, 2008

### ASSISTS

18	Deron Williams	at New Jersey	March 5, 2011 (3OT)
18	Chris Paul	vs. New Orleans	November 6, 2009
18	Steve Nash	vs. Phoenix	January 18, 2009
18	Steve Nash	vs. Phoenix	December 5, 2007
17	Andre Miller	at Cleveland	February 12, 2002
17	Brevin Knight	at Cleveland	March 4, 1998

### BLOCKS

12	Shawn Bradley	at New Jersey	April 17, 1996
10	Jermaine O'Neal	at Indiana	January 22, 2003
9	Dikembe Mutombo	at Denver	January 27, 1996
8	Brook Lopez	at New Jersey	March 5, 2011 (3OT)
8	Dwight Howard	at Orlando	December 16, 2009
8	Dikembe Mutombo	vs. Atlanta	December 22, 2000
8	Ervin Johnson	at Milwaukee	April 7, 1998
8	Michael Stewart	vs. Sacramento	January 21, 1998

### STEALS

7	Antonio McDyess	at Detroit	January 15, 2008
7	Edie Jones	vs. Charlotte	April 27, 1999
7	Grant Long	at Atlanta	November 25, 1995
6	12X - last: Vince Carter	vs. Phoenix	February 25, 2011

### FIELD GOALS MADE

28	Kobe Bryant	at L.A. Lakers	January 22, 2006
20	Shaquille O'Neal	at Phoenix	February 27, 2009
20	Allen Iverson	at Philadelphia	January 21, 2001 (OT)
19	Kobe Bryant	vs. L.A. Lakers	February 1, 2008
19	Juwan Howard	vs. Washington	April 19, 1996
18	Vince Carter	vs. New Jersey	January 8, 2006
18	LeBron James	vs. Cleveland	March 20, 2005
18	Jamal Crawford	vs. Chicago	April 11, 2004 (OT)

### 3-POINT FIELD GOALS MADE

8	Ryan Anderson	vs. Orlando	March 26, 2012
8	Mickael Pietrus	at Orlando	November 12, 2012
8	Ray Allen	vs. Boston	January 11, 2009
8	Sam Perkins	at Seattle	January 15, 1997
7	13X - last: Danny Granger	vs. Indiana	November 24, 2009

### FREE THROWS MADE

18	Paul Pierce	vs. Boston	April 4, 2006
18	Kobe Bryant	at L.A. Lakers	January 22, 2006
18	Allen Iverson	at Philadelphia	December 2, 2003
18	Jerry Stackhouse	vs. Philadelphia	December 1, 1995
17	Kevin Durant	vs. Oklahoma City	March 19, 2010
17	Gilbert Arenas	vs. Washington	January 7, 2007
17	Gilbert Arenas	at Washington	January 21, 2005

# TRIPLE-DOUBLES & 20-20 GAMES



## TORONTO TRIPLE-DOUBLE GAMES

PLAYER	OPPONENT	DATE	STAT LINE		
Damon Stoudamire	vs. Seattle	November 21, 1995	20 points	12 rebounds	11 assists
Damon Stoudamire	vs. L.A. Lakers	November 8, 1996	21 points	10 rebounds	10 assists
Damon Stoudamire	vs. Philadelphia	March 18, 1997	30 points	10 rebounds	12 assists
Marcus Camby	at New Jersey	April 14, 1998	15 points	12 rebounds	11 blocks
Marcus Camby	vs. Philadelphia	April 19, 1998	13 points	11 rebounds	10 blocks
Vince Carter	vs. Cleveland	April 10, 2000	31 points	11 rebounds	10 assists
Charles Oakley	at Chicago	November 11, 2000	10 points	11 rebounds	12 assists
Mark Jackson	vs. Chicago	November 26, 2000	11 points	11 rebounds	11 assists
Alvin Williams	vs. Atlanta	March 23, 2001	11 points	10 rebounds	14 assists
Ben Uzoh	vs. New Jersey	April 26, 2012	12 points	11 rebounds	12 assists

## TORONTO 20-20 GAMES

PLAYER	OPPONENT	DATE	STAT LINE	
Popeye Jones	at Boston	December 11, 1996	22 points	21 rebounds
Chris Bosh	at Philadelphia	March 25, 2005	24 points	22 rebounds
Chris Bosh	at Golden State	November 14, 2006	23 points	22 rebounds

## OPPONENT TRIPLE-DOUBLE GAMES

PLAYER	OPPONENT	DATE	STAT LINE		
Grant Hill	at Detroit	December 28, 1995	17 points	10 rebounds	11 assists
Shawn Bradley	at New Jersey	April 17, 1996	11 points	10 rebounds	12 blocks
Karl Malone	at Utah	February 27, 1997	32 points	13 rebounds	10 assists
Mark Jackson	vs. Indiana	March 25, 1997	10 points	11 rebounds	12 assists
Michael Jordan	at Chicago	April 14, 1997	30 points	11 rebounds	10 assists
Mookie Blaylock	vs. Atlanta	March 17, 1998	10 points	11 rebounds	12 assists
Gary Payton	at Seattle	March 12, 2000	22 points	10 rebounds	10 assists
Anthony Mason	at Charlotte	March 31, 2000 (OT)	31 points	14 rebounds	11 assists
Jason Kidd	at New Jersey	February 2, 2002	31 points	10 rebounds	10 assists
Andre Miller	at Cleveland	February 12, 2002	22 points	10 rebounds	17 assists
Jermaine O'Neal	at Indiana	January 22, 2003	18 points	10 rebounds	10 blocks
Chris Webber	vs. Sacramento	January 26, 2003	24 points	19 rebounds	10 assists
Chris Webber	at Sacramento	November 9, 2004	21 points	11 rebounds	11 assists
Larry Hughes	vs. Washington	November 28, 2004	33 points	10 rebounds	10 assists
LeBron James	vs. Cleveland	April 20, 2005	27 points	14 rebounds	14 assists
Andre Kirilenko	at Utah	January 17, 2006	18 points	16 rebounds	11 assists
Jason Kidd	at New Jersey	March 4, 2006	14 points	13 rebounds	15 assists
Chris Paul	vs. New Orleans	April 2, 2006	24 points	12 rebounds	12 assists
Shaquille O'Neal	at Miami	April 11, 2006	15 points	11 rebounds	10 assists
Jason Kidd	at New Jersey	November 1, 2006	14 points	10 rebounds	10 assists
LeBron James	at Cleveland	November 24, 2007	37 points	12 rebounds	12 assists
LeBron James	vs. Cleveland	October 28, 2009	23 points	11 rebounds	12 assists
Rajon Rondo	vs. Boston	January 10, 2010	22 points	10 rebounds	13 assists
Tyreke Evans	at Sacramento	March 10, 2010	19 points	10 rebounds	10 assists
Josh Smith	vs. Atlanta	November 28, 2010	12 points	13 rebounds	10 assists

## OPPONENT 20-20 GAMES

PLAYER	OPPONENT	DATE	STAT LINE	
Isaac Austin	at Miami	November 22, 1997	33 points	22 rebounds
Horace Grant	at Orlando	February 27, 1998 (3OT)	20 points	20 rebounds
Dikembe Mutombo	at Atlanta	January 31, 2001	21 points	29 rebounds
Tim Duncan	vs. San Antonio	February 18, 2004	26 points	21 rebounds
Jamaal Magloire	vs. New Orleans	March 7, 2004	23 points	21 rebounds
Antawn Jamison	at Washington	January 29, 2008	24 points	20 rebounds
Troy Murphy	vs. Indiana	December 10, 2008	20 points	20 rebounds
LaMarcus Aldridge	vs. Portland	January 20, 2012	33 points	23 rebounds





RAPTORS

20

H...

# MISC. SINGLE-GAME RECORDS



## INDIVIDUAL

Most points off the bench.....	38	.....	Donyell Marshall	.....	March 13, 2005 vs. Philadelphia
Most consecutive points.....	18	.....	Vince Carter	.....	March 17, 2000 vs. Orlando
Most consecutive free throws.....	87	.....	Jose Calderon	.....	April 11, 2008 – January 30, 2009
Quickest disqualification from a game.....	7:30	.....	Jake Voskuhl	.....	February 27, 2009 at Phoenix
Earliest disqualification from a game.....	10:17 left in 4th quarter	.....	Walt Williams	.....	November 18, 1997 vs. Boston

## TEAM

Most 10+ scorers.....	8	.....	at L.A. Clippers	.....	March 13, 1998
Most 20+ scorers.....	4	.....	5X – last: vs. Denver	.....	December 10, 2010
Most 30+ scorers.....	2	.....	several times – last: at Washington	.....	February 6, 2012 (OT)
Fewest 10+ scorers.....	1	.....	at Minnesota	.....	November 1, 2003
Most 10+ rebounders.....	3	.....	several times – last: vs. New Jersey	.....	March 26, 2012
Most disqualifications.....	4	.....	vs. New York	.....	November 1, 1996
Most points scored by Toronto in a loss.....	136	.....	at New Jersey*	.....	March 5, 2011 (30T)
.....	127	.....	vs. New Jersey	.....	November 21, 2008 (OT)
.....	126	.....	vs. Phoenix	.....	March 31, 2006
Fewest points scored by Toronto in a win.....	70	.....	vs. New York	.....	December 14, 2000
Most consecutive points scored - Toronto.....	23	.....	at Miami	.....	February 13, 1996
Most consecutive points scored - opponent.....	25	.....	2X – last: at Charlotte	.....	January 17, 2000
Most bench points.....	70	.....	at Cleveland	.....	December 4, 2004
Most illegal defence violations - Toronto.....	7	.....	2X – last: at New York	.....	December 23, 1995
Most illegal defence violations - opponent.....	5	.....	at Detroit	.....	December 30, 1997
Longest game - regulation time.....	2:49	.....	Toronto vs. Detroit	.....	December 27, 2009
Longest game - overtime.....	3:22	.....	Toronto at New Jersey (30T)	.....	March 5, 2011
Shortest game.....	1:51	.....	Toronto vs. Indiana	.....	November 15, 1997

## TWO-TEAM

Most points, game.....	273	.....	Toronto (136) at New Jersey (137)*	.....	March 5, 2011 (30T)
.....	272	.....	Toronto (120) at L.A. Clippers (152)	.....	March 13, 1998
Most points, half.....	164	.....	Chicago (85) vs. Toronto (79)	.....	March 29, 2009 (2nd + OT)
.....	142	.....	Toronto (58) at Golden State (84)	.....	March 25, 2011 (1st)
.....	142	.....	Toronto (67) vs. Phoenix (75)	.....	December 5, 2007 (2nd)
.....	142	.....	Toronto (64) at L.A. Clippers (78)	.....	March 13, 1998 (2nd)
Most points, quarter.....	81	.....	2X – last: Toronto (36) at Golden State (45)	.....	March 25, 2011 (1st)
Most points, overtime.....	53	.....	Toronto (26) at New Jersey (27)*	.....	March 5, 2011 (30T)
Fewest points, game.....	129	.....	Toronto (56) at Minnesota (73)	.....	November 1, 2003
Fewest points, half.....	56	.....	Toronto (24) at Minnesota (32)	.....	November 1, 2003 (2nd)
Fewest points, quarter.....	18	.....	Toronto (9), Boston (9)	.....	January 12, 2001 (3rd)**
Fewest points, overtime.....	9	.....	Toronto (3), at Washington (6)	.....	February 6, 2012
Best scoring margin in a victory.....	+42	.....	Toronto (96) vs. Miami (54)	.....	March 19, 2008
Worst scoring margin in a loss.....	-46	.....	Toronto (79) at New York (125)	.....	April 15, 1996
Best scoring margin in a half.....	+37	.....	Toronto (70) vs. New Jersey (33)	.....	December 18, 2009 (1st)
Worst scoring margin in a half.....	-37	.....	Toronto (27) at Indiana (64)	.....	November 9, 2002 (2nd)
Best scoring margin in a quarter.....	+31	.....	Toronto (48) at New Jersey (17)	.....	January 11, 1997 (1st)
Worst scoring margin in a quarter.....	-24	.....	3X – last: Toronto (14) at Charlotte (38)	.....	March 17, 2012 (3rd)
Best rebounding margin.....	+24	.....	Toronto (61) vs. Washington (37)	.....	February 3, 2012
Worst rebounding margin.....	-30	.....	Toronto (28) at Utah (58)	.....	December 3, 1997
Best assists margin.....	+21	.....	Toronto (35) vs. Atlanta (14)	.....	February 8, 2000
Worst assists margin.....	-24	.....	2X – last: Toronto (16) at Sacramento (40)	.....	January 30, 1998
Best turnover margin.....	+19	.....	Toronto (5) at Boston (24)	.....	April 20, 1997
Worst turnover margin.....	-19	.....	Toronto (30) at New Jersey (11)	.....	January 17, 2003

\* - Game played at the O2 Arena in London, England; \*\* - NBA Record

## COMEBACK RECORDS

### TORONTO'S LARGEST COMEBACKS IN A GAME...

DEFICIT	TIME LEFT	OPPONENT	DATE	RESULT
-25	5:51, 3rd	at Detroit	Dec. 11, 2010	W 120-116
-22	6:50, 2nd	at L.A. Clippers	Nov. 13, 2009	W 104-89
-22	8:20, 3rd	vs. Washington	Feb. 4, 2005	W 103-100
-22	5:01, 2nd	vs. Washington	Apr. 19, 1996	W 107-103
-20	0:47, 3rd	vs. San Antonio	Nov. 21, 2004	W 96-91
-20	1:57, 2nd	at Philadelphia	Jan. 21, 2001	W 110-106 (OT)

### OPPONENT'S LARGEST COMEBACKS IN A GAME...

DEFICIT	TIME LEFT	OPPONENT	DATE	RESULT
-24	5:58, 2nd	at Dallas	Nov. 20, 2007	L 105-99
-24	6:01, 3rd	at Dallas	Feb. 25, 2006	L 115-113 (OT)
-23	4:21, 2nd	at Indiana	Jan. 11, 2010	L 105-101
-21	8:12, 2nd	at Dallas	Nov. 3, 2000	L 93-91
-19	5:57, 1st	vs. Boston	Feb. 27, 2011	L 114-96
-19	3:00, 1st	vs. Washington	Dec. 16, 2001	L 93-88
-19	12:00, 3rd	at Indiana	Feb. 17, 1997	L 105-103

### TORONTO'S LARGEST FOURTH QUARTER COMEBACKS...

DEFICIT	TIME LEFT	OPPONENT	DATE	RESULT
-19	12:00, 4th	vs. San Antonio	Nov. 21, 2004	W 96-91
-18	10:01, 4th	vs. Minnesota	Jan. 24, 1998	W 113-107 (OT)
-17	10:37, 4th	at Detroit	Dec. 11, 2010	W 120-116
-17	9:53, 4th	at Cleveland	Mar. 28, 2000	W 99-96
-15	9:18, 4th	vs. Chicago	Apr. 16, 2000	W 85-84
-14	9:00, 4th	at L.A. Clippers	Mar. 8, 2000	W 95-94
-14	6:52, 4th	at Orlando	Nov. 12, 2002	W 115-109

### OPPONENT'S LARGEST FOURTH QUARTER COMEBACKS...

DEFICIT	TIME LEFT	OPPONENT	DATE	RESULT
-17	7:54, 4th	at Dallas	Feb. 25, 2006	L 115-113 (OT)
-15	10:24, 4th	at Boston	Jan. 19, 2000	L 94-90
-14	8:21, 4th	vs. Utah	Mar. 9, 2011	L 96-94
-14	8:34, 4th	at Washington	Feb. 6, 1999	L 98-97
-13	10:24, 4th	vs. Miami	Mar. 29, 2006	L 98-94
-13	12:00, 4th	at Indiana	Feb. 17, 1997	L 105-103

## OVERTIME RESULTS

### 1995-96 (2-4)

DATE	OPPONENT	W/L	SCORE
Nov. 11	at Charlotte	L	123-117
Jan. 4	at Atlanta	L	104-101
Jan. 25	Vancouver	L	106-101
Feb. 3	at L.A. Clippers	W	119-113
Apr. 2	L.A. Clippers	W	104-103
Apr. 21	Philadelphia	L	109-105

### 1996-97 (1-3)

DATE	OPPONENT	W/L	SCORE
Dec. 11	at Boston	L	115-113(30T)
Jan. 2	at Orlando	L	96-94
Feb. 25	at Denver	W	124-122
Mar. 16	at L.A. Lakers	L	98-90

### 1997-98 (5-2)

DATE	OPPONENT	W/L	SCORE
Nov. 26	Atlanta	L	109-104(20T)
Jan. 24	Minnesota	W	113-107
Feb. 22	Vancouver	W	113-105
Feb. 27	at Orlando	W	115-107(30T)
Mar. 15	at Golden State	W	100-98
Mar. 19	Denver	W	104-103
Apr. 10	Miami	L	111-105

### 1998-99 (1-2)

DATE	OPPONENT	W/L	SCORE
Feb. 28	Chicago	L	90-88
Mar. 21	New York	W	85-81
Apr. 16	Cleveland	L	91-90

### 1999-00 (0-3)

DATE	OPPONENT	W/L	SCORE
Feb. 9	at Detroit	L	115-108
Mar. 26	at Minnesota	L	106-101
Mar. 31	at Charlotte	L	110-101

### 2000-01 (4-4)

DATE	OPPONENT	W/L	SCORE
Dec. 1	L.A. Clippers	W	104-95
Dec. 17	L.A. Lakers	L	104-101
Dec. 20	at Indiana	W	99-98
Jan. 21	at Philadelphia	W	110-106
Jan. 23	at Orlando	L	116-111(20T)
Feb. 15	Miami	L	98-91
Feb. 23	Sacramento	L	119-118(30T)
Apr. 17	Detroit	W	94-92

### 2001-02 (3-0)

DATE	OPPONENT	W/L	SCORE
Dec. 7	Denver	W	98-96
Jan. 11	Atlanta	W	94-91
Feb. 7	San Antonio	W	80-74

### 2002-03 (2-3)

DATE	OPPONENT	W/L	SCORE
Nov. 4	Chicago	W	109-105
Dec. 17	at Milwaukee	W	122-117
Dec. 22	L.A. Lakers	L	109-107
Feb. 14	Golden State	L	118-114
Mar. 17	at Phoenix	L	91-95

### 2003-04 (6-5)

DATE	OPPONENT	W/L	SCORE
Nov. 16	Houston	W	101-97 (20T)
Nov. 26	at Atlanta	W	99-97
Dec. 19	New York	W	105-99
Dec. 26	at Utah	L	97-94
Jan. 15	at New Orleans	W	78-74
Jan. 30	Detroit	L	90-89
Feb. 8	at Golden State	W	84-81
Mar. 9	at Indiana	L	94-84
Mar. 21	at New Orleans	W	121-120
Mar. 24	at Houston	L	90-89
Apr. 11	Chicago	L	114-108

### 2004-05 (1-4)

DATE	OPPONENT	W/L	SCORE
Nov. 28	Washington	L	114-109
Dec. 8	at Detroit	L	90-86
Jan. 7	Milwaukee	L	107-105
Mar. 11	Atlanta	L	116-112
Apr. 8	at Atlanta	W	109-101

### 2005-06 (1-9)

DATE	OPPONENT	W/L	SCORE
Nov. 13	Seattle	L	126-121
Dec. 6	at Washington	L	119-111
Jan. 29	Sacramento	W	124-123
Feb. 5	L.A. Clippers	L	115-113
Feb. 8	San Antonio	L	125-118
Feb. 25	at Dallas	L	115-113
Mar. 1	Atlanta	L	113-111
Mar. 4	at New Jersey	L	105-100
Mar. 26	at Milwaukee	L	125-116
Apr. 2	NOK Hornets	L	120-113 (20T)

### 2006-07 (3-0)

DATE	OPPONENT	W/L	SCORE
Dec. 22	at Portland	W	101-100
Mar. 11	Seattle	W	120-119
Mar. 30	at Washington	W	123-118

### 2007-08 (1-4)

DATE	OPPONENT	W/L	SCORE
Nov. 4	Boston	L	98-95
Jan. 13	Portland	W	116-109 (20T)
Jan. 29	at Washington	L	108-104
Mar. 7	Washington	L	110-106
Apr. 2	at Atlanta	L	127-120

### 2008-09 (2-3)

DATE	OPPONENT	W/L	SCORE
Oct. 31	Golden State	W	112-108
Nov. 21	New Jersey	L	129-127
Jan. 12	at Boston	L	115-109
Mar. 13	Detroit	L	99-95
Mar. 29	Chicago	W	134-129

### 2009-10 (2-2)

DATE	OPPONENT	W/L	SCORE
Dec. 4	at Washington	W	109-107
Feb. 17	Memphis	L	109-102
Feb. 26	Cleveland	L	128-118
Apr. 3	at Philadelphia	W	128-123

### 2010-11 (0-2)

DATE	OPPONENT	W/L	SCORE
Jan. 28	Milwaukee	L	116-100
Mar. 5	at New Jersey	L	137-136 (30T)

### 2011-12 (2-2)

DATE	OPPONENT	W/L	SCORE
Jan. 25	at Utah	W	111-106 (20T)
Feb. 6	at Washington	L	111-108
Mar. 16	at Memphis	W	114-110
Mar. 24	at Chicago	L	102-101

### OVERTIME RECORD...

Overall:	36-52	Home:	19-28
Single OT:	32-46	Road:	17-24
Double OT:	3-3	vs. East:	18-33
Triple OT:	1-3	vs. West:	18-19

# SINGLE-SEASON LEADERS

## POINTS

2,107	Vince Carter	1999-00
2,070	Vince Carter	2000-01
1,746	Chris Bosh	2008-09
1,678	Chris Bosh	2009-10
1,645	Vince Carter	2003-04

## POINTS AVG. (min. 1,000 points)

27.6	Vince Carter	2000-01
25.7	Vince Carter	1999-00
24.7	Vince Carter	2001-02
24.0	Chris Bosh	2009-10
22.7	Chris Bosh	2008-09

## MINUTES

3,311	Damon Stoudamire	1996-97
3,140	Morris Peterson	2005-06
3,127	Doug Christie	1996-97
3,126	Vince Carter	1999-00
3,017	Chris Bosh	2004-05

## MINUTES AVG. (min. 2,000 minutes)

41.5	Damon Stoudamire	1997-98
40.9	Damon Stoudamire	1996-97
40.9	Damon Stoudamire	1995-96
39.8	Vince Carter	2001-02
39.7	Vince Carter	2000-01

## FIELD GOALS MADE

788	Vince Carter	1999-00
762	Vince Carter	2000-01
615	Chris Bosh	2008-09
608	Vince Carter	2003-04
600	Chris Bosh	2009-10

## FIELD GOALS ATTEMPTED

1,696	Vince Carter	1999-00
1,656	Vince Carter	2000-01
1,457	Vince Carter	2003-04
1,407	Damon Stoudamire	1996-97
1,307	Vince Carter	2001-02

## FG% (min. 200 FGM)

.623	Amir Johnson	2009-10
.576	Ed Davis	2010-11
.568	Amir Johnson	2010-11
.550	Rasho Nesterovic	2007-08
.546	Rasho Nesterovic	2006-07

## 3-POINT FIELD GOALS MADE

177	Morris Peterson	2005-06
176	Damon Stoudamire	1996-97
175	Walt Williams	1996-97
169	Mike James	2005-06
162	Vince Carter	2000-01

## 3-POINT FIELD GOALS ATTEMPTED

496	Damon Stoudamire	1996-97
448	Morris Peterson	2005-06
437	Walt Williams	1996-97
397	Vince Carter	2000-01
389	Rafer Alston	2004-05

## 3FG% (min. 55 3FG)

.483	Jason Kapono	2007-08*
.442	Mike James	2005-06
.441	Anthony Parker	2006-07
.438	Anthony Parker	2007-08
.429	Jose Calderon	2007-08

## FREE THROWS MADE

504	Chris Bosh	2008-09
474	Chris Bosh	2005-06
472	Chris Bosh	2007-08
470	Chris Bosh	2009-10
463	Chris Bosh	2006-07

## FREE THROWS ATTEMPTED

617	Chris Bosh	2008-09
590	Chris Bosh	2009-10
590	Chris Bosh	2006-07
581	Chris Bosh	2005-06
559	Chris Bosh	2007-08

## FT% (min. 125 FTM)

.981	Jose Calderon	2008-09*
.873	Andrea Bargnani	2011-12
.854	Jalen Rose	2004-05
.844	Chris Bosh	2007-08
.844	Damon Stoudamire	1997-98

## REBOUNDS

787	Antonio Davis	2000-01
771	Chris Bosh	2008-09
759	Chris Bosh	2009-10
741	Chris Bosh	2006-07
741	Charles Oakley	2000-01

## OFFENSIVE REBOUNDS

274	Antonio Davis	2000-01
270	Popeye Jones	1996-97
254	Antonio Davis	2001-02
235	Antonio Davis	1999-00
231	Jerome Williams	2002-03

## DEFENSIVE REBOUNDS

599	Charles Oakley	2000-01
556	Chris Bosh	2008-09
555	Chris Bosh	2006-07
554	Chris Bosh	2009-10
527	Donyell Marshall	2003-04

## REBOUNDS AVG. (min. 400 rebounds)

10.8	Chris Bosh	2009-10
10.7	Chris Bosh	2006-07
10.7	Donyell Marshall	2003-04
10.1	Antonio Davis	2000-01
10.0	Chris Bosh	2008-09

## ASSISTS

709	Damon Stoudamire	1996-97
678	Jose Calderon	2007-08
653	Damon Stoudamire	1995-96
607	Jose Calderon	2008-09
605	Jose Calderon	2010-11

## ASSISTS AVG. (min. 250 assists)

9.3	Damon Stoudamire	1995-96
9.2	Mark Jackson	2000-01
8.9	Jose Calderon	2010-11
8.9	Jose Calderon	2008-09
8.8	Jose Calderon	2011-12
8.8	Damon Stoudamire	1996-97

## BLOCKS

230	Marcus Camby	1997-98
151	Antonio Davis	2000-01
151	Tracy McGrady	1999-00
143	Oliver Miller	1995-96
130	Marcus Camby	1996-97

## BLOCKS AVG. (min. 82 blocks)

3.65	Marcus Camby	1997-98*
2.39	Keon Clark	2000-01
2.06	Marcus Camby	1996-97
2.00	Jermaine O'Neal	2008-09
1.94	Antonio Davis	2000-01

## STEALS

201	Doug Christie	1996-97
190	Doug Christie	1997-98
166	Alvin Robertson	1995-96
135	Alvin Williams	2001-02
123	Alvin Williams	2000-01
123	Damon Stoudamire	1996-97

## STEALS AVG. (min. 82 steals)

2.48	Doug Christie	1996-97
2.44	Doug Christie	1997-98
2.26	Doug Christie	1998-99
2.16	Alvin Robertson	1995-96
1.65	Alvin Williams	2001-02

## PERSONAL FOULS

294	Charles Oakley	1999-00
282	Walt Williams	1996-97
277	Oliver Miller	1995-96
269	Popeye Jones	1996-97
268	Alvin Robertson	1995-96

## FOULED OUT

11	Walt Williams	1996-97
7	John Wallace	1997-98
7	Marcus Camby	1996-97
6	Charles Oakley	1999-00
6	Doug Christie	1996-97



AMIR JOHNSON



DOUG CHRISTIE

\* - Led NBA



## ROOKIE SEASON RECORDS

### GAMES PLAYED

82.....	Matt Bonner	.....	2004-05
81.....	Charlie Villanueva	.....	2005-06
80.....	Joey Graham	.....	2005-06
80.....	Morris Peterson	.....	2000-01
78.....	Jamario Moon	.....	2007-08

### FIELD GOALS MADE

481.....	Damon Stoudamire	.....	1995-96
435.....	Charlie Villanueva	.....	2005-06
375.....	Marcus Camby	.....	1996-97
345.....	Vince Carter	.....	1998-99
327.....	Chris Bosh	.....	2003-04

### FREE THROWS MADE

236.....	Damon Stoudamire	.....	1995-96
204.....	Vince Carter	.....	1998-99
202.....	Chris Bosh	.....	2003-04
183.....	Marcus Camby	.....	1996-97
148.....	DeMar DeRozan	.....	2009-10

### 3-POINT FIELD GOALS MADE

133.....	Damon Stoudamire	.....	1995-96
100.....	Andrea Bargnani	.....	2006-07
70.....	Charlie Villanueva	.....	2005-06
66.....	Jorge Garbajosa	.....	2006-07
63.....	Morris Peterson	.....	2000-01

### ASSISTS

653.....	Damon Stoudamire	.....	1995-96
288.....	Jose Calderon	.....	2005-06
153.....	Roko Ukic	.....	2008-09
149.....	Vince Carter	.....	1998-99
125.....	Jorge Garbajosa	.....	2006-07

### OFFENSIVE REBOUNDS

191.....	Chris Bosh	.....	2003-04
181.....	Charlie Villanueva	.....	2005-06
168.....	Ed Davis	.....	2010-11
131.....	Marcus Camby	.....	1996-97
112.....	Morris Peterson	.....	2000-01

### REBOUNDS PER GAME (min. 150 rebounds)

7.4.....	Chris Bosh	.....	2003-04
7.1.....	Ed Davis	.....	2010-11
6.4.....	Charlie Villanueva	.....	2005-06
6.3.....	Marcus Camby	.....	1996-97
6.2.....	Jamario Moon	.....	2007-08

### FOULED OUT

7.....	Marcus Camby	.....	1996-97
4.....	Charlie Villanueva	.....	2005-06
4.....	Joey Graham	.....	2005-06
2.....	Chris Bosh	.....	2003-04
2.....	Vince Carter	.....	1998-99
2.....	Charlie Villanueva	.....	2005-06

### GAMES STARTED

75.....	Jamario Moon	.....	2007-08
70.....	Damon Stoudamire	.....	1995-96
65.....	DeMar DeRozan	.....	2009-10
63.....	Chris Bosh	.....	2003-04
60.....	Jorge Garbajosa	.....	2006-07

### FIELD GOALS ATTEMPTED

1,129.....	Damon Stoudamire	.....	1995-96
940.....	Charlie Villanueva	.....	2005-06
778.....	Marcus Camby	.....	1996-97
766.....	Vince Carter	.....	1998-99
712.....	Chris Bosh	.....	2003-04

### FREE THROWS ATTEMPTED

296.....	Damon Stoudamire	.....	1995-96
288.....	Chris Bosh	.....	2003-04
268.....	Vince Carter	.....	1998-99
264.....	Marcus Camby	.....	1996-97
194.....	DeMar DeRozan	.....	2009-10

### 3-POINT FIELD GOALS ATTEMPTED

337.....	Damon Stoudamire	.....	1995-96
268.....	Andrea Bargnani	.....	2006-07
214.....	Charlie Villanueva	.....	2005-06
193.....	Jorge Garbajosa	.....	2006-07
165.....	Morris Peterson	.....	2000-01

### ASSISTS PER GAME (min. 100 assists)

9.3.....	Damon Stoudamire	.....	1995-96
4.5.....	Jose Calderon	.....	2005-06
3.0.....	Vince Carter	.....	1998-99
2.1.....	Roko Ukic	.....	2008-09
1.9.....	Jorge Garbajosa	.....	2006-07

### DEFENSIVE REBOUNDS

392.....	Jamario Moon	.....	2007-08
366.....	Chris Bosh	.....	2003-04
340.....	Charlie Villanueva	.....	2005-06
294.....	Ed Davis	.....	2010-11
282.....	Jorge Garbajosa	.....	2006-07

### BLOCKS

130.....	Marcus Camby	.....	1996-97
108.....	Jamario Moon	.....	2007-08
106.....	Chris Bosh	.....	2003-04
77.....	Vince Carter	.....	1998-99
67.....	Ed Davis	.....	2010-11

### TOTAL POINTS

1,331.....	Damon Stoudamire	.....	1995-96
1,053.....	Charlie Villanueva	.....	2005-06
935.....	Marcus Camby	.....	1996-97
913.....	Vince Carter	.....	1998-99
861.....	Chris Bosh	.....	2003-04
751.....	Andrea Bargnani	.....	2006-07

### MINUTES

2,865.....	Damon Stoudamire	.....	1995-96
2,510.....	Chris Bosh	.....	2003-04
2,361.....	Charlie Villanueva	.....	2005-06
2,166.....	Jamario Moon	.....	2007-08
1,909.....	Jorge Garbajosa	.....	2006-07

### F% (min. 150 field goals made)

57.6.....	Ed Davis	.....	2010-11
53.3.....	Matt Bonner	.....	2004-05
49.8.....	DeMar DeRozan	.....	2009-10
48.5.....	Jamario Moon	.....	2007-08
48.2.....	Marcus Camby	.....	1996-97

### FT% (min. 65 free throws made)

91.9.....	Chauncy Billups	.....	1997-98
84.8.....	Jose Calderon	.....	2005-06
82.4.....	Andrea Bargnani	.....	2006-07
81.2.....	Joey Graham	.....	2005-06
79.7.....	Damon Stoudamire	.....	1995-96

### 3FG% (min. 30 attempted)

42.4.....	Matt Bonner	.....	2004-05
39.5.....	Damon Stoudamire	.....	1995-96
38.2.....	Morris Peterson	.....	2000-01
37.3.....	Andrea Bargnani	.....	2006-07
34.2.....	Jorge Garbajosa	.....	2006-07

### STEALS

98.....	Damon Stoudamire	.....	1995-96
80.....	Jamario Moon	.....	2007-08
78.....	Jorge Garbajosa	.....	2006-07
66.....	Marcus Camby	.....	1996-97
63.....	Morris Peterson	.....	2000-01

### TOTAL REBOUNDS

557.....	Chris Bosh	.....	2003-04
521.....	Charlie Villanueva	.....	2005-06
484.....	Jamario Moon	.....	2007-08
462.....	Ed Davis	.....	2010-11
394.....	Marcus Camby	.....	1996-97

### PERSONAL FOULS

247.....	Charlie Villanueva	.....	2005-06
228.....	Joey Graham	.....	2005-06
220.....	Matt Bonner	.....	2004-05
215.....	Chris Bosh	.....	2003-04
214.....	Marcus Camby	.....	1996-97

### POINTS PER GAME (min. 500 points)

19.0.....	Damon Stoudamire	.....	1995-96
18.3.....	Vince Carter	.....	1998-99
14.8.....	Marcus Camby	.....	1996-97
13.0.....	Charlie Villanueva	.....	2005-06
11.6.....	Andrea Bargnani	.....	2006-07
11.5.....	Chris Bosh	.....	2003-04

## ROOKIE SINGLE-GAME RECORDS

<b>PTS:</b> .....48.....	Charlie Villanueva	.....	March 26, 2006 at MIL
<b>FGM:</b> .....20.....	Charlie Villanueva	.....	March 26, 2006 at MIL
<b>FGA:</b> .....32.....	Charlie Villanueva	.....	March 26, 2006 at MIL
<b>3FGM:</b> .....7.....	Morris Peterson	.....	February 27, 2001 vs. CLE
<b>3FGA:</b> .....12.....	Damon Stoudamire	.....	February 25, 1996 at DAL
.....12.....	Damon Stoudamire	.....	March 5, 1996 vs. DET
<b>FTM:</b> .....14.....	Damon Stoudamire	.....	February 13, 1996 at MIA
<b>FTA:</b> .....16.....	Chauncey Billups	.....	February 22, 1998 vs. VAN

<b>OR:</b> .....8.....	Charlie Villanueva	.....	April 2, 2006 vs. NOK
<b>DR:</b> .....15.....	Marcus Camby	.....	March 21, 1997 vs. CHA
<b>REB:</b> .....18.....	Charlie Villanueva	.....	April 2, 2006 vs. NOK
<b>AST:</b> .....19.....	Damon Stoudamire	.....	February 27, 1996 at HOU
<b>STL:</b> .....5.....	Jamario Moon	.....	January 18, 2008 vs. ATL
.....5.....	Damon Stoudamire	.....	January 11, 1996 vs. ATL
<b>BLK:</b> .....9.....	Marcus Camby	.....	February 1, 1997 vs. PHX



## CAREER LEADERS

### TOTAL POINTS

10,275.....	Chris Bosh
9,420.....	Vince Carter
6,498.....	Morris Peterson
<b>6,138.....</b>	<b>Andrea Bargnani</b>
4,735.....	Jose Calderon
4,448.....	Doug Christie
3,994.....	Antonio Davis
3,917.....	Damon Stoudamire
3,876.....	Alvin Williams
<b>3,126.....</b>	<b>DeMar DeRozan</b>

### POINTS PER GAME (min. 150 games)

23.4.....	Vince Carter
20.2.....	Chris Bosh
19.6.....	Damon Stoudamire
16.2.....	Jalen Rose
<b>15.4.....</b>	<b>Andrea Bargnani</b>
14.2.....	Doug Christie
<b>14.1.....</b>	<b>DeMar DeRozan</b>
12.9.....	Antonio Davis
12.0.....	Morris Peterson
11.0.....	Anthony Parker

### FIELD GOALS MADE

3,614.....	Chris Bosh
3,541.....	Vince Carter
2,341.....	Morris Peterson
<b>2,249.....</b>	<b>Andrea Bargnani</b>
<b>1,836.....</b>	<b>Jose Calderon</b>
1,555.....	Alvin Williams
1,532.....	Doug Christie
1,419.....	Antonio Davis
1,399.....	Damon Stoudamire
<b>1,175.....</b>	<b>DeMar DeRozan</b>

### FIELD GOALS ATTEMPTED

7,944.....	Vince Carter
7,346.....	Chris Bosh
5,562.....	Morris Peterson
<b>5,108.....</b>	<b>Andrea Bargnani</b>
<b>3,809.....</b>	<b>Jose Calderon</b>
3,710.....	Alvin Williams
3,698.....	Doug Christie
3,369.....	Damon Stoudamire
3,333.....	Antonio Davis
<b>2,569.....</b>	<b>DeMar DeRozan</b>

### FG% (min. 1000 attempts)

<b>.586.....</b>	<b>Amir Johnson</b>
.548.....	Rasho Nesterovic
.509.....	Oliver Miller
.500.....	Keon Clark
.497.....	Jerome Williams
.492.....	Chris Bosh
<b>.482.....</b>	<b>Jose Calderon</b>
.480.....	Joey Graham
.469.....	Mike James
.466.....	John Wallace

### FREE THROWS MADE

2,997.....	Chris Bosh
1,784.....	Vince Carter
1,156.....	Antonio Davis
<b>1,099.....</b>	<b>Andrea Bargnani</b>
1,015.....	Morris Peterson
953.....	Doug Christie
745.....	Damon Stoudamire
<b>743.....</b>	<b>DeMar DeRozan</b>
<b>686.....</b>	<b>Jose Calderon</b>
647.....	Jalen Rose

### FREE THROWS ATTEMPTED

3,767.....	Chris Bosh
2,277.....	Vince Carter
1,501.....	Antonio Davis
<b>1,334.....</b>	<b>Andrea Bargnani</b>
1,298.....	Morris Peterson
1,166.....	Doug Christie
<b>927.....</b>	<b>DeMar DeRozan</b>
909.....	Damon Stoudamire
787.....	Jalen Rose
<b>784.....</b>	<b>Jose Calderon</b>

### FT% (min. 400 attempts)

<b>.875.....</b>	<b>Jose Calderon</b>
.837.....	T.J. Ford
.828.....	Anthony Parker
.827.....	Joey Graham
<b>.824.....</b>	<b>Andrea Bargnani</b>
.822.....	Jalen Rose
.820.....	Damon Stoudamire
.817.....	Doug Christie
.805.....	Kevin Willis
<b>.802.....</b>	<b>DeMar DeRozan</b>

### 3-POINT FIELD GOALS MADE

801.....	Morris Peterson
554.....	Vince Carter
<b>541.....</b>	<b>Andrea Bargnani</b>
431.....	Doug Christie
<b>377.....</b>	<b>Jose Calderon</b>
374.....	Damon Stoudamire
342.....	Anthony Parker
271.....	Donyell Marshall
267.....	Dee Brown
224.....	Walt Williams

### 3-POINT FIELD GOALS ATTEMPTED

2,158.....	Morris Peterson
<b>1,483.....</b>	<b>Andrea Bargnani</b>
1,445.....	Vince Carter
1,213.....	Doug Christie
1,038.....	Damon Stoudamire
<b>990.....</b>	<b>Jose Calderon</b>
806.....	Anthony Parker
694.....	Dee Brown
661.....	Donyell Marshall
639.....	Alvin Williams

### 3FG% (min. 400 attempts)

.424.....	Anthony Parker
.410.....	Donyell Marshall
.406.....	Tracy Murray
.396.....	Walt Williams
.390.....	Dell Curry
.385.....	Dee Brown
.383.....	Vince Carter
<b>.381.....</b>	<b>Jose Calderon</b>
.371.....	Morris Peterson
.366.....	Rafer Alston



ANDREA BARGNANI



MORRIS PETERSON



ALVIN WILLIAMS

# CAREER LEADERS

## GAMES PLAYED

542.....	Morris Peterson
509.....	Chris Bosh
<b>480.....</b>	<b>Jose Calderon</b>
417.....	Alvin Williams
403.....	Vince Carter
<b>398.....</b>	<b>Andrea Bargnani</b>
314.....	Doug Christie
310.....	Antonio Davis
275.....	Joey Graham
235.....	Anthony Parker

## GAMES STARTED

497.....	Chris Bosh
401.....	Vince Carter
364.....	Morris Peterson
324.....	Alvin Williams
307.....	Antonio Davis
299.....	Doug Christie
<b>293.....</b>	<b>Jose Calderon</b>
<b>291.....</b>	<b>Andrea Bargnani</b>
226.....	Anthony Parker
<b>210.....</b>	<b>DeMar DeRozan</b>

## MINUTES

18,815.....	Chris Bosh
16,059.....	Morris Peterson
15,114.....	Vince Carter
<b>13,636.....</b>	<b>Jose Calderon</b>
<b>12,127.....</b>	<b>Andrea Bargnani</b>
11,736.....	Alvin Williams
10,916.....	Doug Christie
10,809.....	Antonio Davis
8,209.....	Damon Stoudamire
7,708.....	Anthony Parker



DAMON STOUDAMIRE

## OFFENSIVE REBOUNDS

1,369.....	Chris Bosh
957.....	Antonio Davis
740.....	Vince Carter
503.....	Morris Peterson
<b>492.....</b>	<b>Amir Johnson</b>
466.....	Jerome Williams
413.....	Tracy McGrady
378.....	Kevin Willis
<b>375.....</b>	<b>Andrea Bargnani</b>
355.....	Charles Oakley

## DEFENSIVE REBOUNDS

3,407.....	Chris Bosh
1,882.....	Antonio Davis
<b>1,592.....</b>	<b>Andrea Bargnani</b>
1,561.....	Morris Peterson
1,351.....	Vince Carter
1,300.....	Charles Oakley
1,121.....	Doug Christie
<b>1,036.....</b>	<b>Jose Calderon</b>
860.....	Donyell Marshall
847.....	Alvin Williams

## TOTAL REBOUNDS

4,776.....	Chris Bosh
2,839.....	Antonio Davis
2,091.....	Doug Christie
2,064.....	Morris Peterson
<b>1,967.....</b>	<b>Andrea Bargnani</b>
1,655.....	Charles Oakley
1,448.....	Doug Christie
1,268.....	Jerome Williams
<b>1,264.....</b>	<b>Amir Johnson</b>
<b>1,209.....</b>	<b>Jose Calderon</b>

## REBOUNDS PER GAME (min. 500)

9.4.....	Chris Bosh
9.2.....	Antonio Davis
8.7.....	Donyell Marshall
8.4.....	Popeye Jones
8.0.....	Charles Oakley
7.0.....	Jerome Williams
<b>6.9.....</b>	<b>Ed Davis</b>
6.8.....	Kevin Willis
6.8.....	Marcus Camby
6.7.....	Keon Clark

## ASSISTS

<b>3,437.....</b>	<b>Jose Calderon</b>
1,791.....	Alvin Williams
1,761.....	Damon Stoudamire
1,553.....	Vince Carter
1,197.....	Doug Christie
1,115.....	Chris Bosh
965.....	Morris Peterson
908.....	T.J. Ford
706.....	Rafer Alston
685.....	Charles Oakley

## ASSISTS PER GAME (min. 500)

8.8.....	Damon Stoudamire
<b>7.2.....</b>	<b>Jose Calderon</b>
7.2.....	T.J. Ford
5.6.....	Rafer Alston
4.3.....	Alvin Williams
3.9.....	Vince Carter
3.8.....	Doug Christie
3.4.....	Jalen Rose
3.3.....	Charles Oakley
2.6.....	Anthony Parker

## STEALS

664.....	Doug Christie
552.....	Morris Peterson
534.....	Vince Carter
517.....	Alvin Williams
<b>441.....</b>	<b>Jose Calderon</b>
397.....	Chris Bosh
301.....	Damon Stoudamire
252.....	Anthony Parker
231.....	Jerome Williams
224.....	Charles Oakley

## BLOCKS

600.....	Chris Bosh
415.....	Vince Carter
405.....	Antonio Davis
360.....	Marcus Camby
<b>359.....</b>	<b>Andrea Bargnani</b>
278.....	Tracy McGrady
232.....	Keon Clark
228.....	Oliver Miller
<b>223.....</b>	<b>Amir Johnson</b>
187.....	Doug Christie

## FOULED OUT

15.....	Doug Christie
13.....	Walt Williams
12.....	Vince Carter
10.....	Charles Oakley
10.....	Chris Bosh
9.....	Antonio Davis
8.....	Marcus Camby
<b>7.....</b>	<b>Amir Johnson</b>
7.....	John Wallace
7.....	Keon Clark
7.....	Morris Peterson

## PERSONAL FOULS

1,344.....	Morris Peterson
1,329.....	Chris Bosh
1,188.....	Doug Christie
<b>1,060.....</b>	<b>Andrea Bargnani</b>
943.....	Antonio Davis
<b>849.....</b>	<b>Jose Calderon</b>
837.....	Alvin Williams
821.....	Doug Christie
734.....	Charles Oakley
<b>727.....</b>	<b>Amir Johnson</b>



ANTONIO DAVIS



## OPPONENT CAREER LEADERS

### GAMES PLAYED

54	Ben Wallace
52	Ray Allen
49	Paul Pierce
41	Juwan Howard
41	Theo Ratliff
40	Jason Kidd
40	Jerry Stackhouse
40	P.J. Brown
40	Zydrunas Ilgauskas
40	Anthony Johnson

### POINTS

1,129	Allen Iverson
1,054	Ray Allen
1,039	Paul Pierce
862	LeBron James
787	Antawn Jamison
772	Jerry Stackhouse
753	Kobe Bryant
750	Kevin Garnett
712	Shaquille O'Neal
709	Antoine Walker

### POINTS PER GAME (min. 10 gms)

29.7	Allen Iverson
27.9	Kobe Bryant
27.8	LeBron James
27.5	Dwyane Wade
24.1	Carmelo Anthony
23.8	Dirk Nowitzki
23.7	Amar'e Stoudemire
23.7	Shaquille O'Neal
23.2	Karl Malone
21.9	Antwan Jamison

### TOTAL REBOUNDS

534	Ben Wallace
354	Kevin Garnett
328	Dwight Howard
328	Dikembe Mutombo
309	Tim Duncan
305	Paul Pierce
304	P.J. Brown
303	Antoine Walker
301	Antawn Jamison
301	Shaquille O'Neal

### ASSISTS

332	Jason Kidd
284	Andre Miller
276	Stephon Marbury
257	Steve Nash
247	Chauncey Billups
246	Baron Davis
234	Allen Iverson
229	LeBron James
223	Paul Pierce
223	Mark Jackson

### STEALS

81	Allen Iverson
69	David Wesley
68	Darrell Armstrong
63	Eddie Jones
60	Jason Kidd
56	Grant Hill
56	Paul Pierce
54	Ray Allen
54	Ben Wallace
51	Andre Iguodala

### BLOCKS

109	Ben Wallace
89	Alonzo Mourning
84	Theo Ratliff
78	Dikembe Mutombo
73	Jermaine O'Neal
71	Tim Duncan
62	Zydrunas Ilgauskas
59	Josh Smith
56	Shaquille O'Neal
52	Bo Outlaw

### DISQUALIFICATIONS

5	Kurt Thomas
3	Shareef Abdur-Rahim
3	Tony Battie
3	Samuel Dalembert
3	Kendall Gill
3	Christian Laettner
3	Lamar Odom
2	Several Players

## TEAM STREAKS

Longest winning streak.....	9.....	March 22 - April 9, 2002
Longest home winning streak (multiple seasons).....	10.....	March 24 - November 4, 2002
Longest home winning streak (single-season).....	9.....	March 7 - April 4, 1999
Longest road winning streak.....	5.....	2X - last: November 14 - December 1, 2001
Longest losing streak.....	17.....	November 6 - December 9, 1997
Longest home losing streak.....	11.....	2X - last: March 22, 1998 - February 18, 1999
Longest road losing streak.....	14.....	2X - last: January 7 - March 16, 2011
Most consecutive 100-point games, Toronto.....	20.....	January 6 - February 20, 2010
Most consecutive 100-point games, opponent.....	12.....	November 15 - December 4, 2009
Most consecutive points scored, Toronto.....	23.....	at Miami, February 13, 1996
Most consecutive points scored, opponent.....	25.....	2X - last: at Charlotte, January 17, 2000

## INDIVIDUAL STREAKS

Most consecutive games, 40+ points.....	2.....	Vince Carter.....	December 7-9, 2001
Most consecutive games, 30+ points.....	4.....	Mike James.....	April 5 - 11, 2006
Most consecutive games, 20+ points.....	23.....	2X - last: Vince Carter.....	February 27 - April 13, 2001
Most consecutive games, 10+ points.....	96.....	Vince Carter.....	May 4, 1999 - November 25, 2000
Most consecutive games with 10+ rebounds.....	10.....	2X - Last: Chris Bosh.....	March 26 - April 13, 2007
Most consecutive games with 10+ assists.....	7.....	Damon Stoudamire.....	March 15 - 26, 1996
Most consecutive free throws made.....	87.....	Jose Calderon.....	April 11, 2008 - January 30, 2009
Most consecutive games with a three-pointer made.....	34.....	Damon Stoudamire.....	February 13 - November 26, 1996
Most consecutive double-doubles.....	10.....	Chris Bosh.....	March 26 - April 13, 2007
Most consecutive minutes without a turnover.....	56.....	Popeye Jones.....	December 11, 1996 at Boston

## INDIVIDUAL TOTALS

Most games with 50+ points.....	1.....	Vince Carter
Most games with 40+ points.....	14.....	Vince Carter
Most games with 30+ points.....	91.....	Vince Carter
Most games with 20+ points.....	273.....	Vince Carter
Most games with 10+ points.....	464.....	Chris Bosh
Most games with 10+ rebounds.....	245.....	Chris Bosh
Most games with 10+ assists.....	128.....	Jose Calderon

## YOUNGEST AND OLDEST PLAYERS

YOUNGEST PLAYERS	BIRTHDATE	FIRST GAME	YEARS	MONTHS	DAYS
Tracy McGrady	May 24, 1979	October 31, 1997	18	5	7
Chris Bosh	March 24, 1984	October 29, 2003	19	7	5
DeMar DeRozan	August 7, 1989	October 28, 2009	20	2	21
Martin Lewis	April 28, 1975	February 22, 1996	20	9	25
Andrea Bargnani	October 26, 1985	November 1, 2006	21	0	6

OLDEST PLAYERS	BIRTHDATE	FIRST GAME	YEARS	MONTHS	DAYS
John Long	August 28, 1956	April 20, 1997	40	7	23
Earl Cureton	September 3, 1957	January 11, 1997	39	4	8
Hakeem Olajuwon	January 21, 1963	April 17, 2002	39	2	27
Kevin Willis	September 6, 1962	January 10, 2001	38	4	4
Tyrone Corbin	December 31, 1962	January 10, 2001	38	0	10

## GAMES PLAYED

Most games, career.....	542.....	Morris Peterson
Most consecutive games.....	370.....	Morris Peterson (February 12, 2002 - November 20, 2006)
Most starts, career.....	497.....	Chris Bosh
Most consecutive starts.....	131.....	Alvin Williams (February 23, 2001 - December 11, 2002)
Most games, season.....	82.....	Tracy Murray (1995-96) John Wallace (1997-98)
		Vince Carter (1999-00) Alvin Williams (2000-01)
		Alvin Williams (2001-02) Morris Peterson (2002-03)
		Morris Peterson (2003-04) Matt Bonner (2004-05)
		Morris Peterson (2004-05) Morris Peterson (2005-06)
		Jose Calderon (2007-08) Carlos Delfino (2007-08)
		Anthony Parker (2007-08) Jarrett Jack (2009-10)
		Amir Johnson (2009-10) DeMar DeRozan (2010-11)
Most starts, season.....	82.....	Vince Carter (1999-00) Alvin Williams (2001-02)
		Anthony Parker (2007-08) DeMar DeRozan (2010-11)

# YEAR-BY-YEAR TEAM LEADERS



SCORING (min. 1000 points)			REBOUNDS (min. 400 rebounds)			ASSISTS (min. 250 assists)		
1995-96	Damon Stoudamire	19.0	1995-96	Oliver Miller	7.4	1995-96	<b>Damon Stoudamire</b>	<b>9.3</b>
1996-97	Damon Stoudamire	20.2	1996-97	Popeye Jones	8.6	1996-97	Damon Stoudamire	8.8
1997-98	Doug Christie	16.5	1997-98	Marcus Camby	7.4	1997-98	Damon Stoudamire	8.1
1998-99	Vince Carter	18.3	1998-99	Kevin Willis	8.3	1998-99	Doug Christie	3.7
1999-00	Vince Carter	25.7	1999-00	Antonio Davis	8.8	1999-00	Doug Christie	4.4
<b>2000-01</b>	<b>Vince Carter</b>	<b>27.6</b>	2000-01	Antonio Davis	10.1	2000-01	Mark Jackson	9.2
2001-02	Vince Carter	24.7	2001-02	Antonio Davis	9.6	2001-02	Alvin Williams	5.7
2002-03	Morris Peterson	14.1	2002-03	Jerome Williams	9.2	2002-03	Alvin Williams	5.3
2003-04	Vince Carter	22.5	2003-04	Donyell Marshall	10.7	2003-04	Jalen Rose	5.5
2004-05	Jalen Rose	18.5	2004-05	Chris Bosh	8.9	2004-05	Rafer Alston	6.4
2005-06	Chris Bosh	22.5	2005-06	Chris Bosh	9.2	2005-06	Mike James	5.8
2006-07	Chris Bosh	22.6	2006-07	Chris Bosh	10.7	2006-07	T.J. Ford	7.9
2007-08	Chris Bosh	22.3	2007-08	Chris Bosh	8.7	2007-08	Jose Calderon	8.3
2008-09	Chris Bosh	22.7	2008-09	Chris Bosh	10.0	2008-09	Jose Calderon	8.9
2009-10	Chris Bosh	24.0	<b>2009-10</b>	<b>Chris Bosh</b>	<b>10.8</b>	2009-10	Jose Calderon	5.9
2010-11	Andrea Bargnani	21.4	2010-11	Ed Davis	7.1	2010-11	Jose Calderon	8.9
2011-12	DeMar DeRozan	16.7	2011-12	Ed Davis	6.6	2011-12	Jose Calderon	8.8

FG% (min. 200 field goals made)			FT% (min. 125 free throws made)			3FG% (min. 55 field goals made)		
1995-96	Zan Tabak	.543	1995-96	Tracy Murray	.831	1995-96	Tracy Murray	.422
1996-97	Carlos Rogers	.525	1996-97	Damon Stoudamire	.823	1996-97	Walt Williams	.400
1997-98	John Wallace	.478	1997-98	Damon Stoudamire	.844	1997-98	Dee Brown	.411
1998-99	John Thomas	.577	1998-99	Doug Christie	.841	1998-99	Dee Brown	.387
1999-00	Vince Carter	.465	1999-00	Doug Christie	.843	1999-00	Vince Carter	.403
2000-01	Vince Carter	.460	2000-01	Charles Oakley	.836	2000-01	Dell Curry	.428
2001-02	Keon Clark	.490	2001-02	Antonio Davis	.818	2001-02	Vince Carter	.387
2002-03	Jerome Williams	.499	2002-03	Vince Carter	.806	2002-03	Voshon Lenard	.365
2003-04	Donyell Marshall	.467	2003-04	Jalen Rose	.822	2003-04	Donyell Marshall	.402
2004-05	Matt Bonner	.533	2004-05	Jalen Rose	.854	2004-05	Donyell Marshall	.416
2005-06	Chris Bosh	.505	2005-06	Mike James	.837	2005-06	Mike James	.442
2006-07	Rasho Nesterovic	.546	2006-07	Anthony Parker	.835	2006-07	Anthony Parker	.441
2007-08	Rasho Nesterovic	.550	2007-08	Chris Bosh	.844	<b>2007-08</b>	<b>Jason Kapono*</b>	<b>.483</b>
2008-09	Jose Calderon	.497	<b>2008-09</b>	<b>Jose Calderon*</b>	<b>.981</b>	2008-09	Jason Kapono	.428
<b>2009-10</b>	<b>Amir Johnson</b>	<b>.623</b>	2009-10	Jarrett Jack	.842	2009-10	Jarrett Jack	.412
2010-11	Ed Davis	.576	2010-11	Andrea Bargnani	.820	2010-11	Jose Calderon	.365
2011-12	Jose Calderon	.457	2011-12	Andrea Bargnani	.873	2011-12	Jose Calderon	.371

STEALS (min. 82 steals)			BLOCKS (min. 82 blocked shots)			MINUTES (min. 2000 minutes)		
1995-96	Alvin Robertson	2.16	1995-96	Oliver Miller	1.88	1995-96	<b>Damon Stoudamire</b>	<b>40.9</b>
<b>1996-97</b>	<b>Doug Christie</b>	<b>2.48</b>	1996-97	Marcus Camby	2.06	<b>1996-97</b>	<b>Damon Stoudamire</b>	<b>40.9</b>
1997-98	Doug Christie	2.44	<b>1997-98</b>	<b>Marcus Camby*</b>	<b>3.65</b>	1997-98	Doug Christie	37.7
1998-99	Doug Christie	2.26	1998-99	Vince Carter	1.54	1998-99	Doug Christie	35.4
1999-00	Doug Christie	1.40	1999-00	Tracy McGrady	1.91	1999-00	Vince Carter	38.1
2000-01	Vince Carter	1.52	2000-01	Antonio Davis	1.94	2000-01	Vince Carter	39.7
2001-02	Alvin Williams	1.65	2001-02	Keon Clark	1.51	2001-02	Vince Carter	39.8
2002-03	Jerome Williams	1.63	2002-03	Antonio Davis	1.17	2002-03	Morris Peterson	36.0
2003-04	Vince Carter	1.21	2003-04	Donyell Marshall	1.51	2003-04	Vince Carter	38.2
2004-05	Rafer Alston	1.48	2004-05	Chris Bosh	1.40	2004-05	Chris Bosh	37.2
2005-06	Morris Peterson	1.27	2005-06	Chris Bosh	1.13	2005-06	Chris Bosh	39.3
2006-07	T.J. Ford	1.35	2006-07	Chris Bosh	1.30	2006-07	Chris Bosh	38.5
2007-08	Jose Calderon	1.06	2007-08	Jamario Moon	1.38	2007-08	Chris Bosh	36.2
2008-09	Anthony Parker	1.25	2008-09	Jermaine O'Neal	2.00	2008-09	Chris Bosh	38.0
2009-10	Hedo Turkoglu**	0.74	2009-10	Andrea Bargnani	1.39	2009-10	Chris Bosh	36.1
2010-11	DeMar DeRozan	1.00	2010-11	Amir Johnson	1.22	2010-11	Andrea Bargnani	35.7
2011-12	James Johnson**	1.15	2011-12	James Johnson	1.35	2011-12	DeMar DeRozan	35.0

\*Led NBA

Bold indicates franchise high

\*\*No player had the minimum 82 steals



# YEAR-BY-YEAR STATISTICS

## RAPTORS YEAR-BY-YEAR CUMULATIVE STATS

YEAR	FGM	FGA	FGP	FTM	FTA	FTP	3PM	3PA	3PP	REB	RPG	AST	APG	STL	BLK	TO	PF	PTS	PPG
1995-96	3084	6598	.467	1412	1953	.723	414	1168	.354	3284	40.0	1927	23.5	745	493	1544	1987	7994	97.5
1996-97	2897	6632	.437	1446	2008	.720	589	1624	.363	3389	41.3	1714	20.9	722	517	1347	1883	7829	95.5
1997-98	2965	6813	.435	1479	2060	.718	372	1086	.343	3336	40.7	1746	21.3	769	663	1371	1851	7781	94.9
1998-99	1660	3940	.421	1011	1330	.760	226	662	.341	2159	43.2	1036	20.7	439	321	799	1139	4557	91.1
1999-00	2980	6882	.433	1583	2068	.765	425	1171	.363	3547	43.3	1947	23.7	666	544	1137	1989	7968	97.2
2000-01	3048	6972	.437	1482	1944	.747	429	1164	.369	3647	44.5	2004	24.4	599	519	1043	1745	8007	97.6
2001-02	2919	6727	.434	1269	1717	.739	387	1109	.349	3450	42.1	1779	21.7	688	454	1109	1771	7494	91.4
2002-03	2847	6664	.427	1350	1879	.718	409	1193	.343	3378	41.2	1583	19.3	609	392	1106	1761	7453	90.9
2003-04	2654	6348	.418	1237	1650	.750	461	1294	.356	3249	39.6	1574	19.2	604	401	1090	1748	7006	85.4
2004-05	2952	6656	.444	1626	2101	.774	648	1681	.385	3288	40.1	1670	20.4	621	317	1087	1875	8178	91.1
2005-06	3013	6639	.454	1653	2089	.791	608	1620	.375	3155	38.5	1593	19.4	529	272	1071	1965	8287	90.7
2006-07	3032	6547	.463	1562	1982	.788	531	1464	.363	3235	39.5	1822	22.2	581	321	1104	1672	8157	99.5
2007-08	3148	6726	.468	1347	1658	.812	572	1459	.392	3286	40.1	1953	23.8	570	336	959	1596	8215	100.2
2008-09	3054	6673	.458	1534	1861	.824	479	1289	.372	3315	40.4	1835	22.4	523	390	1098	1593	8121	99.0
2009-10	3199	6631	.482	1618	2118	.764	518	1397	.371	3313	40.4	1804	22.0	469	384	1100	1819	8534	104.1
2010-11	3144	6755	.465	1491	1976	.755	345	1091	.316	3306	40.3	1795	21.9	581	350	1206	1807	8124	99.1
2011-12	2268	5154	.440	1085	1410	.770	365	1075	.340	2771	42.0	1382	20.9	429	321	1001	1532	5986	90.7
<b>TOTALS:</b>	<b>48,864</b>	<b>109,357</b>	<b>.447</b>	<b>24,185</b>	<b>31,844</b>	<b>.759</b>	<b>7,778</b>	<b>21,547</b>	<b>.361</b>	<b>55,108</b>	<b>40.9</b>	<b>29,164</b>	<b>21.7</b>	<b>10,144</b>	<b>6,996</b>	<b>19,172</b>	<b>29,374</b>	<b>129,691</b>	<b>96.4</b>

## OPPONENT YEAR-BY-YEAR CUMULATIVE STATS

YEAR	FGM	FGA	FGP	FTM	FTA	FTP	3PM	3PA	3PP	REB	RPG	AST	APG	STL	BLK	TO	PF	PTS	PPG
1995-96	3146	6624	.475	1799	2416	.745	519	1416	.367	3372	41.1	1990	24.3	766	482	1326	1739	8610	105.0
1996-97	2971	6390	.465	1646	2274	.724	497	1427	.348	3385	41.3	1967	24.0	675	442	1338	1799	8085	98.6
1997-98	3271	6826	.479	1603	2289	.700	396	1034	.383	3776	46.0	2219	27.1	737	514	1370	1748	8541	104.2
1998-99	1694	3855	.439	996	1368	.728	255	686	.372	2007	40.1	1095	21.9	446	258	773	1088	4639	92.8
1999-00	3002	6615	.454	1631	2136	.764	346	1021	.339	3513	42.8	1790	21.8	557	442	1250	1874	7981	97.3
2000-01	3009	6725	.447	1425	1890	.754	379	1045	.363	3437	41.9	1696	20.7	561	439	1095	1792	7822	95.4
2001-02	2820	6390	.441	1513	2011	.752	377	1089	.346	3432	41.9	1629	19.9	628	383	1191	1613	7530	91.8
2002-03	3037	6592	.461	1490	1964	.759	370	986	.375	3577	43.6	1729	21.1	604	403	1079	1701	7934	96.8
2003-04	2722	6365	.428	1536	2055	.747	273	889	.307	3696	45.1	1518	18.5	590	333	1137	1619	7253	88.5
2004-05	3133	6708	.467	1610	2165	.744	435	1222	.356	3711	45.3	1814	22.1	507	360	1188	1795	8311	101.4
2005-06	3164	6448	.491	1696	2267	.748	508	1363	.373	3374	41.1	1938	23.6	518	359	1165	1834	8532	104.0
2006-07	3051	6593	.463	1441	1911	.754	533	1491	.357	3489	42.5	1742	21.2	489	317	1241	1786	8076	98.5
2007-08	3007	6569	.458	1344	1732	.776	619	1683	.368	3413	41.6	1797	21.9	470	333	1149	1508	7977	97.3
2008-09	3172	6827	.465	1379	1759	.784	629	1716	.367	3434	41.9	1887	23.0	521	386	1093	1645	8352	101.9
2009-10	3194	6824	.468	1683	2146	.784	609	1665	.366	3386	41.3	1889	23.0	580	360	1040	1730	8680	105.9
2010-11	3123	6668	.482	1672	2175	.769	541	1438	.376	3369	41.1	1854	22.6	625	456	1141	1620	8639	105.4
2011-12	2234	5130	.435	1335	1795	.744	401	1224	.328	2674	40.5	1327	20.1	478	322	970	1214	6204	94.0
<b>TOTALS:</b>	<b>49,840</b>	<b>108,149</b>	<b>.461</b>	<b>25,799</b>	<b>34,353</b>	<b>.751</b>	<b>7,687</b>	<b>21,395</b>	<b>.359</b>	<b>57,044</b>	<b>42.4</b>	<b>29,881</b>	<b>22.2</b>	<b>9,752</b>	<b>6,594</b>	<b>19,546</b>	<b>28,105</b>	<b>133,160</b>	<b>98.9</b>

## YEAR-BY-YEAR RANKINGS

	PTS	FG%	FT%	3FG%	REB	AST	STL	TO	BLK
1995-96	21	14	23	20	19	9	3t	29	6
1996-97	18	27	22	14	12	19t	6	25	3
1997-98	17	24	24	17	20	19	5	25	1
1998-99	18	25	6	14	6	16	11	21	2
1999-00	17	25	10	11	11	6	11	3	3
2000-01	5	19	17	6	6	3	21	1	3
2001-02	25	23	23	17	17	17	8	13	12
2002-03	27	25	28	19	21	26	21	11	19
2003-04	29	28	19	8	28	27	20	8	14
2004-05	7	19	10	2	27	23	15	3	25
2005-06	4	15	2	7	29	21	26t	2	28
2006-07	11	11	5	9	27	10	19	2	25
2007-08	13	7	2	2	28	5	19	2	25
2008-09	16	13	1	12	21	5	27	10	16
2009-10	5	5	13	6	23t	10	30	7t	21
2010-11	17	8	22	30	21	14	21t	24	26
2011-12	28	23	12	19	17	14	28	T-21	19

## OPPONENTS YEAR-BY-YEAR RANKINGS

	PTS	FG%	FT%	3FG%	REB	AST	STL	TO	BLK
1995-96	27	23	19	15	15	24	28	12	23
1996-97	20	21	3	8	17	24	15t	6	22
1997-98	29	29	1	28	28	29	23	5	26
1998-99	17	15	14	29	7	22	25	15	19
1999-00	13	17	25	7	14	10	1	15	19
2000-01	12	20	20	23	11	8	1	23	16
2001-02	4	11	17	8	10	5	15	8	9
2002-03	19	29	13	28	23	10	6	25	12
2003-04	6	6	12	2	29	2	5	19	3
2004-05	25	29	4	12	28	23	1	17t	6
2005-06	29	30	22	26	18	28	2	17	10
2006-07	16	21	18	17	24	17	1	15	5
2007-08	10	15	30	21	13t	16	1t	12t	5
2008-09	20	21	26	16	22	27	5	21t	12
2009-10	27	19	30	26	14	24	16	29	8
2010-11	26	29	20	28	15	24	25	18	23
2011-12	9	8	7	5	6	11	4	28	14

# YEAR-BY-YEAR RECORDS



## SEASON RECORD

	SEASON	HOME	ROAD	OT	VS. EAST	VS. WEST	ATTENDANCE	AVERAGE
1995-96	21-61 (.256)	15-26	6-35	2-4	14-40	7-21	950,330	23,179
1996-97	30-52 (.366)	18-23	12-29	1-3	16-38	14-14	748,927	18,267
1997-98	16-66 (.195)	9-32	7-34	5-2	7-47	9-19	675,225	16,469
1998-99	23-27 (.460)	14-11	9-16	1-2	19-26	4-1	439,190	17,568
1999-00	45-37 (.549)	26-15	19-22	0-3	29-25	16-12	756,496	18,451
2000-01	47-35 (.573)	27-14	20-21	4-4	36-18	11-17	793,256	19,348
2001-02	42-40 (.512)	24-17	18-23	3-0	29-25	13-15	811,135	19,759
2002-03	24-58 (.293)	15-26	9-32	2-3	18-36	6-22	777,507	18,964
2003-04	33-49 (.402)	18-23	15-26	6-5	22-32	11-17	750,608	18,308
2004-05	33-49 (.402)	22-19	11-30	1-4	20-32	13-17	703,388	17,156
2005-06	27-55 (.329)	15-26	12-29	1-9	20-32	7-23	699,332	17,056
2006-07	47-35 (.573)	30-11	17-24	3-0	33-19	14-16	748,603	18,259
2007-08	41-41 (.500)	25-16	16-25	1-4	29-23	12-18	796,835	19,435
2008-09	33-49 (.402)	18-23	15-26	2-3	22-30	11-19	769,707	18,773
2009-10	40-42 (.488)	25-16	15-26	2-2	29-23	11-19	733,784	17,897
2010-11	22-60 (.268)	16-25	6-35	0-2	14-38	8-22	679,208	16,566
2011-12	23-43 (.348)	13-20	10-23	2-2	15-33	8-10	555,584	16,836
<b>Overall</b>	<b>547-799</b>	<b>330-343</b>	<b>217-456</b>	<b>36-52</b>	<b>372-517</b>	<b>175-282</b>	<b>12,389,115</b>	<b>18,409</b>
<b>Win %</b>	<b>.406</b>	<b>.490</b>	<b>.322</b>	<b>.409</b>	<b>.418</b>	<b>.383</b>		

## RECORD BY MONTH & DAY

	OCT/NOV	DEC	JAN	FEB	MAR	APR	SUN	MON	TUE	WED	THU	FRI	SAT
1995-96	5-10	4-11	3-10	2-10	4-12	3-8	6-6	1-6	6-12	1-8	0-11	4-11	3-7
1996-97	4-10	6-9	5-9	5-9	6-10	4-5	4-6	1-6	8-8	6-5	5-8	3-8	3-11
1997-98	1-15	3-11	6-8	3-9	2-13	1-10	2-10	1-7	2-11	3-9	3-7	2-14	3-8
1998-99	---	---	---	4-8	11-6	*8-13	5-2	2-3	3-7	3-3	2-5	6-4	2-3
1999-00	9-6	8-6	7-7	6-6	10-7	5-5	10-7	2-1	10-8	5-9	4-3	10-8	4-1
2000-01	8-7	7-8	9-7	7-5	9-5	7-3	8-4	1-1	11-10	6-9	4-3	11-5	6-3
2001-02	10-6	6-8	11-5	2-11	6-8	7-2	9-11	1-2	2-11	9-7	4-4	14-3	3-2
2002-03	5-10	3-13	4-11	5-4	6-11	1-9	7-12	1-7	5-4	5-16	0-1	5-15	1-3
2003-04	8-8	8-6	5-9	4-11	5-10	3-5	9-10	1-2	8-5	8-12	2-1	4-16	1-3
2004-05	7-9	3-12	8-6	6-5	5-10	4-7	11-7	2-4	4-7	10-12	---	5-15	1-4
2005-06	1-15	7-7	7-8	5-6	6-10	1-9	6-8	2-6	3-9	5-18	---	9-10	2-4
2006-07	5-10	8-8	10-5	9-3	8-6	7-3	8-5	4-4	2-6	17-6	---	14-8	2-5
2007-08	9-7	8-8	8-5	7-5	6-11	3-5	6-9	6-2	2-6	15-7	---	11-11	1-6
2008-09	8-8	4-12	7-9	4-8	5-8	5-4	9-10	2-7	3-5	9-11	---	8-13	2-3
2009-10	7-11	9-6	10-5	5-5	6-10	3-5	8-11	2-3	3-7	12-11	1-0	10-7	4-3
2010-11	6-11	5-10	2-15	3-8	4-10	2-6	6-6	0-9	2-6	5-18	---	8-13	1-8
2011-12	---	1-2	6-13	4-9	6-11	6-8	4-7	3-7	3-5	7-10	1-0	5-9	0-5
<b>Overall</b>	<b>93-143</b>	<b>90-137</b>	<b>108-132</b>	<b>81-122</b>	<b>105-158</b>	<b>70-107</b>	<b>118-131</b>	<b>32-77</b>	<b>77-127</b>	<b>126-171</b>	<b>26-44</b>	<b>129-170</b>	<b>39-79</b>
<b>Win %</b>	<b>.394</b>	<b>.396</b>	<b>.450</b>	<b>.399</b>	<b>.399</b>	<b>.395</b>	<b>.474</b>	<b>.294</b>	<b>.377</b>	<b>.424</b>	<b>.371</b>	<b>.431</b>	<b>.331</b>

\*- includes three regular season games played in May

# YEAR-BY-YEAR RECORDS

## RECORD BY DIVISION

YEAR	ATLANTIC	CENTRAL	MIDWEST	PACIFIC	NORTHWEST	SOUTHEAST	SOUTHWEST
1995-96	9-17	5-23	3-11	4-10	---	---	---
1996-97	10-16	6-22	8-6	6-8	---	---	---
1997-98	5-21	2-26	5-9	4-10	---	---	---
1998-99	10-12	9-14	3-1	1-0	---	---	---
1999-00	13-13	16-12	6-8	10-4	---	---	---
2000-01	19-8	17-10	6-8	5-9	---	---	---
2001-02	12-14	17-11	7-7	6-8	---	---	---
2002-03	8-18	10-18	3-11	3-11	---	---	---
2003-04	11-15	11-17	5-9	6-8	---	---	---
2004-05	7-9	5-13	---	4-6	5-5	8-10	4-6
2005-06	6-10	4-14	---	1-9	4-6	10-8	2-8
2006-07	11-5	9-9	---	5-5	5-5	13-5	4-6
2007-08	10-6	9-9	---	2-8	4-6	10-8	6-4
2008-09	6-10	7-11	---	5-5	3-7	9-9	3-7
2009-10	11-5	10-8	---	4-6	2-8	8-10	5-5
2010-11	5-11	5-13	---	2-8	3-7	4-14	3-7
2011-12	7-8	4-12	---	2-3	3-3	4-13	3-4
<b>Overall</b>	<b>160-198</b>	<b>146-242</b>	<b>46-70</b>	<b>70-118</b>	<b>29-47</b>	<b>66-77</b>	<b>30-47</b>
<b>Win %</b>	<b>.447</b>	<b>.376</b>	<b>.397</b>	<b>.372</b>	<b>.382</b>	<b>.462</b>	<b>.390</b>

## RAPTORS RECORD SPLITS

YEAR	PRE ALL-STAR	POST ALL-STAR	FIRST 41 GAMES	SECOND 41 GAMES	OVERALL
1995-96	13-34 (.277)	8-27 (.229)	12-29 (.293)	9-32 (.220)	21-61 (.256)
1996-97	17-28 (.378)	13-24 (.351)	14-27 (.341)	16-25 (.390)	30-52 (.366)
1997-98	11-36 (.234)	5-30 (.143)	8-33 (.195)	8-33 (.195)	16-66 (.195)
1998-99	No All-Star Game	No All-Star Game	12-13 (.480)	11-14 (.440)	23-27 (.460)
1999-00	26-21 (.553)	19-16 (.543)	22-19 (.537)	23-18 (.561)	45-37 (.549)
2000-01	26-23 (.531)	21-12 (.636)	22-19 (.537)	25-16 (.610)	47-35 (.573)
2001-02	29-21 (.580)	13-19 (.406)	24-17 (.585)	18-23 (.439)	42-40 (.512)
2002-03	14-34 (.292)	10-24 (.294)	10-31 (.244)	14-27 (.341)	24-58 (.293)
2003-04	25-26 (.490)	8-23 (.258)	20-21 (.488)	13-28 (.317)	33-49 (.402)
2004-05	21-32 (.396)	12-17 (.414)	17-24 (.415)	16-25 (.390)	33-49 (.402)
2005-06	20-33 (.377)	7-22 (.241)	14-27 (.341)	13-28 (.317)	27-55 (.329)
2006-07	29-24 (.547)	18-11 (.621)	19-22 (.463)	28-13 (.683)	47-35 (.573)
2007-08	28-23 (.549)	13-18 (.419)	22-19 (.536)	19-22 (.463)	41-41 (.500)
2008-09	21-34 (.382)	12-15 (.444)	16-25 (.390)	17-24 (.415)	33-49 (.402)
2009-10	29-23 (.558)	11-19 (.367)	21-20 (.512)	19-22 (.463)	40-42 (.488)
2010-11	15-41 (.268)	7-19 (.269)	13-28 (.317)	9-32 (.220)	22-60 (.268)
2011-12	10-23 (.303)	13-20 (.394)	13-28 (.317)	10-15 (.400)	23-43 (.348)



# ATTENDANCE RECORDS

## HOME ATTENDANCE

### HOME GAMES - OVERALL

TOTAL	LOCATION	DATE	OPPONENT
1. 36,131	SkyDome	March 24, 1996	vs. Chicago
2. 36,118	SkyDome	January 18, 1996	vs. Chicago
3. 36,046	SkyDome	March 31, 1996	vs. L.A. Lakers
4. 35,681	SkyDome	March 29, 1996	vs. Orlando
5. 34,104	SkyDome	March 27, 1997	vs. Chicago
6. 33,385	SkyDome	December 8, 1997	vs. Chicago
7. 33,306	SkyDome	November 3, 1995	vs. New Jersey
8. 33,216	SkyDome	March 22, 1998	vs. Chicago
9. 30,172	SkyDome	February 19, 1998	vs. Chicago
10. 28,457	SkyDome	November 1, 1996	vs. New York

### HOME GAMES - AT AIR CANADA CENTRE

TOTAL	DATE	OPPONENT
1. 20,171	March 5, 2003	vs. Houston
2. 20,165	October 30, 2002	vs. Washington
3. 20,156	February 16, 2011	vs. Miami
4. 20,152	October 28, 2009	vs. Cleveland
5. 20,120	March 23, 2007	vs. Denver
6. 20,116	February 1, 2004	vs. L.A. Lakers
7. 20,111	January 24, 2010	vs. L.A. Lakers
8. 20,108	April 13, 2011	vs. Miami
9. 20,107	February 26, 2010	vs. Cleveland
10. 20,104	April 13, 2001	vs. Miami

### HOME PLAYOFF GAMES

TOTAL	DATE	OPPONENT	ROUND	GAME
1. 20,511	May 1, 2007	vs. New Jersey	First	5
2. 20,499	May 18, 2001	vs. Philadelphia	Second	6
3. 20,436	May 11, 2001	vs. Philadelphia	Second	3
4. 20,416	April 26, 2008	vs. Orlando	First	4
5. 20,351	May 13, 2001	vs. Philadelphia	Second	4

### HOME PRESEASON GAMES

TOTAL	DATE	OPPONENT
1. 25,001	January 26, 1999	vs. Boston*
2. 22,114	October 22, 2010	vs. New York^
3. 19,800	October 25, 2001	vs. Washington
4. 17,749	October 10, 2003	vs. Panathinaikos (Greece)
5. 17,532	October 29, 1995	vs. Cleveland

\* - game played at SkyDome; ^ - game played in Montreal

## ROAD ATTENDANCE HIGHS

### ROAD GAMES - OVERALL

TOTAL	DATE	OPPONENT
1. 24,042	November 2, 1996	at Charlotte
2. 24,042	March 15, 1996	at Charlotte
3. 23,913	January 25, 1997	at Chicago
4. 23,896	April 14, 1997	at Chicago
5. 23,881	February 10, 1998	at Chicago

### ROAD PRESEASON GAMES

TOTAL	DATE	OPPONENT
1. 20,165	October 12, 2010	at Chicago
2. 19,709	October 27, 2006	at Chicago
3. 18,629	December 21, 2011	at Boston
4. 18,847	October 7, 2008	at Cleveland
5. 18,624	October 10, 2010	at Boston

### ROAD PLAYOFF GAMES

TOTAL	DATE	OPPONENT	ROUND	GAME
1. 22,076	May 2, 2002	at Detroit	First	5
2. 22,076	April 24, 2002	at Detroit	First	2
3. 22,076	April 21, 2002	at Detroit	First	1
4. 20,939	May 16, 2001	at Philadelphia	Second	5
5. 20,892	May 6, 2001	at Philadelphia	Second	1

### NEUTRAL SITE PRESEASON GAMES

TOTAL	DATE	OPPONENT
1. 22, 114	October 22, 2010	vs. New York at Montreal, QC
2. 18,123	October 6, 2010	vs. Phoenix at Vancouver, BC
3. 17,544	October 21, 2008	vs. Denver at Edmonton, AB
4. 15,104	October 27, 1996	vs. Vancouver at Calgary, AB
5. 14,783	October 12, 2000	vs. Vancouver at Ottawa, ON

## ATTENDANCE LOWS

### HOME GAMES

TOTAL	DATE	OPPONENT
1. 13,640	February 1, 2006	vs. Washington
2. 13,863	November 7, 2004	vs. Portland
3. 13,997	January 22, 2007	vs. Charlotte
4. 14,085	January 4, 2006	vs. Orlando
5. 14,088	April 12, 1998	vs. New Jersey

### ROAD GAMES

TOTAL	DATE	OPPONENT
1. 5,848	February 3, 1996	at L.A. Clippers
2. 6,152	March 13, 1998	at L.A. Clippers
3. 6,374	November 18, 2002	at Atlanta
4. 7,194	January 4, 1996	at Atlanta
5. 7,411	March 27, 1996	at Philadelphia

# ATTENDANCE RECORDS

## REGULAR SEASON SUMMARY

SEASON	GAMES	HOME		RANK	SELL-OUTS	ROAD		RANK	SELL-OUTS
		ATTENDANCE	AVERAGE			ATTENDANCE	AVERAGE		
1995-96	41	950,330	23,179	3rd	16	676,865	16,509	24th	17
1996-97	41	748,927	18,267	8th	5	678,977	16,560	19th	17
1997-98	41	675,225	16,469	17th	3	679,413	16,571	21st	9
1998-99 (Total)	25	439,190	17,568	10th	4	394,983	15,799	23rd	6
1998-99 (SkyDome)	3	43,757	14,586	---	0	---	---	---	---
1998-99 (ACC)	22	395,433	17,974	---	4	---	---	---	---
1999-00	41	756,496	18,451	9th	19	727,508	17,744	5th	15
2000-01	41	793,256	19,348	6th	27	722,061	17,611	5th	17
2001-02	41	811,135	19,784	4th	40	705,215	17,200	8th	12
2002-03	41	777,507	18,964	10th	15	676,884	16,509	15th	10
2003-04	41	750,608	18,308	8th	6	675,737	16,481	22nd	8
2004-05	41	703,388	17,156	16th	10	683,787	16,678	26th	11
2005-06	41	699,332	17,057	17th	5	680,432	16,596	30th	7
2006-07	41	748,603	18,259	13th	19	711,230	17,347	24th	11
2007-08	41	796,835	19,435	9th	32	682,791	16,653	29th	17
2008-09	41	769,707	18,773	10th	13	688,203	16,785	29th	14
2009-10	41	733,784	17,897	14th	7	675,133	16,467	26th	14
2010-11	41	679,208	16,566	19th	6	691,090	16,856	23rd	21
2011-12	33	555,584	16,836	17th	4	552,167	16,732	22nd	13
<b>TOTALS</b>	<b>673</b>	<b>12,389,115</b>	<b>18,409</b>	<b>---</b>	<b>231</b>	<b>11,302,476</b>	<b>16,799</b>	<b>---</b>	<b>219</b>

Regular Season Combined (Home and Away) Total: 23,691,591

Combined Sellouts: 450

Home Games: 547 - Air Canada Centre; 117 - SkyDome; 6 - Maple Leaf Gardens; 3 - Copps Coliseum (Hamilton)

## PRESEASON SUMMARY

SEASON	GAMES	HOME		ROAD		
		ATTENDANCE	AVERAGE	GAMES	ATTENDANCE	AVERAGE
1995-96	7	90,097	12,871	1	11,203	11,203
1996-97	7	89,541	12,792	1	15,104	15,104
1997-98	6	67,937	11,323	2	18,801	9,401
1998-99	1	25,001	25,001	1	18,624	18,624
1999-00	4	48,457	12,114	4	44,151	11,038
2000-01	5	67,296	13,459	3	27,241	9,080
2001-02	5	75,718	15,144	2	23,826	11,913
2002-03	4	64,734	16,184	4	44,462	11,116
2003-04	4	60,717	15,179	3	21,239	7,080
2004-05	4	49,053	12,263	4	50,041	12,510
2005-06	5	67,706	13,541	3	37,696	12,565
2006-07	4	55,423	13,856	4	51,072	12,768
2007-08	4	57,012	14,253	3	29,636	9,879
2008-09	5	75,451	15,090	3	46,391	15,464
2009-10	4	49,578	12,395	4	31,718	7,930
2010-11	5	73,538	14,708	3	56,912	18,971
2011-12	1	16,721	16,721	1	18,624	18,624
<b>TOTALS</b>	<b>75</b>	<b>1,033,980</b>	<b>13,786</b>	<b>46</b>	<b>546,741</b>	<b>11,886</b>

\* Includes neutral site games as home or visiting team.

## PLAYOFF SUMMARY

SEASON	GAMES	HOME			ROAD			
		ATTENDANCE	AVERAGE	SELL-OUTS	GAMES	ATTENDANCE	AVERAGE	SELL-OUTS
1999-00	1	19,996	19,996	1	2	39,526	19,763	2
2000-01	5	101,785	20,357	5	7	142,838	20,405	7
2001-02	2	40,250	20,125	2	3	66,228	22,076	3
2006-07	3	61,080	20,360	3	3	54,421	18,140	1
2007-08	2	40,439	20,220	2	3	52,557	17,519	3
<b>TOTALS</b>	<b>13</b>	<b>263,550</b>	<b>20,273</b>	<b>13</b>	<b>18</b>	<b>355,570</b>	<b>19,754</b>	<b>16</b>





## AIR CANADA CENTRE ATTENDANCE

### REGULAR SEASON

SEASON	GAMES	ATTENDANCE	AVERAGE	RANK	SELL-OUTS
1998-99	22	395,433	17,974	---	4
1999-00	41	756,496	18,451	9th	19
2000-01	41	793,256	19,348	6th	27
2001-02	41	811,135	19,784	4th	40
2002-03	41	777,507	18,964	10th	15
2003-04	41	750,608	18,308	8th	6
2004-05	41	703,388	17,156	16th	10
2005-06	41	699,332	17,057	17th	5
2006-07	41	748,603	18,259	13th	19
2007-08	41	796,835	19,435	9th	32
2008-09	41	769,707	18,773	10th	13
2009-10	41	733,784	17,897	14th	7
2010-11	41	679,208	16,566	19th	6
2011-12	41	555,584	16,836	17th	4
<b>TOTALS</b>	<b>547</b>	<b>9,970,876</b>	<b>18,228</b>	<b>---</b>	<b>207</b>

### PLAYOFFS

SEASON	GAMES	ATTENDANCE	AVERAGE	SELL OUTS
1999-00	1	19,996	19,996	1
2000-01	5	101,785	20,357	5
2001-02	2	40,250	20,125	2
2006-07	3	61,080	20,360	3
2007-08	2	40,439	20,220	2
<b>TOTALS</b>	<b>13</b>	<b>263,550</b>	<b>20,273</b>	<b>13</b>

### PRESEASON

SEASON	GAMES	ATTENDANCE	AVERAGE	SELL OUTS
1999-00	4	48,457	12,114	0
2000-01	4	52,513	13,128	0
2001-02	5	75,718	15,144	1
2002-03	4	64,734	16,184	0
2003-04	4	60,717	15,179	0
2004-05	4	49,053	12,263	0
2005-06	4	56,806	14,202	0
2006-07	4	55,423	13,856	0
2007-08	4	57,012	14,253	0
2008-09	4	57,917	14,479	0
2009-10	4	49,578	12,395	0
2010-11	4	51,424	12,856	0
2011-12	1	16,721	16,721	0
<b>TOTALS</b>	<b>50</b>	<b>696,073</b>	<b>13,921</b>	<b>1</b>

### ALL GAMES

	GAMES	ATTENDANCE	AVERAGE	SELL OUTS
Regular Season	547	9,970,876	18,228	207
Playoffs	13	263,550	20,273	13
Preseason	50	696,073	13,921	1
<b>TOTALS</b>	<b>610</b>	<b>10,930,499</b>	<b>17,919</b>	<b>221</b>

17:11

18:11

19:11

20:11

21:11

22:11

# e11even

## PRE-GAME AND POST-GAME DINING MADE PERFECT

01:11

02:11

03:11

04:11

05:11

06:11

07:11

08:11

09:11

10:11



North American Classics  
with a Twist



above  
e11even Private Dining and  
Special Events

Official Watch of

CITIZEN EC



# OPPONENTS







David Stern

## NATIONAL BASKETBALL ASSOCIATION

NBA Commissioner: David Stern  
 NBA Deputy Commissioner and Chief Operating Officer: Adam Silver  
 President, League and Basketball Operations: Joel Litvin  
 President, NBA International: Heidi Ueberroth  
 Executive Vice-President, Basketball Operations: Stu Jackson  
 President, WNBA: Laurel Richie  
 President, NBA Development League: Dan Reed  
 Senior Vice President, Basketball Communications: Tim Frank

## 2012-13 NBA OFFICE DIRECTORY

### New York

Olympic Tower  
 645 Fifth Avenue  
 New York, NY 10022  
 Telephone: (212) 407-8000  
 Fax: (212) 832-3861

### New Jersey

100 Plaza Drive  
 Secaucus, NJ 07094  
 Telephone: (201) 865-1500  
 Fax: (201) 974-5973

### NBA Store

590 Fifth Avenue  
 New York, NY 10103  
 Telephone: (212) 515-6221

### NBA CITY

6068 Universal Boulevard  
 Orlando, FL 32819  
 Telephone: (407) 363-5919  
 Fax: (407) 370-3178

### INTERNATIONAL OFFICES

#### Canada

40 Bay Street, Suite 400  
 Toronto, Ontario  
 Canada M5J 2X2  
 Telephone: 416-364-2030  
 Fax: 416-364-0205

#### Mexico

Jose Maria Castorena 324  
 Suite #206-207  
 Col. Cuajimalpa, Mexico,  
 D.F. C.P. 05000  
 Telephone: 011-5255-813-  
 6699/7000  
 Fax: 011-5255-812-7464

### EUROPE

Headquarters - NBA EMEA  
 125 Kensington High Street  
 London, W8 5SF, UK  
 TEL: 011-44-20-7795-8921  
 FAX: 011-44-20-7795-8901

### Italy

Via Dogana 3  
 20123, Milano, Italy  
 TEL: 011-39-02-8648-9361  
 FAX: 011-39-02-809-250

### Russia

10 Presnenskaya nab  
 123317 Moscow  
 Tel: 011-74-95-9677-942

### Spain

pq. Empresarial 'La Finca'  
 Edif. 15A, 28223  
 Pozuelo de Alarcon  
 Madrid, Spain  
 TEL: 011-34-91297-9700  
 FAX: 011-34-91799-5999

### Turkey

Astoria Is Merkezi  
 Buyukdere Cad. No:127 A Kule K:9  
 Esentepe 34394, Istanbul, Turkey  
 TEL: +90 212 340 7600  
 FAX: +90 212 340 7601

### ASIA/PACIFIC

#### Hong Kong

3101, The Lee Gardens  
 33 Hysan Avenue  
 Causeway Bay, Hong Kong  
 Telephone: 011 852-2843-9600  
 Fax: 011 852-2536-4808

#### Taiwan

Suite 1303, No. 88, Section 2,  
 Chung Hsiao East Road  
 Taipei, Taiwan ROC  
 Telephone: 886-2-2358-1900  
 Fax: 886-2-2358-1098

#### Korea

41F Gangnam Finance Center  
 737 Yeoksam-dong, Gangnam-gu  
 Seoul Korea 135-984  
 Telephone: 822 2008 4617  
 Fax: 822 2008 4618

#### China—Beijing

19th Floor, Office Tower 2,  
 China Central Place,  
 No. 79 Jianguo Road,  
 Chaoyang District,  
 Beijing 100025, China  
 Telephone: (86)10-5200-8200  
 Fax: (86)10-5200-8202

#### China—Shanghai

Unit 2703-08, 27/F,  
 Tower, 2, Plaza 66  
 1366 Nanjing West Road  
 Shanghai 200040, China  
 Telephone: (86)21-6137-2200  
 Fax: (86)-21-6288-9920



## 2012-13 NBA KEY DATES

September 28 .....	2012 NBA Team Media Days for teams competing in international preseason contests
September 29 .....	2012 NBA Training Camps open for practice for teams competing
October 1 .....	2012 NBA Team Media Days
October 2 .....	2012 NBA Training Camps open for practice
October 5 .....	NBA Europe Live 2012 (Boston Celtics @ Ulker Fenerbahce in Istanbul, Turkey)
October 6 .....	NBA Europe Live 2012 (Dallas Mavericks @ Alba Berlin in Berlin, Germany)
October 7 .....	NBA Europe Live 2012 (Boston Celtics @ EA7 Emporio Armani in Milan, Italy)
October 7 .....	NBA Mexico Games 2012 (New Orleans Hornets vs. Orlando Magic in Mexico City, Mexico)
October 9 .....	NBA Europe Live 2012 (Dallas Mavericks @ FC Barcelona in Barcelona, Spain)
October 11 .....	NBA China Games 2012 (Miami Heat vs. L.A. Clippers in Beijing, China)
October 14 .....	NBA China Games 2012 (Miami Heat vs. L.A. Clippers in Shanghai, China)
October 19 .....	NBA Canada Series (Toronto Raptors vs. New York Knicks in Montreal, Canada)
October 24 .....	NBA Canada Series (Minnesota Timberwolves vs. Detroit Pistons in Winnipeg, Canada)
October 30 .....	2012-13 Season Tips Off
January 7 .....	10-day Contracts can now be signed
January 10 .....	All Contracts are guaranteed for remainder of the season
February 15-17 .....	2013 NBA All-Star (Houston)
February 21 .....	2013 NBA Trade Deadline (3 p.m. ET)
April 10-13 .....	Portsmouth Invitational Tournament (Portsmouth, VA)
April 17 .....	Regular Season ends
April 20 .....	2013 NBA Playoffs begin
April 28 .....	NBA Draft Early Entry Eligibility Deadline (11:59 p.m. ET)
May 7 .....	Conference Semifinals begin (possible move-up to May 6)
May 21 .....	2013 NBA Draft Lottery
May 22 .....	Conference Finals begin (possibly move-up to May 21)
June 6 .....	The Finals begin (possible move-up to June 4)
June 17 .....	NBA Draft Early Entry Withdrawal Deadline (5 p.m. ET)
June 20 .....	Last possible date for 2013 NBA Finals (possible move-up to June 18)
June 27 .....	2013 NBA Draft



# ATLANTA HAWKS

President of Basketball Operations/General Manager.....Danny Ferry  
 Head Coach.....Larry Drew  
 Assistant Coaches.....Lester Conner, Bob Bender, Kenny Atkinson, Bob Weiss  
 Athletic Trainer.....Wally Blase  
 PR staff.....Garin Narain, Jon Steinberg, Jason Roose  
 Television.....Bob Rathbun, Dominique Wilkins, Jerome Jurenovich  
 Radio.....Steve Holman  
 Arena.....Philips Arena (18,238); opened 1999

## FRANCHISE BACKGROUND

Address.....Centennial Tower, 101 Marietta St. NW, Suite 1900  
 .....Atlanta, GA 30303  
 Telephone.....(404) 878-3800  
 Website.....www.hawks.com  
 History.....Tri-Cities Blackhawks, 1949-51;  
 .....Milwaukee Hawks, 1951-55; St. Louis Hawks, 1955-68;  
 .....Atlanta Hawks, 1968-present  
 Colours.....Red, White and Blue  
 NBA Titles.....1 (1958)  
 Conference Titles.....4  
 Division Titles.....10  
 2011-2012 Record.....40-26 (.606), 2nd in Southeast  
 2012 NBA Playoffs.....Lost to Boston 4-2

## SERIES RECAP

Current Streak.....Lost 1  
 Current Home Streak.....Lost 4  
 Current Road Streak.....Won 1  
 Last Home Win.....March 17, 2010 (106-105)  
 Last Home Loss.....April 16, 2012 (109-87)  
 Last Road Win.....April 15, 2012 (102-86)  
 Last Road Loss.....January 16, 2012 (93-84)  
 Largest Margin of Victory.....+39, April 12, 2002  
 Largest Margin of Defeat.....-31, December 21 2009  
 Overall Record vs. Atlanta.....27-37  
 Home Record vs. Atlanta.....14-18  
 Road Record vs. Atlanta.....13-19

## ALL-TIME RESULTS VS. ATLANTA

SEASON	DATE	W/L	SCORE	SITE
2011-12 (1-3)	April 16	L	109-87	Toronto
	April 15	W	102-86	Atlanta
	January 31	L	100-77	Toronto
	January 16	L	93-84	Atlanta
2010-11 (0-3)	February 2	L	100-87	Atlanta
	January 12	L	104-101	Toronto
	November 28	L	96-78	Toronto
2009-10 (1-3)	April 9	L	107-101	Atlanta
	March 17	W	106-105	Toronto
	December 11	L	111-89	Toronto
	December 2	L	146-115	Atlanta
2008-09 (1-3)	April 7	L	118-110	Toronto
	January 19	L	87-84	Atlanta
	November 28	W	93-88	Toronto
	November 7	L	110-92	Atlanta
2007-08 (2-1)	April 2	L	127-120 (OT)	Atlanta
	January 18	W	89-78	Toronto
	December 11	W	100-88	Atlanta
2006-07 (2-2)	February 2	W	103-91	Atlanta
	January 5	W	105-92	Toronto
	November 24	L	97-93	Atlanta
	November 10	L	111-102	Toronto
2005-06 (3-1)	March 1	L	113-111 (OT)	Toronto
	January 3	W	108-97	Atlanta
	December 28	W	108-102	Toronto
	December 2	W	102-101	Atlanta
2004-05 (2-1)	April 8	W	109-101 (OT)	Toronto
	March 26	W	109-104	Atlanta
	March 11	L	116-112 (OT)	Toronto
2003-04 (3-1)	March 14	W	101-84	Toronto
	January 17	L	75-70	Atlanta
	December 5	W	92-87	Toronto
	November 26	W	99-97 (OT)	Atlanta

SEASON	DATE	W/L	SCORE	SITE
2002-03 (3-1)	March 19	W	87-86	Toronto
	March 8	W	107-98	Atlanta
	February 12	W	97-96	Toronto
	November 18	L	117-92	Atlanta
2001-02 (4-0)	April 12	W	112-73	Toronto
	March 28	W	85-83	Atlanta
	January 11	W	94-91 (OT)	Toronto
2000-01 (2-2)	December 1	W	104-103	Atlanta
	March 23	W	112-86	Toronto
	February 28	W	95-88	Atlanta
	January 31	L	102-97	Atlanta
1999-00 (2-2)	December 22	L	78-72	Toronto
	April 7	W	104-84	Atlanta
	February 8	W	109-88	Toronto
	January 7	L	105-97	Atlanta
1998-99 (1-2)	November 30	L	107-89	Toronto
	April 20	L	103-81	Toronto
	March 13	L	86-75	Atlanta
1997-98 (0-4)	March 4	W	86-77	Atlanta
	April 1	L	105-91	Atlanta
	March 17	L	117-105	Toronto
	November 26	L	109-104 (2OT)	Toronto
1996-97 (0-4)	November 1	L	90-85	Atlanta
	March 23	L	90-79	Toronto
	February 12	L	106-84	Atlanta
	December 7	L	101-75	Atlanta
1995-96 (0-4)	November 23	L	91-88	Toronto
	March 26	L	114-111	Toronto
	January 11	L	87-79	Toronto
	January 4	L	104-101 (OT)	Atlanta
	November 25	L	114-102	Atlanta

## 2011-12 TORONTO VS. ATLANTA

	G-GS	MIN	FG-FGA	PCT	3FG-FGA	PCT	FT-FTA	PCT	OFF	DEF	TOT	AST	PF-DQ	STL	TO	BLK	PTS	AVG
DeRozan	4-4	141	24-55	.436	1-6	.167	15-20	.750	1	11	12	9	10-0	3	9	0	64	16.0
Anderson	2-2	59	10-17	.588	5-8	.625	3-3	1.000	0	6	6	2	5-0	0	3	1	28	14.0
Bayless	1-1	26	4-11	.364	2-5	.400	4-4	1.000	0	0	0	2	0-0	1	1	0	14	14.0
J. Johnson	3-1	83	17-32	.531	1-3	.333	7-11	.636	3	13	16	9	5-0	3	6	0	42	14.0
Barbosa	2-0	47	10-23	.435	2-7	.286	4-5	.800	1	6	7	1	5-0	0	4	0	26	13.0
Dentmon (TOT)	1-0	22	3-10	.300	1-6	.167	3-4	.750	0	3	3	4	3-0	1	3	0	10	10.0
Dentmon (TOR)	1-0	22	3-10	.300	1-6	.167	3-4	.750	0	3	3	4	3-0	1	3	0	10	10.0
Calderon	2-2	68	9-13	.692	1-1	1.000	0-0	---	2	3	5	20	3-0	0	7	0	19	9.5
Davis	4-1	123	15-27	.556	0-0	---	4-6	.667	10	21	31	3	15-0	4	8	10	34	8.5
A. Johnson	4-4	84	14-24	.583	0-0	---	3-5	.600	8	15	23	5	13-0	2	6	2	31	7.8
Butler	2-1	43	6-14	.429	1-6	.167	2-4	.500	0	4	4	0	2-0	0	2	0	15	7.5
Uzoh (TOT)	2-2	59	7-18	.389	0-0	---	0-0	---	5	8	13	11	6-0	1	4	1	14	7.0
Uzoh (TOR)	2-2	59	7-18	.389	0-0	---	0-0	---	5	8	13	11	6-0	1	4	1	14	7.0
Forbes	4-0	56	6-26	.231	0-5	.000	12-14	.857	1	2	3	4	8-0	3	5	0	24	6.0
Kleiza	3-0	57	4-17	.235	1-6	.167	5-5	1.000	2	10	12	2	8-0	3	2	0	14	4.7
Alabi	2-0	27	4-10	.400	0-0	---	0-0	---	4	5	9	1	3-0	1	2	1	8	4.0
Magloire	1-0	20	1-2	.500	0-0	---	0-1	.000	0	3	3	0	2-0	0	0	1	2	2.0
Gray	3-2	40	2-4	.500	0-0	---	1-2	.500	3	14	17	2	5-0	0	3	0	5	1.7
Carter	1-0	5	0-1	.000	0-0	---	0-0	---	0	1	1	1	0-0	0	0	0	0	0.0
<b>RAPTORS</b>	<b>4</b>	<b>960</b>	<b>136-304</b>	<b>.447</b>	<b>15-53</b>	<b>.283</b>	<b>63-84</b>	<b>.750</b>	<b>40</b>	<b>125</b>	<b>165</b>	<b>76</b>	<b>93-0</b>	<b>22</b>	<b>70</b>	<b>16</b>	<b>350</b>	<b>87.5</b>
<b>HAWKS</b>	<b>4</b>	<b>960</b>	<b>141-303</b>	<b>.465</b>	<b>23-74</b>	<b>.311</b>	<b>83-111</b>	<b>.748</b>	<b>35</b>	<b>118</b>	<b>153</b>	<b>91</b>	<b>66-0</b>	<b>28</b>	<b>47</b>	<b>21</b>	<b>388</b>	<b>97.0</b>

## 2011-12 ATLANTA VS. TORONTO

	G-GS	MIN	FG-FGA	PCT	3FG-FGA	PCT	FT-FTA	PCT	OFF	DEF	TOT	AST	PF-DQ	STL	TO	BLK	PTS	AVG
J. Johnson	4-4	134	30-62	.484	9-25	.360	13-15	.867	3	9	12	18	4-0	2	4	3	82	20.5
Smith	4-4	137	33-61	.541	0-5	.000	10-19	.526	9	29	38	10	10-0	5	13	7	76	19.0
I. Johnson	4-0	100	16-31	.516	0-0	---	12-17	.706	8	15	23	5	8-0	3	5	1	44	11.0
Teague	4-4	129	17-39	.436	2-6	.333	8-12	.667	1	11	12	23	8-0	9	8	3	44	11.0
Williams	4-2	107	11-32	.344	3-10	.300	12-15	.800	7	13	20	8	6-0	3	2	1	37	9.0
McGrady	3-0	51	8-14	.571	2-5	.400	8-10	.800	0	8	8	8	1-0	2	6	2	26	8.7
Green	3-0	60	8-19	.421	3-7	.429	6-7	.857	0	4	4	1	6-0	1	2	1	25	8.3
Pachulia	2-1	44	5-6	.833	0-0	---	6-6	1.000	0	9	9	0	2-0	0	1	0	16	8.0
Radmanovic	4-0	59	6-11	.545	4-7	.571	1-2	.500	4	8	12	4	8-0	3	1	1	17	4.3
Hinrich	3-2	59	5-14	.357	0-5	.000	0-0	---	1	3	4	5	5-0	0	0	0	10	3.3
Pargo	4-0	39	2-9	.222	0-4	.000	4-4	1.000	0	2	2	7	1-0	0	3	0	8	2.0
Stackhouse	2-0	12	0-1	.000	0-0	---	2-2	1.000	0	2	2	0	3-0	0	0	0	2	1.0
Collins	3-3	30	0-4	.000	0-0	---	1-2	.500	2	5	7	2	4-0	0	1	2	1	0.3
<b>HAWKS</b>	<b>4</b>	<b>960</b>	<b>141-303</b>	<b>.465</b>	<b>23-74</b>	<b>.311</b>	<b>83-111</b>	<b>.748</b>	<b>35</b>	<b>118</b>	<b>153</b>	<b>91</b>	<b>66-0</b>	<b>28</b>	<b>47</b>	<b>21</b>	<b>388</b>	<b>97.0</b>
<b>RAPTORS</b>	<b>4</b>	<b>960</b>	<b>136-304</b>	<b>.447</b>	<b>15-53</b>	<b>.283</b>	<b>63-84</b>	<b>.750</b>	<b>40</b>	<b>125</b>	<b>165</b>	<b>76</b>	<b>93-0</b>	<b>22</b>	<b>70</b>	<b>16</b>	<b>350</b>	<b>87.5</b>

## CAREER STATISTICS VS. ATLANTA

	G-GS	MIN	FG-FGA	PCT	3FG-FGA	PCT	FT-FTA	PCT	OFF	DEF	TOT	AST	PF-DQ	STL	TO	BLK	PTS	AVG	HI
Anderson	5-3	115	19-35	.543	7-13	.538	6-6	1.000	1	13	14	5	12-0	1	5	1	51	10.2	16
Bargnani	18-12	494	90-203	.443	16-51	.314	29-38	.763	16	54	70	8	44-0	3	25	10	225	12.5	26
Calderon	22-15	610	78-169	.462	16-43	.372	27-31	.871	6	49	55	164	32-0	20	27	2	199	9.0	16
Davis	6-1	160	19-34	.559	0-0	---	7-12	.583	10	25	35	5	20-0	5	8	10	45	7.5	11
DeRozan	11-10	356	55-124	.444	1-6	.167	39-53	.736	7	29	36	15	30-0	6	20	1	150	13.6	23
Fields	7-7	241	40-59	.678	9-15	.600	8-12	.667	6	36	42	14	14-0	8	6	1	97	13.9	18
Gray	9-3	125	17-26	.654	0-0	---	3-12	.250	16	29	45	10	25-0	0	4	3	37	4.1	9
Johnson	16-8	322	52-78	.667	0-0	---	15-22	.682	34	58	92	17	49-0	7	16	16	119	7.4	20
Kleiza	12-2	269	33-80	.413	7-25	.280	14-16	.875	15	36	51	9	31-0	11	14	2	87	7.3	23
Lowry	8-3	249	36-72	.500	8-18	.444	28-39	.718	7	22	29	51	21-0	10	18	2	108	13.5	17
Lucas	7-0	87	14-34	.412	6-11	.545	10-11	.909	3	7	10	11	4-0	3	1	1	44	6.3	16

## 2012-13 GAMES VS. ATLANTA

GAME 1	GAME 2	GAME 3
Wednesday, January 30	Wednesday, March 27	Tuesday, April 16
Philips Arena	Air Canada Centre	Philips Arena
7:30 p.m.	7:00 p.m.	7:30 p.m.
TSN2	TSN2	TSN2



## BOSTON CELTICS

President of Basketball Operations ..... Danny Ainge  
 Head Coach ..... Glenn "Doc" Rivers  
 Assistant Coaches ..... Armond Hill, Kevin Eastman, Mike Longabardi, Jamie Young, Jay Larranaga  
 Athletic Trainer ..... Ed Lacerte  
 PR Staff ..... Jeff Twiss, Heather Walker, Brian Olive  
 Television ..... Mike Gorman, Tom Heinsohn, Greg Dickerson  
 Radio ..... Sean Grande, Cedric Maxwell  
 Arena ..... TD Garden (18,624); opened 1995

### FRANCHISE BACKGROUND

Address ..... 226 Causeway Street, Fourth Floor  
 Boston, MA 02114  
 Telephone ..... (617) 854-8000  
 Website ..... www.celtics.com  
 History ..... Founded 1946  
 Colours ..... Green, Gold, Beige, Brown and Black  
 NBA Titles ..... 17 (1957, '59, '60, '61, '62, '63, '64, '65, '66, '68,  
 '69, '74, '76, '81, '84, '86, '08)  
 Conference Titles ..... 21  
 Division Titles ..... 30  
 2011-12 Record ..... 39-27 (.591), 1st in Atlantic  
 2012 NBA Playoffs ..... Defeated Atlanta 4-2;  
 Defeated Philadelphia 4-3; Lost to Miami 4-3

### SERIES FACTS

Current Streak ..... Won 2  
 Current Home Streak ..... Won 2  
 Current Road Streak ..... Lost 8  
 Last Home Win ..... April 13, 2012 (84-79)  
 Last Home Loss ..... January 2, 2011 (93-79)  
 Last Road Win ..... January 23, 2008 (114-112)  
 Last Road Loss ..... February 1, 2012 (100-64)  
 Largest Margin of Victory ..... +31, April 20, 1997  
 Largest Margin of Defeat ..... -36, February 1, 2012  
 Overall Record vs. Boston ..... 23-42  
 Home Record vs. Boston ..... 15-18  
 Road Record vs. Boston ..... 8-24

### ALL-TIME RESULTS VS. BOSTON

SEASON	DATE	W/L	SCORE	SITE
2011-12 (2-2)	April 13	W	84-79	Toronto
	February 10	W	86-74	Toronto
	February 1	L	100-64	Boston
	January 18	L	96-73	Boston
2010-11 (1-3)	January 7	L	122-102	Boston
	January 2	L	93-79	Toronto
	November 26	L	110-101	Boston
	November 21	W	102-101	Toronto
2009-10 (0-4)	April 7	L	115-104	Toronto
	January 10	L	114-107	Toronto
	January 2	L	103-96	Boston
	November 27	L	116-103	Boston
2008-09 (0-4)	January 12	L	115-109 (OT)	Boston
	January 11	L	94-88	Toronto
	November 23	L	118-103	Toronto
	November 10	L	94-87	Boston
2007-08 (1-3)	January 23	W	114-112	Boston
	December 16	L	90-77	Toronto
	December 7	L	112-84	Boston
	November 4	L	98-95 (OT)	Toronto
2006-07 (3-1)	March 26	L	95-87	Boston
	January 26	W	96-90	Toronto
	January 12	W	95-86	Boston
	December 1	W	106-102	Toronto
2005-06 (1-3)	April 4	L	124-120	Toronto
	March 22	L	110-96	Boston
	March 5	W	111-105	Toronto
	November 18	L	100-93	Boston
2004-05 (1-3)	April 17	L	103-98	Toronto
	March 16	L	110-109	Boston
	January 12	W	104-93	Toronto
	December 3	L	91-89	Boston

SEASON	DATE	W/L	SCORE	SITE
2003-04 (1-3)	February 29	L	91-82	Toronto
	February 27	L	88-75	Boston
	December 12	L	114-111	Boston
	December 3	W	105-95	Toronto
2002-03 (2-1)	March 2	W	104-92	Toronto
	February 28	L	90-85	Boston
	November 29	W	98-95	Boston
2001-02 (2-2)	January 31	W	97-92	Toronto
	January 21	L	106-97	Boston
	December 2	L	85-69	Toronto
	November 23	W	91-89	Boston
2000-01 (3-1)	February 5	W	110-98	Toronto
	January 12	W	93-72	Boston
	November 7	W	105-75	Toronto
	November 3	L	93-91	Boston
1999-00 (2-2)	March 3	W	114-104	Toronto
	March 1	W	96-94	Boston
	January 19	L	94-90	Boston
	November 2	L	103-90	Toronto
1998-99 (2-1)	April 8	L	101-89	Toronto
	March 7	W	105-92	Toronto
	February 5	W	103-92	Boston
1997-98 (0-3)	December 17	L	88-83	Toronto
	November 18	L	122-109	Toronto
	November 14	L	103-99	Boston
1996-97 (1-3)	April 20	W	125-94	Toronto
	March 3	L	107-103	Toronto
	February 3	L	114-102	Toronto
	December 11	L	115-113 (3OT)	Boston
	December 12	L	116-96	Toronto
1995-96 (1-3)	April 12	L	136-108	Boston
	January 21	W	97-95	Toronto
	December 15	L	122-103	Boston
	December 12	L	116-96	Toronto

## 2011-12 TORONTO VS. BOSTON

	G-GS	MIN	FG-FGA	PCT	3FG-FGA	PCT	FT-FTA	PCT	OFF	DEF	TOT	AST	PF-DQ	STL	TO	BLK	PTS	AVG
DeRozan	4-4	129	18-55	.327	2-7	.286	24-28	.857	1	3	4	6	7-0	1	12	1	62	15.5
Bayless	1-0	27	5-12	.417	2-5	.400	2-2	1.000	0	1	1	1	3-0	0	1	0	14	14.0
Anderson	1-1	30	3-11	.273	3-7	.429	3-4	.750	0	0	0	4	2-0	1	1	1	12	12.0
Kleiza	3-0	61	8-26	.308	6-13	.462	6-6	1.000	2	13	15	4	11-0	0	4	0	28	9.3
Calderon	3-3	89	10-24	.417	1-8	.125	6-7	.857	4	5	9	25	3-0	1	2	0	27	9.0
Forbes	3-0	39	7-15	.467	2-3	.667	9-12	.750	2	2	4	2	3-0	1	2	1	25	8.3
Uzoh (TOT)	1-1	33	4-9	.444	0-0	---	0-0	---	2	6	8	5	3-0	2	1	0	8	8.0
Uzoh (TOR)	1-1	33	4-9	.444	0-0	---	0-0	---	2	6	8	5	3-0	2	1	0	8	8.0
Davis	4-2	121	11-23	.478	0-0	---	5-8	.625	7	32	39	1	9-0	2	8	2	27	6.8
J. Johnson	4-3	83	11-39	.282	1-7	.143	4-7	.571	3	11	14	3	10-1	4	5	3	27	6.8
A. Johnson	4-3	116	10-17	.588	0-0	---	6-8	.750	10	20	30	5	13-0	3	3	4	26	6.5
Barbosa	3-0	69	7-22	.318	1-6	.167	2-3	.667	0	4	4	7	5-0	4	4	1	17	5.7
Butler	3-0	35	5-9	.556	4-7	.571	0-0	---	0	5	5	1	3-0	1	1	0	14	4.7
Dentmon (TOT)	1-0	15	2-5	.400	0-2	.000	0-0	---	0	0	0	3	2-0	0	0	0	4	4.0
Dentmon (TOR)	1-0	15	2-5	.400	0-2	.000	0-0	---	0	0	0	3	2-0	0	0	0	4	4.0
Gray	4-3	82	7-15	.467	0-0	---	0-4	.000	9	25	34	0	7-0	1	4	1	14	3.5
Carter	3-0	20	1-6	.167	0-1	.000	0-0	---	1	1	2	2	0-0	0	4	0	2	0.7
Alabi	1-0	5	0-0	---	0-0	---	0-0	---	0	0	0	0	0-0	0	1	0	0	0.0
Magloire	1-0	5	0-1	.000	0-0	---	0-0	---	0	0	0	0	1-0	0	1	0	0	0.0
<b>RAPTORS</b>	<b>4</b>	<b>960</b>	<b>109-289</b>	<b>.377</b>	<b>22-66</b>	<b>.333</b>	<b>67-89</b>	<b>.753</b>	<b>41</b>	<b>128</b>	<b>169</b>	<b>69</b>	<b>82-1</b>	<b>21</b>	<b>59</b>	<b>14</b>	<b>307</b>	<b>76.8</b>
<b>CELTICS</b>	<b>4</b>	<b>960</b>	<b>132-291</b>	<b>.454</b>	<b>25-69</b>	<b>.362</b>	<b>60-81</b>	<b>.741</b>	<b>32</b>	<b>130</b>	<b>162</b>	<b>93</b>	<b>78-0</b>	<b>24</b>	<b>50</b>	<b>19</b>	<b>349</b>	<b>87.3</b>

## 2011-12 BOSTON VS. TORONTO

	G-GS	MIN	FG-FGA	PCT	3FG-FGA	PCT	FT-FTA	PCT	OFF	DEF	TOT	AST	PF-DQ	STL	TO	BLK	PTS	AVG
Pierce	4-4	118	18-47	.383	7-18	.389	12-14	.857	3	16	19	24	8-0	2	7	3	55	13.8
Garnett	4-4	102	19-37	.514	1-2	.500	13-15	.867	3	27	30	11	4-0	1	1	3	52	13.0
Rondo	3-3	106	12-25	.480	0-0	.000	10-14	.714	2	6	8	21	6-0	4	6	0	34	11.3
Bass	4-2	124	17-38	.447	0-0	---	11-12	.917	5	23	28	2	7-0	1	8	5	45	11.3
Bradley	4-2	83	16-26	.615	0-1	.000	5-8	.625	6	3	9	5	7-0	3	5	1	37	9.3
Allen	3-3	83	10-24	.417	4-9	.444	0-0	---	1	5	6	9	7-0	2	3	0	24	8.0
Pietrus	4-0	94	11-27	.407	10-24	.417	0-0	---	3	15	18	1	7-0	3	4	0	32	8.0
O'Neal	2-2	34	7-9	.778	0-0	---	0-2	.000	2	8	10	2	6-0	0	0	1	14	7.0
Johnson	3-0	23	7-11	.636	0-0	---	2-4	.500	3	2	5	0	2-0	0	0	1	16	5.3
Dooling	1-0	8	1-3	.333	0-2	.000	2-2	1.000	0	0	0	2	2-0	1	0	0	4	4.0
Moore	2-0	39	3-11	.273	1-4	.250	1-1	1.000	2	1	3	6	5-0	1	1	0	8	4.0
Pavlovic	2-0	32	2-10	.200	2-6	.333	0-0	---	0	5	5	1	4-0	1	3	2	6	3.0
Stiemsma	3-0	37	3-6	.500	0-0	---	3-5	.600	1	6	7	1	4-0	3	3	2	9	3.0
Hollins (TOT)	4-1	59	3-11	.273	0-0	---	5-8	.625	4	4	8	2	7-0	1	3	5	11	2.8
Hollins (BOS)	1-0	5	1-1	1.000	0-0	---	1-2	.500	0	0	0	1	2-0	0	1	0	3	3.0
Wilcox	2-0	40	2-6	.333	0-0	---	0-2	.000	1	9	10	1	4-0	1	1	0	4	2.0
Daniels	4-0	32	3-10	.300	0-1	.000	0-0	---	0	4	4	6	3-0	1	2	1	6	1.5
<b>CELTICS</b>	<b>4</b>	<b>960</b>	<b>132-291</b>	<b>.454</b>	<b>25-69</b>	<b>.362</b>	<b>60-81</b>	<b>.741</b>	<b>32</b>	<b>130</b>	<b>162</b>	<b>93</b>	<b>78-0</b>	<b>24</b>	<b>50</b>	<b>19</b>	<b>349</b>	<b>87.3</b>
<b>RAPTORS</b>	<b>4</b>	<b>960</b>	<b>109-289</b>	<b>.377</b>	<b>22-66</b>	<b>.333</b>	<b>67-89</b>	<b>.753</b>	<b>41</b>	<b>128</b>	<b>169</b>	<b>69</b>	<b>82-1</b>	<b>21</b>	<b>59</b>	<b>14</b>	<b>307</b>	<b>76.8</b>

## CAREER STATISTICS VS. BOSTON

	G-GS	MIN	FG-FGA	PCT	3FG-FGA	PCT	FT-FTA	PCT	OFF	DEF	TOT	AST	PF-DQ	STL	TO	BLK	PTS	AVG	HI
Anderson	2-1	51	8-18	.444	4-9	.444	6-7	.857	0	2	2	4	4-0	1	4	1	26	13.0	14
Bargnani	17-12	527	85-220	.386	25-72	.347	43-55	.782	14	71	85	31	55-0	7	31	20	238	14.0	29
Calderon	23-15	625	70-164	.427	15-47	.319	42-50	.840	15	35	50	144	36-0	18	37	1	197	8.6	24
Davis	6-2	166	18-34	.529	0-0	---	5-11	.455	12	38	50	2	14-0	3	9	4	41	6.8	10
DeRozan	12-11	340	56-131	.427	3-9	.333	41-51	.804	9	14	23	17	29-0	9	23	3	156	13.0	27
Fields	8-8	243	23-56	.411	8-20	.400	6-7	.857	8	31	39	17	14-0	8	8	1	60	7.5	16
Gray	12-4	185	21-48	.438	0-0	---	6-12	.500	23	45	68	8	28-1	5	16	7	48	4.0	14
Johnson	17-7	364	48-88	.545	0-2	.000	25-30	.833	40	57	97	13	55-0	12	14	20	121	7.1	20
Kleiza	14-3	297	41-96	.427	17-42	.405	15-27	.556	13	42	55	15	33-0	2	14	2	114	8.1	18
Lowry	7-3	219	22-64	.344	9-27	.333	33-38	.868	7	15	22	39	27-0	5	16	2	86	12.3	20
Lucas	6-0	42	6-19	.316	4-9	.444	0-0	---	1	1	2	4	3-0	4	3	0	16	2.7	8

## 2012-13 GAMES VS. BOSTON

**GAME 1**  
Saturday, November 17  
TD Garden  
12:30 p.m.  
Sportsnet ONE

**GAME 2**  
Wednesday, February 6  
Air Canada Centre  
7:00 p.m.  
Sportsnet

**GAME 3**  
Wednesday, March 13  
TD Garden  
7:30 p.m.  
Sportsnet

**GAME 4**  
Wednesday, April 17  
Air Canada Centre  
8:00 p.m.  
Sportsnet ONE



# BROOKLYN NETS

General Manager..... Billy King  
 Head Coach..... Avery Johnson  
 Assistant Coaches..... P.J. Carlesimo, Mario Elie, Popeye Jones, Doug Overton  
 Head Athletic Trainer..... Tim Walsh  
 PR Staff..... Gary Sussman, Aaron Harris, Patrick Rees  
 Television..... Ian Eagle, Mike Fratello, Ryan Ruocco, Jim Spanarkel  
 Radio..... Chris Carrino, Tim Capstraw  
 Arena..... Barclays Center (18,200); opened 2012

## FRANCHISE BACKGROUND

Address..... 15 MetroTech Center, 11th Floor  
 Brooklyn, NY 11201  
 Telephone..... (718) 933-3000  
 Website..... BrooklynNets.com  
 History..... New York Nets (ABA), 1967-76;  
 Joined NBA in 1976;  
 New Jersey Nets, 1977-2012  
 Brooklyn Nets, 2012-Present  
 Colours..... Black and White  
 NBA Titles..... 0  
 Conference Titles..... 2  
 Division Titles..... 4  
 2011-12 Record..... 22-44 (.333), 5th in Atlantic  
 2012 NBA Playoffs..... Did Not Qualify

## SERIES RECAP

Current Streak..... Won 1  
 Current Home Streak..... Won 1  
 Current Road Streak..... Lost 1  
 Last Home Win..... April 26, 2012 (98-67)  
 Last Home Loss..... January 6, 2012 (97-85)  
 Last Road Win..... January 29, 2012 (94-73)  
 Last Road Loss..... March 14, 2012 (98-84)  
 Largest Margin of Victory..... +37, November 2, 2007  
 Largest Margin of Defeat..... -25, January 15, 1996  
 Overall Record vs. Brooklyn..... 33-32  
 Home Record vs. Brooklyn..... 20-12  
 Road Record vs. Brooklyn..... 13-20

## ALL-TIME RESULTS VS. BROOKLYN

SEASON	DATE	W/L	SCORE	SITE
2011-12 (2-2)	April 26	W	98-67	Toronto
	March 14	L	98-84	New Jersey
	January 29	W	94-73	New Jersey
	January 6	L	97-85	Toronto
2010-11 (2-2)	April 10	W	99-92	Toronto
	March 5	L	137-136 (3OT)	London*
	March 4	L	116-103	London*
	December 17	W	98-92	Toronto
2009-10 (4-0)	March 20	W	100-90	New Jersey
	February 19	W	106-89	New Jersey
	February 3	W	108-99	Toronto
	December 18	W	118-95	Toronto
2008-09 (2-2)	January 28	W	107-106	New Jersey
	December 15	L	94-87	Toronto
	December 12	W	101-79	New Jersey
	November 21	L	129-127 (OT)	Toronto
2007-08 (3-1)	April 11	W	113-85	Toronto
	April 5	L	99-90	New Jersey
	February 13	W	109-91	Toronto
	November 2	W	106-69	New Jersey
2006-07 (2-2)	February 14	W	120-109	Toronto
	January 9	L	101-86	New Jersey
	December 15	W	90-78	Toronto
	November 1	L	102-92	New Jersey
2005-06 (1-3)	March 4	L	105-100 (OT)	New Jersey
	January 8	L	105-104	Toronto
	December 3	W	95-82	New Jersey
	November 4	L	102-92	Toronto
2004-05 (2-2)	April 15	L	101-90	Toronto
	February 22	W	100-82	New Jersey
	December 19	W	110-99	Toronto
	December 6	L	88-86	New Jersey

SEASON	DATE	W/L	SCORE	SITE
2003-04 (2-2)	February 24	L	86-74	New Jersey
	February 20	L	91-72	Toronto
	November 22	W	81-80	New Jersey
	October 29	W	90-87	Toronto
2002-03 (0-4)	April 12	L	94-86	New Jersey
	April 6	L	96-87	Toronto
	January 17	L	88-77	New Jersey
	January 10	L	94-79	Toronto
2001-02 (2-2)	April 14	W	101-82	Toronto
	March 12	L	86-84	New Jersey
	February 2	L	98-91	New Jersey
	January 18	W	89-77	Toronto
2000-01 (2-1)	March 30	W	110-99	Toronto
	March 2	W	107-90	Toronto
	February 21	L	113-111	New Jersey
	February 30	L	107-103	New Jersey
1999-00 (2-2)	March 21	L	100-93	Toronto
	December 21	W	116-87	Toronto
	November 5	W	112-92	New Jersey
	November 5	W	112-92	New Jersey
1998-99 (1-2)	April 9	L	106-99	New Jersey
	March 22	L	106-87	New Jersey
	March 16	W	100-85	Toronto
	March 16	W	100-85	Toronto
1997-98 (1-3)	April 14	W	96-92	New Jersey
	April 12	L	116-109	Toronto
	February 13	L	130-115	New Jersey
	January 12	L	108-100	Toronto
1996-97 (3-0)	January 11	W	123-106	New Jersey
	December 26	W	98-96	Toronto
	December 17	W	97-88	New Jersey
	December 17	W	97-88	New Jersey
1995-96 (2-2)	April 17	L	107-95	New Jersey
	January 23	W	86-79	Toronto
	January 15	L	108-83	New Jersey
	November 3	W	94-79	Toronto

\* - Denotes games played at the O2 Arena in London, England.

## 2011-12 TORONTO VS. NEW JERSEY

PLAYER	G-GS	MIN	FG-FGA	PCT	3FG-FGA	PCT	FT-FTA	PCT	OFF	DEF	TOT	AST	PF-DQ	STL	TO	BLK	PTS	AVG
Anderson	1-1	45	6-16	.375	5-9	.556	3-3	1.000	1	3	4	4	2-0	0	3	0	20	20.0
Bayless	2-2	73	13-26	.500	0-5	.000	7-8	.875	0	10	10	13	5-0	2	3	0	33	16.5
Calderon	2-2	71	11-19	.579	3-8	.375	4-4	1.000	0	7	7	17	4-0	1	1	0	29	14.5
DeRozan	3-3	103	14-33	.424	0-4	.000	14-22	.636	1	9	10	5	6-0	5	4	2	42	14.0
Bargnani	2-2	69	10-25	.400	1-3	.333	6-7	.857	2	4	6	6	3-0	1	3	3	27	13.5
Davis	4-1	117	18-30	.600	0-0	---	13-16	.813	11	21	32	5	11-1	3	5	2	49	12.3
Uzoh (TOT)	1-1	46	6-19	.316	0-0	---	0-0	---	4	7	11	12	3-0	4	2	1	12	12.0
Uzoh (TOR)	1-1	46	6-19	.316	0-0	---	0-0	---	4	7	11	12	3-0	4	2	1	12	12.0
J. Johnson	4-3	90	17-29	.586	0-1	.000	4-7	.571	2	8	10	6	9-0	3	7	7	38	9.5
Kleiza	2-0	39	6-17	.353	1-3	.333	4-4	1.000	0	6	6	0	4-0	2	1	0	17	8.5
Forbes	4-0	80	11-34	.324	6-15	.400	5-8	.625	1	11	12	5	7-0	3	5	0	33	8.3
A. Johnson	3-3	70	9-18	.500	0-0	---	2-3	.667	10	13	23	2	3-0	1	7	2	20	6.7
Barbosa	2-0	42	6-16	.375	1-4	.250	0-1	.000	2	2	4	2	5-0	2	3	0	13	6.5
Butler	2-1	35	4-11	.364	3-7	.429	2-2	1.000	0	5	5	1	3-0	1	2	2	13	6.5
Alabi	2-0	42	3-11	.273	0-0	---	5-6	.833	5	14	19	0	1-0	0	0	4	11	5.5
Carter	1-0	12	2-4	.500	0-1	.000	0-0	---	1	3	4	3	2-0	0	1	1	4	4.0
Gray	1-0	9	0-2	.000	0-0	---	0-0	---	2	1	3	1	0-0	0	0	0	0	0.0
Magloire	2-1	14	0-0	---	0-0	---	0-0	---	1	5	6	0	3-0	0	1	0	0	0.0
<b>RAPTORS</b>	<b>4</b>	<b>960</b>	<b>136-310</b>	<b>.439</b>	<b>20-60</b>	<b>.333</b>	<b>69-91</b>	<b>.758</b>	<b>43</b>	<b>129</b>	<b>172</b>	<b>82</b>	<b>71-1</b>	<b>28</b>	<b>50</b>	<b>24</b>	<b>361</b>	<b>90.3</b>
<b>NETS</b>	<b>4</b>	<b>960</b>	<b>121-316</b>	<b>.383</b>	<b>35-88</b>	<b>.398</b>	<b>58-78</b>	<b>.744</b>	<b>47</b>	<b>123</b>	<b>170</b>	<b>72</b>	<b>75-0</b>	<b>26</b>	<b>58</b>	<b>11</b>	<b>335</b>	<b>83.8</b>

## 2011-12 NEW JERSEY VS. TORONTO

PLAYER	G-GS	MIN	FG-FGA	PCT	3FG-FGA	PCT	FT-FTA	PCT	OFF	DEF	TOT	AST	PF-DQ	STL	TO	BLK	PTS	AVG
D. Williams	2-2	72	14-38	.368	4-14	.286	16-19	.842	1	8	9	15	6-0	2	7	0	48	24.0
Green	2-1	50	13-26	.500	3-5	.600	7-10	.700	0	7	7	4	5-0	3	4	1	36	18.0
Morrow	4-2	118	24-49	.490	14-24	.583	2-2	1.000	0	7	7	5	5-0	2	6	0	64	16.0
Johnson (TOT)	1-0	34	3-10	.300	1-3	.333	4-4	1.000	1	2	3	5	2-0	4	1	0	11	11.0
Johnson (NJ)	1-0	34	3-10	.300	1-3	.333	4-4	1.000	1	2	3	5	2-0	4	1	0	11	11.0
Farmar	3-1	64	9-24	.375	2-6	.333	8-8	1.000	0	5	5	9	3-0	1	6	0	28	9.3
Humphries	3-3	106	10-30	.333	0-0	---	5-10	.500	18	27	45	4	9-0	3	11	4	25	8.3
Brooks	3-2	73	11-38	.289	1-5	.200	1-1	1.000	3	4	7	8	5-0	3	7	1	24	8.0
Wallace (TOT)	1-1	34	3-10	.300	0-1	.000	2-2	1.000	2	8	10	3	2-0	1	1	1	8	8.0
Petro	4-0	107	12-24	.500	0-0	---	3-4	.750	7	21	28	5	14-0	0	5	2	27	6.8
Owens	1-0	20	2-3	.667	1-1	1.000	1-2	.500	1	0	1	0	2-0	0	0	1	6	6.0
Gaines	4-1	58	6-20	.300	3-9	.333	5-8	.625	1	7	8	10	2-0	4	1	0	20	5.0
Stevenson	4-4	89	5-19	.263	5-17	.294	0-0	---	0	8	8	4	7-0	2	1	0	15	3.8
J. Williams	4-1	65	7-18	.389	0-0	---	1-2	.500	8	9	17	1	6-0	0	3	1	15	3.8
She. Williams	3-2	59	3-7	.429	0-0	---	5-8	.625	7	11	18	1	7-0	1	2	1	11	3.7
Sha. Williams	2-0	41	2-9	.222	1-4	.250	0-0	---	0	6	6	1	1-0	1	0	0	5	2.5
Okur	1-1	3	0-1	.000	0-0	---	0-0	---	0	1	1	0	1-0	0	0	0	0	0.0
<b>NETS</b>	<b>4</b>	<b>960</b>	<b>121-316</b>	<b>.383</b>	<b>35-88</b>	<b>.398</b>	<b>58-78</b>	<b>.744</b>	<b>47</b>	<b>123</b>	<b>170</b>	<b>72</b>	<b>75-0</b>	<b>26</b>	<b>58</b>	<b>11</b>	<b>335</b>	<b>83.8</b>
<b>RAPTORS</b>	<b>4</b>	<b>960</b>	<b>136-310</b>	<b>.439</b>	<b>20-60</b>	<b>.333</b>	<b>69-91</b>	<b>.758</b>	<b>43</b>	<b>129</b>	<b>172</b>	<b>82</b>	<b>71-1</b>	<b>28</b>	<b>50</b>	<b>24</b>	<b>361</b>	<b>90.3</b>

## CAREER STATISTICS VS. BROOKLYN

PLAYER	G-GS	MIN	FG-FGA	PCT	3FG-FGA	PCT	FT-FTA	PCT	OFF	DEF	TOT	AST	PF-DQ	STL	TO	BLK	PTS	AVG	HI
Anderson	3-1	79	13-28	.464	6-11	.545	11-13	.846	3	7	10	11	6-0	0	4	0	43	14.3	20
Bargnani	21-13	639	110-249	.442	30-75	.400	73-84	.869	17	73	90	30	56-0	8	23	25	323	15.4	35
Calderon	23-12	663	99-188	.527	28-61	.459	48-53	.906	5	62	67	175	37-0	25	34	0	274	11.9	26
Davis	8-2	220	37-59	.627	0-0	---	17-25	.680	25	44	69	8	23-1	8	10	5	91	11.4	24
DeRozan	10-10	328	63-130	.485	1-9	.111	41-57	.719	12	30	42	17	22-0	12	13	3	168	16.8	30
Fields	7-7	188	19-42	.452	3-11	.273	5-8	.625	8	31	39	14	5-0	6	7	2	46	6.6	14
Gray	6-3	93	8-19	.421	0-0	---	2-5	.400	8	22	30	2	15-0	1	2	3	18	3.0	10
Johnson	16-8	338	43-75	.573	0-0	---	17-23	.739	30	46	76	5	51-2	11	16	12	103	6.4	18
Kleiza	11-2	220	38-82	.463	13-30	.433	16-24	.667	8	36	44	6	19-0	6	7	3	105	9.5	23
Lowry	8-3	198	25-65	.385	6-19	.316	24-33	.727	3	24	27	4	15-0	6	11	0	80	10.0	16
Lucas	4-0	24	4-8	.500	0-2	.000	0-0	---	0	0	0	2	3-0	1	1	0	8	2.0	4

## 2012-13 GAMES VS. BROOKLYN

<b>GAME 1</b> <b>Saturday, November 3</b> Barclays Center 7:30 p.m. Sportsnet	<b>GAME 2</b> <b>Wednesday, December 12</b> Air Canada Centre 7:00 p.m. Sportsnet	<b>GAME 3</b> <b>Tuesday, January 15</b> Barclays Center 7:30 p.m. Sportsnet ONE	<b>GAME 4</b> <b>Sunday, April 14</b> Air Canada Centre 3:30 p.m. TSN
---	---	--	---



## CHARLOTTE BOBCATS

President of Basketball Operations .....	Rod Higgins
General Manager .....	Rich Cho
Head Coach .....	Mike Dunlap
Assistant Coaches .....	Rick Brunson, Dan Leibovitz, Stephen Silas, Brian Winters
Athletic Trainer .....	Steve Stricker
PR Staff .....	B.J. Evans, Josh Rosen
Television .....	Steve Martin, Dell Curry, Stephanie Ready
Radio .....	Scott Lauer
Arena .....	Time Warner Cable Arena (19,077); opened 2005

### FRANCHISE BACKGROUND

Address .....	333 E. Trade Street Charlotte, NC 28202
Telephone .....	(704) 688-8600
Website .....	BobcatsBasketball.com
History .....	Founded in 2004
Colours .....	Orange, Blue, Black and Silver
NBA Titles .....	0
Conference Titles .....	0
Division Titles .....	0
2011-12 Record .....	7-59 (.106), 5th in Southeast
2012 NBA Playoffs .....	Did not qualify

### SERIES RECAP

Current Streak .....	Won 1
Current Home Streak .....	Won 1
Current Road Streak .....	Lost 3
Last Home Win .....	April 3, 2012 (92-87)
Last Home Loss .....	February 17, 2012 (98-91)
Last Road Win .....	March 29, 2010 (103-101)
Last Road Loss .....	March 17, 2012 (107-103)
Largest Margin of Victory .....	+21, January 22, 2007
Largest Margin of Defeat .....	-35, November 25, 2009
All-Time Record vs. Charlotte .....	15-13
Home Record vs. Charlotte .....	8-6
Road Record vs. Charlotte .....	7-7

### ALL-TIME RESULTS VS. CHARLOTTE

SEASON	DATE	W/L	SCORE	SITE
2011-12 (1-2)	April 3	W	92-87	Toronto
	March 17	L	107-103	Charlotte
	February 17	L	98-91	Toronto
2010-11 (0-4)	March 13	L	95-90	Toronto
	February 22	L	114-101	Charlotte
	December 14	L	97-91	Charlotte
2009-10 (2-1)	November 10	L	101-96	Toronto
	March 29	W	103-101	Charlotte
	December 30	W	107-103	Toronto
2008-09 (2-2)	November 25	L	116-81	Charlotte
	March 20	L	102-89	Toronto
	March 16	L	112-86	Charlotte
	November 26	W	93-86	Toronto
	November 9	W	89-79	Charlotte

SEASON	DATE	W/L	SCORE	SITE
2007-08 (2-2)	April 4	L	105-100	Toronto
	March 31	W	104-100	Charlotte
	March 2	L	110-98	Charlotte
	December 3	W	98-79	Toronto
2006-07 (3-0)	April 1	W	107-94	Toronto
	February 24	W	93-76	Charlotte
	January 22	W	105-84	Toronto
2005-06 (3-1)	April 9	L	94-88	Toronto
	February 10	W	88-73	Charlotte
	January 11	W	95-86	Toronto
	December 10	W	111-103	Charlotte
2004-05 (2-1)	April 1	W	119-107	Charlotte
	January 28	L	101-94	Charlotte
	January 23	W	103-92	Toronto

## 2011-12 TORONTO VS. CHARLOTTE

PLAYER	G-GS	MIN	FG-FGA	PCT	3FG-FGA	PCT	FT-FTA	PCT	OFF	DEF	TOT	AST	PF-DQ	STL	TO	BLK	PTS	AVG
DeRozan	3-3	107	22-43	.512	0-3	.000	20-28	.714	0	6	6	4	13-0	3	10	0	64	21.3
Bargnani	2-2	62	15-32	.469	3-8	.375	8-8	1.000	0	6	6	2	7-0	3	9	0	41	20.5
Barbosa	1-0	24	6-14	.429	0-4	.000	4-5	.800	0	1	1	1	3-0	1	3	1	16	16.0
Bayless	2-1	44	10-18	.556	5-7	.714	6-7	.857	0	2	2	6	7-1	4	4	0	31	15.5
Kleiza	2-0	56	13-23	.565	5-11	.455	0-0	---	3	3	6	1	6-0	1	2	0	31	15.5
J. Johnson	3-3	69	11-26	.423	1-2	.500	0-1	.000	2	9	11	5	6-0	3	3	4	23	7.7
Calderon	2-2	75	5-14	.357	2-7	.286	3-3	1.000	0	5	5	19	6-0	5	1	0	15	7.5
Davis	3-0	85	9-19	.474	0-0	---	4-10	.400	11	18	29	7	7-0	2	2	2	22	7.3
Gray	3-3	48	6-11	.545	0-0	---	3-4	.750	7	15	22	1	8-0	3	4	1	15	5.0
Forbes	2-0	30	4-12	.333	1-7	.143	0-0	---	1	2	3	1	4-0	1	2	0	9	4.5
A. Johnson	3-1	68	4-10	.400	0-0	---	4-4	1.000	9	12	21	8	10-0	1	3	5	12	4.0
Uzoh (TOT)	1-0	15	1-1	1.000	0-0	---	1-4	.250	0	3	3	4	0-0	1	1	0	3	3.0
Uzoh (TOR)	1-0	15	1-1	1.000	0-0	---	1-4	.250	0	3	3	4	0-0	1	1	0	3	3.0
Anderson	1-0	18	1-3	.333	0-1	.000	0-0	---	1	0	1	0	0-0	0	1	0	2	2.0
Magloire	2-0	6	1-2	.500	0-0	---	0-0	---	1	0	1	0	1-0	0	0	0	2	1.0
Butler	1-0	7	0-3	.000	0-1	.000	0-0	---	0	0	0	0	0-0	0	0	0	0	0.0
Carter	1-0	7	0-2	.000	0-1	.000	0-0	---	0	0	0	1	0-0	1	0	0	0	0.0
<b>RAPTORS</b>	<b>3</b>	<b>720</b>	<b>108-233</b>	<b>.464</b>	<b>17-52</b>	<b>.327</b>	<b>53-74</b>	<b>.716</b>	<b>35</b>	<b>82</b>	<b>117</b>	<b>60</b>	<b>78-1</b>	<b>29</b>	<b>46</b>	<b>13</b>	<b>286</b>	<b>95.3</b>
<b>BOBCATS</b>	<b>3</b>	<b>720</b>	<b>104-222</b>	<b>.468</b>	<b>14-36</b>	<b>.389</b>	<b>70-87</b>	<b>.805</b>	<b>31</b>	<b>87</b>	<b>118</b>	<b>71</b>	<b>58-1</b>	<b>16</b>	<b>47</b>	<b>12</b>	<b>292</b>	<b>97.3</b>

## 2011-12 CHARLOTTE VS. TORONTO

PLAYER	G-GS	MIN	FG-FGA	PCT	3FG-FGA	PCT	FT-FTA	PCT	OFF	DEF	TOT	AST	PF-DQ	STL	TO	BLK	PTS	AVG
Maggette	2-2	61	8-23	.348	1-2	.500	20-22	.909	1	7	8	5	4-0	0	4	0	37	18.5
Augustin	3-2	93	15-29	.517	5-11	.455	17-18	.944	1	5	6	28	4-0	4	9	0	52	17.3
Henderson	2-2	75	13-21	.619	0-1	.000	6-6	1.000	2	4	6	4	4-0	1	3	0	32	16.0
Mullens	3-1	53	11-27	.407	1-2	.500	3-5	.600	7	14	21	1	5-0	0	2	3	26	8.7
Walker	3-1	66	8-28	.286	2-7	.286	8-9	.889	1	6	7	17	4-0	3	4	0	26	8.7
Williams	3-2	69	11-23	.478	4-9	.444	0-0	---	1	6	7	2	6-0	1	5	0	26	8.7
Byombo	3-3	89	9-16	.563	0-0	---	4-8	.500	9	18	27	1	8-0	0	7	8	22	7.3
White	3-0	52	10-18	.556	0-0	---	2-4	.500	1	8	9	2	3-0	0	1	0	22	7.3
Brown	3-0	66	9-12	.750	0-0	---	3-4	.750	3	7	10	4	4-0	1	1	0	21	7.0
Diaw	1-1	29	3-8	.375	0-1	.000	0-0	---	0	6	6	3	3-0	0	4	1	6	6.0
Thomas	3-1	39	5-9	.556	0-0	---	7-11	.636	2	4	6	1	10-1	2	3	0	17	5.7
Najera	2-0	27	2-8	.250	1-3	.333	0-0	---	3	2	5	3	3-0	4	2	0	5	2.5
Carroll	1-0	2	0-0	---	0-0	---	0-0	---	0	0	0	0	0-0	0	0	0	0	0.0
<b>BOBCATS</b>	<b>3</b>	<b>720</b>	<b>104-222</b>	<b>.468</b>	<b>14-36</b>	<b>.389</b>	<b>70-87</b>	<b>.805</b>	<b>31</b>	<b>87</b>	<b>118</b>	<b>71</b>	<b>58-1</b>	<b>16</b>	<b>47</b>	<b>12</b>	<b>292</b>	<b>97.3</b>
<b>RAPTORS</b>	<b>3</b>	<b>720</b>	<b>108-233</b>	<b>.464</b>	<b>17-52</b>	<b>.327</b>	<b>53-74</b>	<b>.716</b>	<b>35</b>	<b>82</b>	<b>117</b>	<b>60</b>	<b>78-1</b>	<b>29</b>	<b>46</b>	<b>13</b>	<b>286</b>	<b>95.3</b>

## CAREER STATISTICS VS. CHARLOTTE

	G-GS	MIN	FG-FGA	PCT	3FG-FGA	PCT	FT-FTA	PCT	OFF	DEF	TOT	AST	PF-DQ	STL	TO	BLK	PTS	AVG	HI
Anderson	1-0	18	1-3	.333	0-1	.000	0-0	---	1	0	1	0	0-0	0	1	0	2	2.0	2
Bargnani	18-13	551	101-226	.447	25-69	.362	52-64	.813	19	84	103	18	49-0	12	41	16	279	15.5	30
Calderon	22-14	632	72-157	.459	9-35	.257	28-30	.933	7	37	44	147	45-0	16	45	5	181	8.2	19
Davis	6-1	161	19-39	.487	0-0	---	6-16	.375	18	30	48	9	20-0	5	5	5	44	7.3	9
DeRozan	10-9	291	53-112	.473	0-8	.000	31-47	.660	6	21	27	12	39-0	7	18	1	137	13.7	24
Fields	7-6	214	25-56	.446	5-17	.294	17-26	.654	7	36	43	22	16-0	7	8	3	72	10.3	18
Gray	11-4	100	12-23	.522	0-0	---	5-8	.625	15	28	43	5	18-0	4	5	5	29	2.6	6
Johnson	13-4	264	33-57	.579	0-0	---	17-25	.680	42	32	74	15	48-0	9	13	17	83	6.4	16
Kleiza	11-2	236	40-83	.482	13-36	.361	18-26	.692	12	27	39	7	26-0	5	7	5	111	10.1	23
Lowry	12-4	304	25-68	.368	4-22	.182	24-29	.828	15	37	52	43	28-0	8	27	5	78	6.5	11
Lucas	6-0	81	12-32	.375	4-10	.400	2-2	1.000	0	4	4	7	7-0	2	7	0	30	5.0	12

## 2012-13 GAMES VS. CHARLOTTE

GAME 1	GAME 2	GAME 3	GAME 4
Wednesday, November 21	Friday, January 11	Friday, March 15	Wednesday, March 20
Time Warner Cable Arena	Air Canada Centre	Air Canada Centre	Time Warner Cable Arena
7:00 p.m.	7:00 p.m.	7:00 p.m.	7:00 p.m.
Sportsnet ONE	TSN	TSN2	Sportsnet

# CHICAGO BULLS

Executive Vice-President, Basketball Operations ..... John Paxson  
 General Manager ..... Gar Forman  
 Head Coach ..... Tom Thibodeau  
 Assistant Coaches ..... Ron Adams, Andy Greer, Adrian Griffin, Ed Pinckney, Mike Wilhelm  
 Athletic Trainer ..... Fred Tedeschi  
 PR Staff ..... Tim Hallam, Sebrina Brewster, Matt Yob, Shaun Hickombottom  
 Television ..... Neil Funk, Stacey King  
 Radio ..... Chuck Swirsky, Bill Wennington, Steve Kashul  
 Arena ..... United Center (20,917); opened 1994

## FRANCHISE BACKGROUND

Address ..... United Center, 1901 West Madison St.  
 Chicago, IL 60612  
 Telephone ..... (312) 455-4000  
 Website ..... www.bulls.com  
 History ..... Founded in 1966  
 Colours ..... Red and Black  
 NBA Titles ..... 6 (1991, '92, '93, '96, '97, '98)  
 Conference Titles ..... 6  
 Division Titles ..... 9  
 2011-12 Record ..... 50-16 (.758), 1st in Central  
 2012 NBA Playoffs ..... Lost to Philadelphia 4-2

## SERIES RECAP

Current Streak ..... Lost 4  
 Current Home Streak ..... Lost 1  
 Current Road Streak ..... Lost 4  
 Last Home Win ..... February 23, 2011 (118-113)  
 Last Home Loss ..... March 21, 2012 (94-82)  
 Last Road Win ..... December 5, 2009 (110-78)  
 Last Road Loss ..... March 24, 2012 (102-101 OT)  
 Largest Margin of Victory ..... +32, December 5, 2009  
 Largest Margin of Defeat ..... -37, February 19, 1998  
 Overall Record vs. Chicago ..... 28-35  
 Home Record vs. Chicago ..... 16-16  
 Road Record vs. Chicago ..... 12-19

## ALL-TIME RESULTS VS. CHICAGO

SEASON	DATE	W/L	SCORE	SITE
2011-12 (0-3)	March 24	L	102-101 (OT)	Chicago
	March 21	L	94-82	Toronto
	January 14	L	77-64	Chicago
2010-11 (1-3)	April 2	L	113-106	Chicago
	February 23	W	118-113	Toronto
	January 4	L	111-91	Chicago
2009-10 (2-1)	December 15	L	110-93	Toronto
	April 11	L	104-88	Toronto
	December 5	W	110-78	Chicago
2008-09 (3-1)	November 11	W	99-89	Toronto
	April 15	W	109-98	Chicago
	March 29	W	134-129 OT	Toronto
2007-08 (2-1)	January 23	W	114-94	Chicago
	January 14	L	102-98	Toronto
	April 16	L	107-97	Chicago
2006-07 (2-2)	November 25	W	93-78	Toronto
	November 10	W	101-71	Chicago
	December 29	L	107-97	Toronto
2005-06 (0-4)	December 8	L	93-90	Chicago
	April 19	L	127-106	Chicago
	January 25	L	104-88	Toronto
2004-05 (0-4)	January 9	L	113-104	Chicago
	December 14	L	105-94	Toronto
	April 9	L	110-97	Toronto
2003-04 (0-4)	March 23	L	94-85	Toronto
	February 16	L	121-115	Toronto
	April 11	L	114-108 (OT)	Toronto
	March 19	L	96-91	Toronto
	February 17	L	75-73	Chicago
	January 25	L	96-89	Chicago

SEASON	DATE	W/L	SCORE	SITE
2002-03 (2-2)	February 26	L	103-95	Chicago
	December 18	L	96-83	Chicago
	December 6	W	103-89	Toronto
2001-02 (4-0)	November 4	W	109-105 (OT)	Toronto
	April 5	W	98-96	Chicago
	April 3	W	117-104	Toronto
2000-01 (4-0)	January 9	W	85-73	Chicago
	December 20	W	96-91	Toronto
	April 8	W	100-88	Toronto
1999-00 (4-0)	January 27	W	90-80	Chicago
	November 26	W	101-89	Toronto
	November 11	W	98-75	Chicago
1998-99 (2-1)	April 16	W	85-84	Toronto
	April 8	W	98-79	Chicago
	February 29	W	87-80	Toronto
1997-98 (0-4)	January 29	W	106-89	Chicago
	March 28	W	91-78	Toronto
	March 23	W	113-90	Chicago
1996-97 (1-3)	February 28	L	90-88 (OT)	Toronto
	March 22	L	102-100	Toronto
	February 19	L	123-86	Toronto
1995-96 (1-3)	February 10	L	93-86	Chicago
	December 13	L	97-70	Chicago
	April 14	L	117-100	Chicago
	March 27	L	96-83	Toronto
	January 25	L	110-98	Chicago
	December 8	W	97-89	Toronto
	March 24	W	109-108	Toronto
	January 18	L	92-89	Toronto
	December 22	L	113-104	Chicago
	November 7	L	117-108	Chicago



## 2011-12 TORONTO VS. CHICAGO

PLAYER	G-GS	MIN	FG-FGA	PCT	3FG-FGA	PCT	FT-FTA	PCT	OFF	DEF	TOT	AST	PF-DQ	STL	TO	BLK	PTS	AVG
DeRozan	2-2	75	18-40	.450	1-3	.333	1-1	1.000	2	8	10	0	4-0	0	4	2	38	19.0
J. Johnson	3-2	97	21-39	.538	1-2	.500	5-6	.833	7	11	18	4	7-0	3	8	5	48	16.0
Barbosa	1-0	34	7-20	.350	1-2	.500	0-1	.000	2	4	6	1	0-0	0	0	0	15	15.0
Bargnani	2-2	70	6-28	.214	1-9	.111	12-14	.857	1	11	12	9	3-0	1	3	1	25	12.5
Calderon	3-3	121	12-29	.414	1-6	.167	6-6	1.000	3	6	9	26	3-0	2	11	0	31	10.3
A. Johnson	3-2	83	10-23	.435	0-0	---	2-4	.500	12	14	26	3	8-0	2	0	3	22	7.3
Forbes	3-1	82	9-26	.346	1-3	.333	2-4	.500	7	15	22	12	5-0	5	2	1	21	7.0
Gray	2-1	41	6-10	.600	0-0	---	0-0	---	4	12	16	1	6-0	1	3	2	12	6.0
Kleiza	3-0	56	7-22	.318	1-6	.167	2-3	.667	4	11	15	2	9-0	1	3	0	17	5.7
Davis	3-1	50	7-13	.538	0-0	---	2-4	.500	2	8	10	0	4-0	1	1	4	16	5.3
Magloire	1-0	20	1-5	.200	0-0	---	0-0	---	1	3	4	0	3-0	0	1	0	2	2.0
Bayless	1-0	1	0-0	---	0-0	---	0-0	---	0	0	0	0	0-0	1	0	0	0	0.0
Butler	1-1	14	0-3	.000	0-1	.000	0-0	---	0	1	1	1	1-0	0	0	0	0	0.0
<b>RAPTORS</b>	<b>3</b>	<b>745</b>	<b>104-258</b>	<b>.403</b>	<b>7-32</b>	<b>.219</b>	<b>32-43</b>	<b>.744</b>	<b>45</b>	<b>104</b>	<b>149</b>	<b>59</b>	<b>53-0</b>	<b>17</b>	<b>39</b>	<b>18</b>	<b>247</b>	<b>82.3</b>
<b>BULLS</b>	<b>3</b>	<b>745</b>	<b>110-267</b>	<b>.412</b>	<b>14-54</b>	<b>.259</b>	<b>39-61</b>	<b>.639</b>	<b>45</b>	<b>100</b>	<b>145</b>	<b>62</b>	<b>37-0</b>	<b>23</b>	<b>28</b>	<b>19</b>	<b>273</b>	<b>91.0</b>

## 2011-12 CHICAGO VS. TORONTO

PLAYER	G-GS	MIN	FG-FGA	PCT	3FG-FGA	PCT	FT-FTA	PCT	OFF	DEF	TOT	AST	PF-DQ	STL	TO	BLK	PTS	AVG
Watson	2-2	71	13-29	.448	5-12	.417	7-8	.875	3	4	7	4	1-0	2	5	1	38	19.0
Deng	3-3	132	22-56	.393	1-11	.091	9-14	.643	7	15	22	9	3-0	4	8	4	54	18.0
Rose	1-1	41	7-20	.350	2-6	.333	2-2	1.000	2	2	4	11	0-0	3	0	0	18	18.0
Boozer	3-3	98	23-43	.535	0-0	---	3-3	1.000	5	21	26	8	9-0	3	4	1	49	16.3
Gibson	3-0	73	10-21	.476	0-0	---	8-11	.727	9	16	25	2	6-0	3	5	4	28	9.3
Lucas	3-0	52	11-29	.379	4-12	.333	1-2	.500	1	4	5	11	2-0	1	0	0	27	9.0
Brewer	3-3	90	9-24	.375	0-2	.000	0-2	.000	2	10	12	7	1-0	2	1	1	18	6.0
Asik	3-0	51	3-8	.375	0-0	---	8-15	.533	9	6	15	0	5-0	1	2	5	14	4.7
Noah	3-3	66	7-16	.438	0-0	---	0-3	.000	5	17	22	8	4-0	1	2	3	14	4.7
Korver	3-0	63	5-18	.278	2-10	.200	1-1	1.000	2	4	6	2	6-0	3	1	0	13	4.3
Butler	1-0	8	0-3	.000	0-1	.000	0-0	---	0	1	1	0	0-0	0	0	0	0	0.0
<b>BULLS</b>	<b>3</b>	<b>745</b>	<b>110-267</b>	<b>.412</b>	<b>14-54</b>	<b>.259</b>	<b>39-61</b>	<b>.639</b>	<b>45</b>	<b>100</b>	<b>145</b>	<b>62</b>	<b>37-0</b>	<b>23</b>	<b>28</b>	<b>19</b>	<b>273</b>	<b>91.0</b>
<b>RAPTORS</b>	<b>3</b>	<b>745</b>	<b>104-258</b>	<b>.403</b>	<b>7-32</b>	<b>.219</b>	<b>32-43</b>	<b>.744</b>	<b>45</b>	<b>104</b>	<b>149</b>	<b>59</b>	<b>53-0</b>	<b>17</b>	<b>39</b>	<b>18</b>	<b>247</b>	<b>82.3</b>

## CAREER STATISTICS VS. CHICAGO

PLAYER	G-GS	MIN	FG-FGA	PCT	3FG-FGA	PCT	FT-FTA	PCT	OFF	DEF	TOT	AST	PF-DQ	STL	TO	BLK	PTS	AVG	HI
Anderson	1-0	24	4-8	.500	0-1	.000	5-6	.833	1	0	1	2	1-0	0	2	0	13	13.0	13
Bargnani	15-11	496	87-201	.433	24-70	.343	70-78	.897	12	66	78	24	36-0	8	27	14	268	17.9	31
Calderon	21-13	611	77-156	.494	10-29	.345	35-36	.972	8	39	47	174	30-0	18	41	2	199	9.5	23
Davis	7-3	153	24-37	.649	0-0	---	8-12	.667	12	26	38	3	21-0	4	6	11	56	8.0	17
DeRozan	9-8	271	54-124	.435	2-5	.400	28-29	.966	11	23	34	11	14-0	4	14	7	138	15.3	26
Fields	7-7	215	32-63	.508	6-13	.462	6-10	.600	4	26	30	15	6-0	4	8	3	76	10.9	17
Gray	4-2	73	7-12	.583	0-0	---	3-6	.500	5	19	24	1	9-0	2	4	3	17	4.3	6
Johnson	14-8	300	38-72	.528	0-0	---	10-14	.714	29	36	65	9	45-0	6	9	20	86	6.1	17
Kleiza	13-1	256	34-99	.343	9-36	.250	9-13	.692	16	38	54	12	31-0	4	9	2	86	6.6	16
Lowry	9-3	254	28-67	.418	3-12	.250	30-37	.811	5	23	28	36	26-0	11	12	0	89	9.9	24
Lucas	2-0	11	0-1	.000	0-0	---	0-0	---	0	1	1	2	0-0	0	1	0	0	0.0	0

## 2012-13 GAMES VS. CHICAGO

**GAME 1**  
Wednesday, January 16  
Air Canada Centre  
7:00 p.m.  
Sportsnet

**GAME 2**  
Tuesday, April 9  
United Center  
8:00 p.m.  
Sportsnet ONE

**GAME 3**  
Friday, April 12  
Air Canada Centre  
7:00 p.m.  
TSN2

# CLEVELAND CAVALIERS

General Manager..... Chris Grant  
 Heads Coach..... Byron Scott  
 Assistant Coaches..... Paul Pressey, Jamahl Mosley, Joe Prunty, Nate Tibbetts  
 Athletic Trainer..... Max Benton  
 PR Staff..... Tad Carper, Jeff Schaefer  
 Television..... Fred McLeod, Austin Carr  
 Radio..... John Michael, Jim Chones  
 Arena..... Quicken Loans Arena (20,562); opened 1994

## FRANCHISE BACKGROUND

Address..... Quicken Loans Arena, One Center Court  
 Cleveland, OH 44115-4001  
 Telephone..... (216) 420-2000  
 Website..... www.clevelandcavaliers.com  
 History..... Founded in 1970  
 Colours..... Wine, Gold and Navy  
 NBA Titles..... 0  
 Conference Titles..... 1  
 Division Titles..... 3  
 2011-12 Record..... 21-45 (.318), 5th in Central  
 2012 NBA Playoffs..... Did not qualify

## SERIES RECAP

Current Streak..... Lost 1  
 Current Home Streak..... Lost 1  
 Current Road Streak..... Won 3  
 Last Home Win..... January 4, 2012 (92-77)  
 Last Home Loss..... April 6, 2012 (84-80)  
 Last Road Win..... March 13, 2012 (96-88)  
 Last Road Loss..... April 6, 2010 (113-101)  
 Largest Margin of Victory..... +27, November 10, 2000  
 Largest Margin of Defeat..... -34, March 4, 1998  
 Overall Record vs. Cleveland..... 29-36  
 Home Record vs. Cleveland..... 16-17  
 Road Record vs. Cleveland..... 13-19

## ALL-TIME RESULTS VS. CLEVELAND

SEASON	DATE	W/L	SCORE	SITE
2011-12 (3-1)	April 6	L	84-80	Toronto
	March 13	W	96-88	Cleveland
	January 4	W	92-77	Toronto
	December 26	W	104-96	Cleveland
2010-11 (2-1)	April 6	L	104-96	Toronto
	January 5	W	120-105	Cleveland
	October 29	W	101-81	Toronto
2009-10 (1-3)	April 6	L	113-101	Cleveland
	February 26	L	126-118 (OT)	Toronto
	January 19	L	108-100	Cleveland
	October 28	W	101-91	Toronto
2008-09 (0-3)	February 18	L	93-76	Toronto
	February 3	L	101-83	Cleveland
	December 9	L	114-94	Cleveland
2007-08 (1-3)	March 21	L	90-83	Cleveland
	January 6	L	93-90	Toronto
	November 30	W	91-82	Toronto
	November 24	L	111-108	Cleveland
2006-07 (1-3)	March 3	L	120-97	Cleveland
	February 21	L	86-85	Toronto
	December 6	L	95-91	Cleveland
	November 22	W	95-87	Toronto
2005-06 (0-3)	March 8	L	98-97	Toronto
	March 7	L	106-99	Cleveland
	November 7	L	105-93	Toronto
	December 4	L	105-97	Cleveland
2004-05 (1-3)	April 20	L	104-95	Toronto
	March 20	W	105-85	Toronto
	February 8	L	104-91	Cleveland
	December 4	L	105-97	Cleveland
2003-04 (3-1)	April 6	W	87-86	Cleveland
	March 10	L	106-92	Toronto
	January 7	W	75-69	Toronto
	December 9	W	100-93	Cleveland

SEASON	DATE	W/L	SCORE	SITE
2002-03 (1-3)	April 16	L	96-86	Cleveland
	March 26	W	89-83	Toronto
	January 3	L	81-80	Toronto
	December 11	L	96-83	Cleveland
2001-02 (3-1)	April 17	W	103-85	Toronto
	March 22	W	94-80	Cleveland
	February 12	L	99-81	Cleveland
2000-01 (4-0)	January 4	W	101-91	Toronto
	April 4	W	97-94	Cleveland
	February 27	W	101-89	Toronto
	February 13	W	120-105	Cleveland
1999-00 (4-0)	November 10	W	115-88	Toronto
	April 10	W	112-103	Toronto
	March 28	W	99-96	Cleveland
	December 26	W	98-95	Cleveland
1998-99 (2-2)	December 7	W	101-98	Toronto
	May 5	W	96-87	Toronto
	April 30	L	91-83	Cleveland
	April 16	L	91-90 (OT)	Toronto
1997-98 (1-3)	March 30	W	101-91	Cleveland
	March 26	L	97-96	Toronto
	March 4	L	122-88	Cleveland
	February 12	L	103-94	Toronto
1996-97 (1-3)	January 10	W	102-93	Cleveland
	February 5	W	89-84	Toronto
	December 20	L	91-82	Cleveland
	December 3	L	93-74	Cleveland
1995-96 (1-3)	November 21	L	89-81	Toronto
	April 4	L	98-77	Toronto
	March 3	W	100-89	Cleveland
	February 15	L	95-76	Toronto
	December 28	L	93-89	Cleveland

## 2011-12 TORONTO VS. CLEVELAND

PLAYER	G-GS	MIN	FG-FGA	PCT	3FG-FGA	3PCT	FT-FTA	PCT	OFF	DEF	TOT	AST	PF-DQ	STL	TO	BLK	PTS	AVG
Bargnani	4-4	129	32-65	.492	5-17	.294	13-16	.813	2	26	28	8	8-0	2	5	2	82	20.5
DeRozan	4-4	134	27-53	.509	6-11	.545	12-14	.857	1	12	13	10	8-0	1	5	2	72	18.0
Bayless	2-1	55	10-21	.476	6-10	.600	4-4	1.000	0	5	5	10	4-0	0	4	0	30	15.0
Calderon	2-2	67	11-17	.647	4-8	.500	2-2	1.000	2	10	12	22	4-0	0	2	0	28	14.0
Barbosa	3-0	62	13-32	.406	5-14	.357	3-3	1.000	1	0	1	6	11-0	1	2	1	34	11.3
Davis	4-0	84	17-26	.654	0-0	---	2-6	.333	10	15	25	4	10-0	0	3	6	36	9.0
Uzoh (TOT)	1-1	34	4-8	.500	0-0	---	1-1	1.000	1	5	6	3	2-0	0	1	0	9	9.0
Uzoh (TOR)	1-1	34	4-8	.500	0-0	---	1-1	1.000	1	5	6	3	2-0	0	1	0	9	9.0
A. Johnson	4-3	103	13-18	.722	0-0	---	6-12	.500	9	22	31	8	15-0	5	9	5	32	8.0
Kleiza	2-0	48	5-17	.294	2-9	.222	3-3	1.000	3	8	11	3	5-0	0	6	1	15	7.5
J. Johnson	3-1	81	6-17	.353	1-1	1.000	2-4	.500	5	13	18	9	6-0	4	7	7	15	5.0
Dentmon (TOT)	1-0	14	1-4	.250	0-1	.000	1-2	.500	0	1	1	0	3-0	0	2	0	3	3.0
Dentmon (TOR)	1-0	14	1-4	.250	0-1	.000	1-2	.500	0	1	1	0	3-0	0	2	0	3	3.0
Forbes	2-0	13	3-5	.600	0-0	---	0-0	---	0	3	3	2	1-0	2	0	0	6	3.0
Gray	2-1	41	2-3	.667	0-0	---	1-4	.250	5	9	14	5	9-1	1	1	1	5	2.5
Butler	2-2	29	1-10	.100	1-10	.100	0-0	---	1	1	2	3	4-0	0	0	0	3	1.5
Magloire	2-0	27	1-2	.500	0-0	---	0-0	---	1	5	6	1	4-0	0	1	1	2	1.0
Anderson	1-1	30	0-4	.000	0-1	.000	0-0	---	1	3	4	0	3-0	0	2	0	0	0.0
Cartier	1-0	11	0-1	.000	0-0	---	0-0	---	0	2	2	2	1-0	0	1	0	0	0.0
<b>RAPTORS</b>	<b>4</b>	<b>960</b>	<b>146-303</b>	<b>.482</b>	<b>30-82</b>	<b>.366</b>	<b>50-71</b>	<b>.704</b>	<b>42</b>	<b>140</b>	<b>182</b>	<b>96</b>	<b>98-1</b>	<b>16</b>	<b>51</b>	<b>26</b>	<b>372</b>	<b>93.0</b>
<b>CAVALIERS</b>	<b>4</b>	<b>960</b>	<b>113-315</b>	<b>.359</b>	<b>21-75</b>	<b>.280</b>	<b>98-127</b>	<b>.772</b>	<b>45</b>	<b>110</b>	<b>155</b>	<b>73</b>	<b>73-0</b>	<b>26</b>	<b>35</b>	<b>13</b>	<b>345</b>	<b>86.3</b>

## 2011-12 CLEVELAND VS. TORONTO

PLAYER	G-GS	MIN	FG-FGA	PCT	3FG-FGA	3PCT	FT-FTA	PCT	OFF	DEF	TOT	AST	PF-DQ	STL	TO	BLK	PTS	AVG
Hudson	1-0	32	6-14	.429	0-4	.000	11-13	.846	0	2	2	7	3-0	3	1	0	23	23.0
Jamison	4-4	138	30-73	.411	4-16	.250	15-22	.682	5	16	21	4	6-0	0	3	3	79	19.8
Sessions	3-0	71	14-28	.500	3-6	.500	10-13	.769	1	11	12	13	1-0	2	4	0	41	13.7
Irving	3-3	82	10-42	.238	2-10	.200	10-11	.909	3	10	13	18	10-0	1	4	0	32	10.7
Gee	4-2	108	12-30	.400	3-11	.273	15-16	.938	5	14	19	7	11-0	8	7	0	42	10.5
Varejao	2-2	63	6-16	.375	0-0	---	5-7	.714	12	11	23	4	5-0	4	3	1	17	8.5
T. Thompson	4-1	81	8-23	.348	0-0	---	12-17	.706	4	11	15	0	8-0	1	0	2	28	7.0
Parker	3-3	70	6-12	.500	4-6	.667	4-4	1.000	0	6	6	3	4-0	1	0	0	20	6.7
Samuels	2-0	35	4-11	.364	0-0	---	4-8	.500	0	5	11	1	6-0	1	3	0	12	6.0
Harangody	1-0	2	2-2	1.000	1-1	1.000	0-0	---	0	0	0	0	0-0	0	0	0	5	5.0
Sloan (TOT)	1-1	34	2-8	.250	0-1	.000	1-2	.500	2	5	7	2	0-0	1	0	0	5	5.0
Sloan (CLE)	1-1	34	2-8	.250	0-1	.000	1-2	.500	2	5	7	2	0-0	1	0	0	5	5.0
Casspi	4-2	80	5-16	.313	3-9	.333	6-6	1.000	3	6	9	4	11-0	1	2	0	19	4.8
Harris	1-1	32	1-8	.125	1-4	.250	1-2	.500	0	4	4	3	1-0	0	2	1	4	4.0
Gibson	3-0	67	5-19	.263	0-6	.000	0-0	---	0	4	4	6	2-0	2	0	1	10	3.3
Hollins	3-1	54	2-10	.200	0-0	---	4-6	.667	4	4	8	1	5-0	1	2	5	8	2.7
Kapono (TOT)	1-0	0	0-0	---	0-0	---	0-0	---	0	0	0	0	0-0	0	0	0	0	0.0
M. Thompson	1-0	2	0-0	---	0-0	---	0-0	---	0	1	1	0	0-0	0	0	0	0	0.0
Walton (TOT)	1-0	9	0-3	.000	0-1	.000	0-0	---	0	0	0	0	0-0	0	0	0	0	0.0
Walton (CLE)	1-0	9	0-3	.000	0-1	.000	0-0	---	0	0	0	0	0-0	0	0	0	0	0.0
<b>CAVALIERS</b>	<b>4</b>	<b>960</b>	<b>113-315</b>	<b>.359</b>	<b>21-75</b>	<b>.280</b>	<b>98-127</b>	<b>.772</b>	<b>45</b>	<b>110</b>	<b>155</b>	<b>73</b>	<b>73-0</b>	<b>26</b>	<b>35</b>	<b>13</b>	<b>345</b>	<b>86.3</b>
<b>RAPTORS</b>	<b>4</b>	<b>960</b>	<b>146-303</b>	<b>.482</b>	<b>30-82</b>	<b>.366</b>	<b>50-71</b>	<b>.704</b>	<b>42</b>	<b>140</b>	<b>182</b>	<b>96</b>	<b>98-1</b>	<b>16</b>	<b>51</b>	<b>26</b>	<b>372</b>	<b>93.0</b>

## CAREER STATISTICS VS. CLEVELAND

PLAYER	G-GS	MIN	FG-FGA	PCT	3FG-FGA	3PCT	FT-FTA	PCT	OFF	DEF	TOT	AST	PF-DQ	STL	TO	BLK	PTS	AVG	HI
Anderson	4-2	92	13-29	.448	1-5	.200	6-8	.750	5	8	13	3	8-0	2	7	1	33	8.3	17
Bargnani	20-17	638	125-266	.470	26-73	.356	46-57	.807	13	91	104	33	54-0	8	29	11	322	16.1	31
Calderon	23-13	607	68-162	.420	12-44	.273	28-31	.903	5	44	49	156	38-0	15	35	2	176	7.7	20
Davis	6-1	139	21-35	.600	0-0	---	4-9	.444	14	23	37	5	18-0	1	6	9	46	7.7	14
DeRozan	11-10	313	60-124	.484	6-15	.400	28-30	.933	9	28	37	18	25-0	5	14	4	154	14.0	28
Fields	8-7	222	28-60	.467	7-17	.412	5-8	.625	8	25	33	12	13-0	12	16	0	68	8.5	17
Gray	11-3	110	10-20	.500	0-0	---	8-14	.571	14	18	32	9	27-1	1	3	2	28	2.5	7
Johnson	17-5	285	41-59	.695	0-0	---	13-22	.591	27	58	85	16	47-0	8	10	16	95	5.6	16
Kleiza	12-3	236	37-81	.457	15-37	.405	10-11	.909	5	23	28	12	19-0	4	12	1	99	8.3	19
Lowry	9-3	210	19-60	.317	2-17	.118	24-28	.857	4	17	21	38	16-0	9	9	3	64	7.1	25
Lucas	4-0	43	13-24	.542	4-10	.400	4-4	1.000	0	3	3	6	3-0	2	0	0	34	8.5	25

## 2012-13 GAMES VS. CLEVELAND

GAME 1	GAME 2	GAME 3	GAME 4
Tuesday, December 18	Saturday, January 26	Wednesday, February 27	Sunday, March 10
Quicken Loans Arena	Air Canada Centre	Quicken Loans Arena	Air Canada Centre
7:00 p.m.	7:00 p.m.	7:00 p.m.	6:00 p.m.
TSN	TSN	Sportsnet	Sportsnet ONE



# DALLAS MAVERICKS

President of Basketball Operations/General Manager .....Donn Nelson  
 Head Coach..... Rick Carlisle  
 Assistant Coaches ..... Jim O'Brien, Tony Brown, Monte Mathis, Darrell Armstrong  
 Athletic Trainer..... Casey Smith  
 PR Staff..... Sarah Melton, Scott Tomlin, Alan Rakowski  
 Television ..... Mark Followill, Derek Harper, Jeff Wade  
 Radio..... Chuck Cooperstein, Brad Davis, Victor Villalba (Spanish)  
 Arena ..... American Airlines Center (19,200); opened 2001

## FRANCHISE BACKGROUND

Address .....2500 Victory Avenue  
 .....Dallas, TX 75219  
 Telephone ..... (214) 665-4660  
 Website ..... www.mavs.com  
 History ..... Founded in 1980  
 Colours..... Blue, Silver and Black  
 NBA Titles ..... 1 (2011)  
 Conference Titles ..... 2  
 Division Titles ..... 3  
 2011-12 Record ..... 36-30 (.545), 3rd in Southwest  
 2012 NBA Playoffs..... Lost to Oklahoma City 4-0

## SERIES RECAP

Current Streak..... Lost 2  
 Current Home Streak ..... Lost 1  
 Current Road Streak ..... Lost 1  
 Last Home Win ..... January 17, 2010 (110-88)  
 Last Home Loss ..... February 27, 2011 (114-96)  
 Last Road Win ..... December 28, 2010 (84-76)  
 Last Road Loss ..... December 30, 2011 (99-86)  
 Largest Margin of Victory ..... +22, January 17, 2010  
 Largest Margin of Defeat..... -28, November 7, 2009  
 Overall Record vs. Dallas ..... 10-21  
 Home Record vs. Dallas..... 7-8  
 Road Record vs. Dallas ..... 3-13

## ALL-TIME RESULTS VS. DALLAS

SEASON	DATE	W/L	SCORE	SITE
2011-12	December 30	L	99-86	Dallas
(0-1)				
2010-11	February 27	L	114-96	Toronto
(1-1)	December 28	W	84-76	Dallas
2009-10	January 17	W	110-88	Toronto
(1-1)	November 7	L	129-101	Dallas
2008-09	March 1	L	109-98	Dallas
(0-2)	December 17	L	96-86	Toronto
2007-08	December 12	W	92-76	Toronto
(1-1)	November 20	L	105-99	Dallas
2006-07	January 14	L	97-96	Toronto
(0-2)	November 29	L	117-98	Dallas
2005-06	February 25	L	115-113 (OT)	Dallas
(0-2)	November 28	L	93-91	Toronto
2004-05	March 7	L	113-105	Dallas
(0-2)	February 6	L	122-113	Toronto

SEASON	DATE	W/L	SCORE	SITE
2003-04	December 15	L	111-94	Dallas
(1-1)	November 6	W	77-71	Toronto
2002-03	December 2	L	113-102	Dallas
(0-2)	November 6	L	106-92	Toronto
2001-02	March 7	L	122-103	Dallas
(1-1)	November 2	W	109-92	Toronto
2000-01	January 5	L	115-105	Toronto
(0-2)	November 28	L	107-93	Dallas
1999-00	December 30	W	109-104	Dallas
(1-1)	February 20	L	100-96	Toronto
1997-98	February 5	W	101-93	Toronto
(1-1)	November 28	L	93-91	Dallas
1996-97	February 22	W	99-92	Dallas
(2-0)	November 5	W	100-96	Toronto
1995-96	March 10	W	128-112	Toronto
(1-1)	February 25	L	105-98	Dallas

## 2011-12 TORONTO VS. DALLAS

PLAYER	G-GS	MIN	FG-FGA	PCT	3FG-FGA	PCT	FT-FTA	PCT	OFF	DEF	TOT	AST	PF-DQ	STL	TO	BLK	PTS	AVG
Bargnani	1-1	42	11-18	.611	2-3	.667	6-8	.750	0	7	7	1	0-0	0	3	1	30	30.0
Barbosa	1-0	31	8-15	.533	2-3	.667	2-3	.667	0	2	2	3	3-0	1	4	0	20	20.0
Calderon	1-1	33	4-8	.500	2-4	.500	1-1	1.000	0	2	2	7	1-0	2	2	0	11	11.0
DeRozan	1-1	35	4-12	.333	0-1	.000	3-4	.750	0	4	4	4	2-0	1	1	0	11	11.0
A. Johnson	1-1	28	3-3	1.000	0-0	---	0-0	---	1	3	4	1	5-0	0	2	0	6	6.0
Davis	1-0	19	1-3	.333	0-0	---	2-2	1.000	1	5	6	0	0-0	3	0	0	4	4.0
Bayless	1-0	7	1-3	.333	0-1	.000	0-0	---	0	1	1	1	2-0	0	2	0	2	2.0
Butler	1-1	12	1-3	.333	0-1	.000	0-0	---	1	3	4	1	1-0	0	0	0	2	2.0
Carter	1-0	8	0-2	.000	0-1	.000	0-0	---	0	0	0	0	2-0	0	1	0	0	0.0
Forbes	1-0	4	0-1	.000	0-0	---	0-0	---	1	1	2	1	0-0	1	0	0	0	0.0
J. Johnson	1-0	15	0-3	.000	0-0	---	0-0	---	1	3	4	1	2-0	0	2	0	0	0.0
Magloire	1-0	6	0-1	.000	0-0	---	0-0	---	0	2	2	0	5-0	0	0	0	0	0.0
<b>RAPTORS</b>	<b>1</b>	<b>240</b>	<b>33-72</b>	<b>.458</b>	<b>6-14</b>	<b>.429</b>	<b>14-18</b>	<b>.778</b>	<b>5</b>	<b>33</b>	<b>38</b>	<b>20</b>	<b>23-0</b>	<b>8</b>	<b>17</b>	<b>1</b>	<b>86</b>	<b>86.0</b>
<b>MAVERICKS</b>	<b>1</b>	<b>240</b>	<b>32-72</b>	<b>.444</b>	<b>7-25</b>	<b>.280</b>	<b>28-38</b>	<b>.737</b>	<b>7</b>	<b>33</b>	<b>40</b>	<b>21</b>	<b>13-0</b>	<b>11</b>	<b>10</b>	<b>4</b>	<b>99</b>	<b>99.0</b>

## 2011-12 DALLAS VS. TORONTO

PLAYER	G-GS	MIN	FG-FGA	PCT	3FG-FGA	PCT	FT-FTA	PCT	OFF	DEF	TOT	AST	PF-DQ	STL	TO	BLK	PTS	AVG
Mahinmi	1-0	29	6-6	1.000	0-0	---	7-11	.636	1	4	5	0	4-0	1	1	2	19	19.0
Nowitzki	1-1	31	7-16	.438	0-1	.000	4-5	.800	0	4	4	4	0-0	4	2	1	18	18.0
Terry	1-0	31	5-10	.500	2-6	.333	5-6	.833	0	2	2	3	0-0	0	1	0	17	17.0
Marion	1-1	30	5-8	.625	0-0	---	2-3	.667	0	1	1	2	0-0	0	0	0	12	12.0
Carter	1-0	19	3-7	.429	1-4	.250	3-3	1.000	0	2	2	2	2-0	1	0	1	10	10.0
Kidd	1-1	31	3-8	.375	3-7	.429	0-0	---	1	6	7	6	1-0	0	1	0	9	9.0
Beaubois	1-0	17	2-6	.333	1-3	.333	2-2	1.000	0	2	2	1	1-0	3	3	0	7	7.0
Haywood	1-1	19	1-2	.500	0-0	---	2-4	.500	5	4	9	0	2-0	0	1	0	4	4.0
Odom	1-0	12	0-3	.000	0-1	.000	3-4	.750	0	4	4	0	2-0	0	1	0	3	3.0
Cardinal	1-0	4	0-1	.000	0-1	.000	0-0	---	0	1	1	0	0-0	1	0	0	0	0.0
Jones	1-0	1	0-0	---	0-0	---	0-0	---	0	1	1	0	0-0	0	0	0	0	0.0
West	1-1	16	0-5	.000	0-2	.000	0-0	---	0	2	2	3	1-0	1	0	0	0	0.0
<b>MAVERICKS</b>	<b>1</b>	<b>240</b>	<b>32-72</b>	<b>.444</b>	<b>7-25</b>	<b>.280</b>	<b>28-38</b>	<b>.737</b>	<b>7</b>	<b>33</b>	<b>40</b>	<b>21</b>	<b>13-0</b>	<b>11</b>	<b>10</b>	<b>4</b>	<b>99</b>	<b>99.0</b>
<b>RAPTORS</b>	<b>1</b>	<b>240</b>	<b>33-72</b>	<b>.458</b>	<b>6-14</b>	<b>.429</b>	<b>14-18</b>	<b>.778</b>	<b>5</b>	<b>33</b>	<b>38</b>	<b>20</b>	<b>23-0</b>	<b>8</b>	<b>17</b>	<b>1</b>	<b>86</b>	<b>86.0</b>

## CAREER STATISTICS VS. DALLAS

PLAYER	G-GS	MIN	FG-FGA	PCT	3FG-FGA	PCT	FT-FTA	PCT	OFF	DEF	TOT	AST	PF-DQ	STL	TO	BLK	PTS	AVG	HI
Anderson	2-0	17	0-0	---	0-0	---	0-0	---	1	2	3	1	2-0	0	0	0	0	0.0	0
Bargnani	9-5	278	52-112	.464	16-38	.421	27-33	.818	10	31	41	7	21-0	4	9	11	147	16.3	30
Calderon	12-7	365	52-114	.456	5-25	.200	25-28	.893	5	29	34	76	18-0	11	20	1	134	11.2	15
Davis	3-1	86	11-17	.647	0-0	---	7-10	.700	5	18	23	3	4-0	6	0	6	29	9.7	17
DeRozan	5-5	149	23-51	.451	0-1	.000	10-14	.714	3	11	14	9	16-0	4	8	3	56	11.2	19
Fields	4-4	109	16-37	.432	2-11	.182	6-6	1.000	7	22	29	7	3-0	9	7	0	40	10.0	19
Gray	5-0	51	2-7	.286	0-0	---	2-4	.500	3	17	20	3	12-0	1	4	0	6	1.2	4
Johnson	9-4	182	27-41	.659	0-0	---	8-11	.727	17	24	41	6	33-1	3	9	4	62	6.9	21
Kleiza	15-2	276	35-90	.389	11-31	.355	34-45	.756	17	33	50	6	31-0	8	20	3	115	7.7	23
Lowry	19-7	501	73-163	.448	21-55	.382	44-65	.677	16	44	60	89	52-0	21	33	4	211	11.1	26
Lucas	3-0	29	8-15	.533	1-1	1.000	2-2	1.000	1	1	2	1	1-0	0	0	0	19	6.3	9

## 2012-13 GAMES VS. DALLAS

**GAME 1**  
**Wednesday, November 7**  
 American Airlines Center  
 8:30 p.m.  
 TSN2

**GAME 2**  
**Friday, December 14**  
 Air Canada Centre  
 7:00 p.m.  
 TSN2





## DENVER NUGGETS

President & Governor.....	Josh Kroenke
Executive Vice-President of Basketball Operations .....	Masai Ujiri
Head Coach.....	George Karl
Assistant Coaches.....	John Welch, Melvin Hunt, Chad Iske
Athletic Trainer.....	Jim Gillen
PR Staff.....	Tim Gelt, Nick O'Hayre
Television .....	Chris Marlowe, Scott Hastings
Radio.....	Jason Kosmicki
Arena.....	Pepsi Center (19,155); opened 1999

### FRANCHISE BACKGROUND

Address .....	Pepsi Center, 1000 Chopper Place Denver, CO 80204
Telephone .....	(303) 405-1100
Website .....	www.Nuggets.com
History.....	Denver Rockets, 1967-74 (ABA); Joined NBA in 1974; Denver Nuggets 1974-present
Colours .....	Gold, Red and Blue
NBA Titles .....	0
Conference Titles .....	0
Division Titles.....	6
2011-12 Record .....	38-28 (.576), 2nd in Northwest
2012 NBA Playoffs.....	Lost to L.A. Lakers 4-3

### SERIES RECAP

Current Streak.....	Won 1
Current Home Streak.....	Won 1
Current Road Streak.....	Lost 8
Last Home Win .....	March 28, 2012 (105-96)
Last Home Loss .....	December 10, 2010 (123-116)
Last Road Win .....	December 30, 2003 (81-74)
Last Road Loss.....	January 27, 2012 (96-81)
Largest Margin of Victory .....	+27, March 23, 2007
Largest Margin of Defeat .....	-39, December 2, 2008
Overall Record vs. Denver.....	11-21
Home Record vs. Denver.....	7-9
Road Record vs. Denver.....	4-12

### ALL-TIME RESULTS VS. DENVER

SEASON	DATE	W/L	SCORE	SITE
2011-12	March 28	W	105-96	Toronto
(1-1)	January 27	L	96-81	Denver
2010-11	March 21	L	123-90	Denver
(0-2)	December 10	L	123-116	Toronto
2009-10	March 26	L	97-96	Toronto
(0-2)	November 17	L	130-112	Denver
2008-09	December 31	L	114-107	Toronto
(0-2)	December 2	L	132-93	Denver
2007-08	March 23	L	109-100	Toronto
(0-2)	March 14	L	137-105	Denver
2006-07	March 23	W	121-94	Toronto
(1-1)	November 19	L	117-109	Denver
2005-06	March 10	L	108-97	Toronto
(0-2)	January 23	L	107-101	Denver
2004-05	December 10	L	101-87	Toronto
(0-2)	November 17	L	112-106	Denver

SEASON	DATE	W/L	SCORE	SITE
2003-04	December 30	W	81-74	Denver
(2-0)	November 9	W	89-76	Toronto
2002-03	March 11	L	95-87	Denver
(1-1)	November 15	W	84-79	Toronto
2001-02	December 7	W	98-96 (OT)	Toronto
(1-1)	November 11	L	96-85	Denver
2000-01	February 8	W	99-92	Toronto
(2-0)	December 28	W	94-93	Denver
1999-00	February 18	L	95-91	Toronto
(0-2)	November 24	L	109-84	Denver
1997-98	March 19	W	104-103 (OT)	Toronto
(2-0)	January 29	W	84-80	Denver
1996-97	February 25	W	124-122 (OT)	Denver
(1-1)	November 11	L	104-93	Toronto
1995-96	March 18	L	122-114	Toronto
(0-2)	January 27	L	93-82	Denver

## 2011-12 TORONTO VS. DENVER

PLAYER	G-6S	MIN	FG-FGA	PCT	3FG-FGA	PCT	FT-FTA	PCT	OFF	DEF	TOT	AST	PF-DQ	STL	TO	BLK	PTS	AVG
Bargnani	1-1	36	7-14	.500	2-4	.500	10-12	.833	2	3	5	2	1-0	1	2	1	26	26.0
Barbosa	1-0	23	7-13	.538	1-2	.500	4-5	.800	0	0	0	3	1-0	2	1	0	19	19.0
Bayless	1-0	16	7-10	.700	4-5	.800	0-0	---	0	2	2	3	3-0	0	2	0	18	18.0
J. Johnson	1-1	27	7-10	.700	1-1	1.000	1-2	.500	2	1	3	2	6-1	2	0	1	16	16.0
DeRozan	2-2	70	9-35	.257	0-1	.000	7-13	.538	4	5	9	8	4-0	1	5	0	25	12.5
Calderon	2-2	65	6-16	.375	4-7	.571	3-4	.750	0	4	4	12	3-0	1	5	0	19	9.5
Kleiza	2-2	54	5-19	.263	3-10	.300	4-4	1.000	2	9	11	6	4-0	1	0	1	17	8.5
Anderson	1-0	13	2-5	.400	1-2	.500	2-2	1.000	1	0	1	1	1-0	0	1	0	7	7.0
Forbes	2-0	24	4-11	.364	3-6	.500	0-0	---	3	7	10	2	1-0	0	2	0	11	5.5
Uzoh (TOT)	1-0	13	2-4	.500	0-1	.000	1-2	.500	0	1	1	1	3-0	1	0	0	5	5.0
Uzoh (TOR)	1-0	13	2-4	.500	0-1	.000	1-2	.500	0	1	1	1	3-0	1	0	0	5	5.0
Davis	2-0	38	4-14	.286	0-0	---	1-3	.333	5	9	14	3	7-0	2	2	2	9	4.5
A. Johnson	2-0	39	4-9	.444	0-0	---	0-0	---	4	6	10	1	8-0	0	1	3	8	4.0
Gray	2-2	31	3-6	.500	0-0	---	0-0	---	5	11	16	0	8-0	0	2	2	6	3.0
Butler	1-0	18	0-2	.000	0-2	.000	0-0	---	0	0	0	2	0-0	1	0	0	0	0.0
Magloire	1-0	14	0-0	---	0-0	---	0-0	---	0	6	6	0	2-0	0	2	0	0	0.0
<b>RAPTORS</b>	<b>2</b>	<b>480</b>	<b>67-168</b>	<b>.399</b>	<b>19-41</b>	<b>.463</b>	<b>33-47</b>	<b>.702</b>	<b>28</b>	<b>64</b>	<b>92</b>	<b>46</b>	<b>52-1</b>	<b>12</b>	<b>26</b>	<b>10</b>	<b>186</b>	<b>93.0</b>
<b>NUGGETS</b>	<b>2</b>	<b>480</b>	<b>65-150</b>	<b>.433</b>	<b>13-47</b>	<b>.277</b>	<b>49-62</b>	<b>.790</b>	<b>20</b>	<b>69</b>	<b>89</b>	<b>36</b>	<b>34-0</b>	<b>14</b>	<b>25</b>	<b>8</b>	<b>192</b>	<b>96.0</b>

## 2011-12 DENVER VS. TORONTO

PLAYER	G-6S	MIN	FG-FGA	PCT	3FG-FGA	PCT	FT-FTA	PCT	OFF	DEF	TOT	AST	PF-DQ	STL	TO	BLK	PTS	AVG
Lawson	1-1	39	9-19	.474	2-7	.286	6-6	1.000	3	1	4	9	1-0	2	1	0	26	26.0
Fernandez	1-0	33	9-11	.818	5-7	.714	0-1	.000	0	1	1	1	1-0	3	0	0	23	23.0
Gallinari	1-1	36	7-18	.389	2-10	.200	5-7	.714	0	7	7	0	1-0	0	0	1	21	21.0
Hilario	1-1	34	5-10	.500	0-0	---	10-14	.714	3	7	10	0	1-0	3	1	1	20	20.0
Chandler	1-1	33	5-14	.357	1-1	1.000	2-2	1.000	2	6	8	1	2-0	0	2	1	13	13.0
Miller	2-1	66	8-17	.471	1-6	.167	4-6	.667	2	8	10	14	4-0	4	8	0	21	10.5
Faried	1-1	23	4-6	.667	0-0	---	2-2	1.000	2	3	5	1	3-0	1	1	0	10	10.0
Harrington	2-0	57	7-21	.333	1-8	.125	5-7	.714	1	11	12	4	1-0	0	2	0	20	10.0
McGee (TOT)	4-4	90	13-27	.481	0-0	---	8-11	.727	6	21	27	2	14-0	2	7	10	34	8.5
McGee (DEN)	1-1	23	3-4	.750	0-0	---	2-3	.667	0	7	7	1	4-0	1	0	2	8	8.0
Afflalo	2-2	57	5-19	.263	1-6	.167	4-4	1.000	1	4	5	4	9-0	0	2	0	15	7.5
Brewer	2-0	35	1-3	.333	0-2	.000	7-8	.875	3	5	8	0	3-0	0	1	0	9	4.5
Mozgov	2-1	29	2-7	.286	0-0	---	2-2	1.000	1	8	9	0	3-0	0	5	2	6	3.0
Andersen	1-0	8	0-0	---	0-0	---	0-0	---	0	1	1	1	0-0	0	0	1	0	0.0
Koufos	1-0	5	0-1	.000	0-0	---	0-0	---	2	0	2	0	1-0	0	0	0	0	0.0
<b>NUGGETS</b>	<b>2</b>	<b>480</b>	<b>65-150</b>	<b>.433</b>	<b>13-47</b>	<b>.277</b>	<b>49-62</b>	<b>.790</b>	<b>20</b>	<b>69</b>	<b>89</b>	<b>36</b>	<b>34-0</b>	<b>14</b>	<b>25</b>	<b>8</b>	<b>192</b>	<b>96.0</b>
<b>RAPTORS</b>	<b>2</b>	<b>480</b>	<b>67-168</b>	<b>.399</b>	<b>19-41</b>	<b>.463</b>	<b>33-47</b>	<b>.702</b>	<b>28</b>	<b>64</b>	<b>92</b>	<b>46</b>	<b>52-1</b>	<b>12</b>	<b>26</b>	<b>10</b>	<b>186</b>	<b>93.0</b>

## CAREER STATISTICS VS. DENVER

PLAYER	G-6S	MIN	FG-FGA	PCT	3FG-FGA	PCT	FT-FTA	PCT	OFF	DEF	TOT	AST	PF-DQ	STL	TO	BLK	PTS	AVG	HI
Anderson	3-0	28	3-9	.333	2-5	.400	2-2	1.000	2	0	2	2	2-0	1	2	0	10	3.3	7
Bargnani	10-9	277	55-123	.447	13-38	.342	32-35	.914	11	36	47	12	23-0	11	11	12	155	15.5	26
Calderon	13-9	324	41-84	.488	17-26	.654	11-14	.786	2	19	21	77	26-0	7	32	2	110	8.5	18
Davis	4-0	74	7-22	.318	0-0	---	2-5	.400	7	14	21	3	9-0	2	3	5	16	4.0	5
DeRozan	6-5	166	31-76	.408	1-3	.333	14-22	.636	8	14	22	14	14-0	2	11	1	77	12.8	17
Fields	3-3	128	25-40	.625	4-12	.333	3-5	.600	11	18	29	11	8-0	6	7	1	57	19.0	21
Gray	10-2	122	14-33	.424	0-0	---	5-10	.500	18	23	41	7	24-0	3	5	2	33	3.3	8
Johnson	10-3	137	18-26	.692	0-0	---	4-7	.571	15	25	40	4	29-0	3	2	6	40	4.0	7
Kleiza	3-2	85	16-35	.457	7-15	.467	4-5	.800	7	16	23	7	5-0	2	3	1	43	14.3	26
Lowry	18-7	503	59-163	.362	20-62	.323	56-75	.747	16	41	57	73	52-0	21	42	5	194	10.8	22
Lucas	5-0	37	8-16	.500	4-9	.444	0-2	.000	0	2	2	5	1-0	0	2	0	20	4.0	14

## 2012-13 GAMES VS. DENVER

**GAME 1**  
Monday, December 3  
Pepsi Center  
9:00 p.m.  
TSN2

**GAME 2**  
Tuesday, February 12  
Air Canada Centre  
7:00 p.m.  
TSN



# DETROIT PISTONS

President, Basketball Operations ..... Joe Dumars  
 Head Coach ..... Lawrence Frank  
 Assistant Coaches ..... Brian Hill, John Loyer, Roy Rogers, Dee Brown, Charles Klask, Bill Pope  
 Athletic Trainer ..... Mike Abdenour  
 PR Staff ..... Kevin Grigg, Cletus Lewis, Michelle Fikany  
 Television ..... George Blaha, Greg Kelsner  
 Radio ..... George Blaha, Mark Champion, Rick Mahorn  
 Arena ..... The Palace of Auburn Hills (22,076); opened 1988

## FRANCHISE BACKGROUND

Address ..... The Palace of Auburn Hills, Six Championship Drive  
 Auburn Hills, MI 48326  
 Telephone ..... (248) 377-0100  
 Website ..... www.pistons.com  
 History ..... Fort Wayne Pistons, 1948-49;  
 Detroit Pistons 1957-present  
 Colours ..... Red, White and Blue  
 NBA Titles ..... 3 (1989, '90, '04)  
 Conference Titles ..... 7  
 Division Titles ..... 9  
 2011-12 Record ..... 25-41 (.379), 4th in Central  
 2012 NBA Playoffs ..... Did Not Qualify

## SERIES RECAP

Current Streak ..... Lost 2  
 Current Home Streak ..... Won 1  
 Current Road Streak ..... Lost 3  
 Last Home Win ..... February 22, 2012 (103-93)  
 Last Home Loss ..... January 14, 2011 (101-95)  
 Last Road Win ..... December 11, 2010 (120-116)  
 Last Road Loss ..... April 22, 2012 (76-73)  
 Largest Margin of Victory ..... +30, December 23, 2009  
 Largest Margin of Defeat ..... -44, January 4, 1997  
 Overall Record vs. Detroit ..... 19-45  
 Home Record vs. Detroit ..... 10-21  
 Road Record vs. Detroit ..... 9-24

## ALL-TIME RESULTS VS. DETROIT

SEASON	DATE	W/L	SCORE	SITE
2011-12 (1-2)	April 22	L	76-73	Detroit
	March 10	L	105-86	Detroit
	February 22	W	103-93	Toronto
2010-11 (1-3)	March 16	L	107-93	Detroit
	January 14	L	101-95	Toronto
	December 22	L	115-93	Toronto
	December 11	W	120-116	Detroit
2009-10 (4-0)	April 12	W	111-97	Detroit
	December 27	W	102-97	Toronto
	December 23	W	94-64	Detroit
	November 4	W	110-99	Toronto
2008-09 (0-3)	March 13	L	99-95 OT	Toronto
	January 21	L	95-76	Detroit
	November 5	L	100-93	Toronto
2007-08 (1-3)	April 13	L	91-84	Detroit
	March 26	W	89-82	Toronto
	January 15	L	103-89	Detroit
	January 4	L	101-85	Toronto
2006-07 (1-2)	April 17	L	100-84	Detroit
	April 13	W	87-84	Toronto
	February 10	L	98-92	Detroit
2005-06 (1-3)	April 14	W	108-103	Toronto
	March 15	L	105-98	Toronto
	December 27	L	113-106	Detroit
	November 5	L	117-84	Detroit
2004-05 (1-3)	April 3	L	113-103	Toronto
	March 18	L	103-92	Detroit
	December 8	L	90-86 (OT)	Detroit
	November 5	W	101-89	Toronto
2003-04 (1-3)	April 13	W	87-78	Toronto
	April 9	L	74-66	Detroit
	January 30	L	90-89 (OT)	Toronto
	January 14	L	95-91	Detroit

SEASON	DATE	W/L	SCORE	SITE
2002-03 (1-3)	April 2	W	89-78	Detroit
	April 1	L	92-85	Toronto
	February 19	L	89-84	Toronto
	January 6	L	82-74	Detroit
2001-02 (1-3)	February 22	L	80-72	Toronto
	February 18	L	89-76	Detroit
	January 15	W	92-90	Detroit
	November 20	L	88-84	Toronto
2000-01 (2-2)	April 17	W	94-92 (OT)	Toronto
	April 11	L	99-87	Detroit
	January 10	W	110-85	Detroit
	October 31	L	104-95	Toronto
1999-00 (2-2)	April 4	L	104-88	Toronto
	February 9	L	115-108	Detroit
	November 16	W	89-85	Toronto
	November 11	W	123-106	Detroit
1998-99 (1-2)	February 23	L	106-80	Detroit
	March 17	W	103-101	Detroit
	April 25	L	91-83	Toronto
1997-98 (0-4)	March 20	L	105-99	Detroit
	January 2	L	91-88	Toronto
	December 30	L	100-95	Detroit
	December 7	L	93-83	Toronto
1996-97 (1-3)	March 19	W	99-97	Detroit
	February 16	L	92-89	Toronto
	January 4	L	118-74	Detroit
	December 16	L	98-92	Toronto
1995-96 (0-4)	March 5	L	105-84	Toronto
	February 17	L	108-95	Detroit
	December 28	L	113-91	Detroit
	December 19	L	94-82	Toronto

## 2011-12 TORONTO VS. DETROIT

PLAYER	G-GS	MIN	FG-FGA	PCT	3FG-FGA	PCT	FT-FTA	PCT	OFF	DEF	TOT	AST	PF-DQ	STL	TO	BLK	PTS	AVG
DeRozan	3-3	103	19-40	.475	1-4	.250	15-18	.833	1	12	13	6	8-0	1	7	1	54	18.0
Barbosa	2-0	42	11-25	.440	2-6	.333	2-2	1.000	1	3	4	6	0-0	3	4	0	26	13.0
Forbes	2-0	34	7-9	.778	3-4	.750	5-7	.714	0	5	5	6	4-0	2	6	0	22	11.0
Bayless	2-0	45	6-15	.400	3-9	.333	4-4	1.000	0	4	4	8	7-0	1	3	1	19	9.5
Gray	3-3	65	12-20	.600	0-0	---	4-8	.500	8	15	23	3	7-0	1	3	3	28	9.3
Davis	3-0	75	11-18	.611	0-0	---	3-4	.750	9	10	19	3	7-0	2	2	3	25	8.3
Bargnani	1-1	19	2-8	.250	0-0	---	4-4	1.000	1	2	3	3	0-0	1	1	0	8	8.0
J. Johnson	3-2	83	10-24	.417	0-2	.000	4-8	.500	3	9	12	6	9-0	1	5	5	24	8.0
A. Johnson	3-2	56	7-12	.583	0-0	---	5-5	1.000	0	11	11	2	5-0	0	3	3	19	6.3
Alabi	1-0	24	2-7	.286	0-0	---	2-2	1.000	4	6	10	0	3-0	1	0	1	6	6.0
Kleiza	2-0	46	4-14	.286	2-6	.333	2-2	1.000	0	4	4	4	9-0	2	1	0	12	6.0
Uzoh (TOT)	1-1	31	2-9	.222	0-0	---	1-2	.500	0	4	4	1	0-0	2	4	0	5	5.0
Uzoh (TOR)	1-1	31	2-9	.222	0-0	---	1-2	.500	0	4	4	1	0-0	2	4	0	5	5.0
Anderson	1-1	35	2-12	.167	0-4	.000	0-0	---	0	2	2	3	3-0	0	2	0	4	4.0
Calderon	2-2	47	2-11	.182	1-5	.200	3-3	1.000	0	8	8	15	2-0	2	2	0	8	4.0
Magloire	2-0	16	1-2	.500	0-0	---	0-0	---	1	2	3	1	4-0	1	0	0	2	1.0
<b>RAPTORS</b>	<b>3</b>	<b>720</b>	<b>98-226</b>	<b>.434</b>	<b>12-41</b>	<b>.293</b>	<b>54-69</b>	<b>.783</b>	<b>28</b>	<b>97</b>	<b>125</b>	<b>67</b>	<b>68-0</b>	<b>20</b>	<b>44</b>	<b>17</b>	<b>262</b>	<b>87.3</b>
<b>PISTONS</b>	<b>3</b>	<b>720</b>	<b>100-229</b>	<b>.437</b>	<b>11-48</b>	<b>.229</b>	<b>63-87</b>	<b>.724</b>	<b>29</b>	<b>87</b>	<b>116</b>	<b>54</b>	<b>56-1</b>	<b>22</b>	<b>36</b>	<b>15</b>	<b>274</b>	<b>91.3</b>

## 2011-12 DETROIT VS. TORONTO

PLAYER	G-GS	MIN	FG-FGA	PCT	3FG-FGA	PCT	FT-FTA	PCT	OFF	DEF	TOT	AST	PF-DQ	STL	TO	BLK	PTS	AVG
Knight	3-3	103	20-44	.455	5-18	.278	9-12	.750	3	6	9	12	9-0	2	5	0	54	18.0
Monroe	3-3	96	15-34	.441	1-1	.000	19-25	.760	10	26	36	3	7-0	3	6	4	49	16.3
Gordon	3-0	65	13-24	.542	0-6	.167	6-8	.750	0	4	4	3	1-0	1	3	0	33	11.0
Prince	3-3	97	13-32	.406	2-5	.400	5-6	.833	2	11	13	4	5-0	1	3	3	33	11.0
Maxiell	3-3	74	12-26	.462	0-0	---	3-8	.375	5	10	15	2	6-0	1	4	5	27	9.0
Stuckey	3-3	84	9-21	.429	1-5	.200	8-10	.800	1	6	7	15	7-0	4	6	1	27	9.0
Jerebko	3-0	63	8-21	.381	1-7	.143	6-6	1.000	4	6	10	2	12-1	0	3	1	23	7.7
Wilkins	2-0	35	4-6	.667	0-0	---	3-4	.750	0	4	4	1	4-0	4	1	1	11	5.5
Villanueva	2-0	22	3-8	.375	1-5	.200	0-0	---	0	4	4	1	1-0	0	1	0	7	3.5
Bynum	2-0	11	1-4	.250	0-1	.000	2-3	.667	1	1	2	2	0-0	2	2	0	4	2.0
Russell	2-0	25	2-5	.400	0-0	---	0-1	.000	0	1	1	4	2-0	1	1	0	4	2.0
Wallace	3-0	41	0-4	.000	0-0	---	2-4	.500	3	8	11	5	2-0	2	0	0	2	0.7
Daye	1-0	3	0-0	---	0-0	---	0-0	---	0	0	0	0	0-0	1	0	0	0	0.0
<b>PISTONS</b>	<b>3</b>	<b>720</b>	<b>100-229</b>	<b>.437</b>	<b>11-48</b>	<b>.229</b>	<b>63-87</b>	<b>.724</b>	<b>29</b>	<b>87</b>	<b>116</b>	<b>54</b>	<b>56-1</b>	<b>22</b>	<b>36</b>	<b>15</b>	<b>274</b>	<b>91.3</b>
<b>RAPTORS</b>	<b>3</b>	<b>720</b>	<b>98-226</b>	<b>.434</b>	<b>12-41</b>	<b>.293</b>	<b>54-69</b>	<b>.783</b>	<b>28</b>	<b>97</b>	<b>125</b>	<b>67</b>	<b>68-0</b>	<b>20</b>	<b>44</b>	<b>17</b>	<b>262</b>	<b>87.3</b>

## CAREER STATISTICS VS. DETROIT

PLAYER	G-GS	MIN	FG-FGA	PCT	3FG-FGA	PCT	FT-FTA	PCT	OFF	DEF	TOT	AST	PF-DQ	STL	TO	BLK	PTS	AVG	HI
Anderson	4-1	69	7-25	.280	2-9	.222	2-2	1.000	1	6	7	4	6-0	0	4	0	18	4.5	7
Bargnani	17-13	511	103-219	.470	25-58	.431	35-48	.729	16	63	79	23	28-0	5	17	13	266	15.6	33
Calderon	19-11	551	68-145	.469	10-31	.323	29-33	.879	7	44	51	130	33-0	23	34	3	175	9.2	24
Davis	7-1	150	19-31	.613	0-0	---	8-13	.615	15	25	40	4	15-0	2	4	8	46	6.6	10
DeRozan	11-10	315	55-105	.524	1-6	.167	25-32	.781	6	30	36	14	28-0	8	17	5	136	12.4	23
Fields	6-6	194	24-52	.462	9-23	.391	6-10	.600	7	24	31	19	9-0	10	7	3	63	10.5	18
Gray	6-3	79	14-24	.583	0-0	---	5-12	.417	9	19	28	4	7-0	1	4	3	33	5.5	12
Johnson	10-6	220	29-45	.644	0-0	---	19-27	.704	11	33	44	10	30-0	3	8	11	77	7.7	26
Kleiza	12-4	296	38-90	.422	14-36	.389	17-23	.739	10	32	42	10	35-0	6	12	0	107	8.9	19
Lowry	9-3	240	27-63	.429	11-27	.407	22-28	.786	5	20	25	35	22-0	14	21	3	87	9.7	22
Lucas	4-0	43	6-19	.316	2-6	.333	0-0	---	1	6	7	3	3-0	1	1	0	14	3.5	6

## 2012-13 GAMES VS. DETROIT

**GAME 1**  
Friday, November 23  
The Palace of Auburn Hills  
7:30 p.m.  
TSN2

**GAME 2**  
Wednesday, December 19  
Air Canada Centre  
7:00 p.m.  
Sportsnet

**GAME 3**  
Friday, March 29  
The Palace of Auburn Hills  
7:30 p.m.  
Sportsnet ONE

**GAME 4**  
Monday, April 1  
Air Canada Centre  
7:00 p.m.  
Sportsnet ONE



# GOLDEN STATE WARRIORS

General Manager..... Bob Myers  
 Heads Coach..... Mark Jackson  
 Assistant Coaches..... Michael Malone, Pete Myers, Darren Erman, Bob Beyer, Jerry DeGregorio  
 Athletic Trainer..... Chad Bergman  
 PR Staff..... Raymond Ridder, Dan Martinez, Brett Winkler, Ryan Donough, Lisa Goodwin  
 Television..... Bob Fitzgerald, Jim Barnett  
 Radio..... Tim Roye  
 Arena..... Oracle Arena (19,596); opened 1966

## FRANCHISE BACKGROUND

Address..... 1011 Broadway  
 ..... Oakland, CA 94607  
 Telephone..... (510) 986-2200  
 Website..... www.warriors.com  
 History..... Philadelphia Warriors, 1946-62;  
 ..... San Francisco Warriors, 1962-71;  
 ..... Golden State Warriors, 1971-present  
 Colours..... Royal Blue and Yellow  
 NBA Titles..... 3 (1947, '56, '75)  
 Conference Titles..... 6  
 Division Titles..... 7  
 2011-12 Record..... 23-43 (.348), 4th in Pacific  
 2012 NBA Playoffs..... Did Not Qualify

## SERIES RECAP

Current Streak..... Won 1  
 Current Home Streak..... Won 1  
 Current Road Streak..... Lost 7  
 Last Home Win..... March 4, 2012 (83-75)  
 Last Home Loss..... November 8, 2010 (109-102)  
 Last Road Win..... February 8, 2004 (84-81 OT)  
 Last Road Loss..... March 25, 2011 (138-100)  
 Largest Margin of Victory..... +22, January 9, 2005  
 Largest Margin of Defeat..... -38, March 25, 2011  
 Overall Record vs. Golden State..... 14-17  
 Home Record vs. Golden State..... 9-7  
 Road Record vs. Golden State..... 5-10

## ALL-TIME RESULTS VS. GOLDEN STATE

SEASON	DATE	W/L	SCORE	SITE
2011-12	March 4	W	83-75	Toronto
2010-11	March 25	L	138-100	Golden State
(0-2)	November 8	L	109-102	Toronto
2009-10	April 4	L	113-112	Toronto
(0-2)	March 13	L	124-112	Golden State
2008-09	December 29	L	117-111	Golden State
(1-1)	October 31	W	112-108 (OT)	Toronto
2007-08	March 12	L	117-106	Golden State
(0-2)	November 18	L	106-100	Toronto
2006-07	December 17	W	120-115	Toronto
(1-1)	November 14	L	110-99	Golden State
2005-06	December 16	L	108-98	Toronto
(0-2)	November 26	L	117-91	Golden State
2004-05	January 9	W	109-87	Toronto
(1-1)	December 29	L	111-105	Golden State

SEASON	DATE	W/L	SCORE	SITE
2003-04	March 31	L	85-78	Toronto
(1-1)	February 8	W	84-81 (OT)	Golden State
2002-03	February 14	L	118-114 (OT)	Toronto
(0-2)	December 27	L	101-96	Golden State
2001-02	November 14	W	89-82	Golden State
(2-0)	November 7	W	109-92	Toronto
2000-01	February 20	W	113-102	Toronto
(2-0)	December 8	W	108-92	Golden State
1999-00	March 14	W	85-78	Toronto
(2-0)	November 27	W	106-88	Golden State
1997-98	March 15	W	100-98 (OT)	Golden State
(2-0)	November 4	W	104-86	Toronto
1996-97	March 15	L	106-102	Golden State
(0-2)	December 10	L	101-91	Toronto
1995-96	February 2	L	114-111	Golden State
(1-1)	November 27	W	101-98	Toronto



## 2011-12 TORONTO VS. GOLDEN STATE

PLAYER	G-GS	MIN	FG-FGA	PCT	3FG-FGA	PCT	FT-FTA	PCT	OFF	DEF	TOT	AST	PF-DQ	STL	TO	BLK	PTS	AVG
DeRozan	1-1	46	9-17	.529	1-1	1.000	6-6	1.000	1	2	3	4	1-0	0	1	0	25	25.0
Barbosa	1-0	32	7-16	.438	3-5	.600	1-2	.500	0	0	0	1	1-0	1	1	0	18	18.0
J. Johnson	1-1	32	4-10	.400	0-0	---	4-4	1.000	4	8	12	4	3-0	2	3	1	12	12.0
A. Johnson	1-1	30	4-8	.500	0-0	---	3-4	.750	0	13	13	1	1-0	0	2	3	11	11.0
Bayless	1-0	25	0-6	.000	0-1	.000	5-6	.833	1	3	4	4	2-0	2	2	0	5	5.0
Gray	1-1	13	1-3	.333	0-0	---	2-2	1.000	0	0	0	0	2-0	1	1	0	4	4.0
Kleiza	1-0	15	2-9	.222	0-1	.000	0-0	---	3	0	3	0	4-0	0	2	0	4	4.0
Calderon	1-1	26	1-5	.200	0-2	.000	0-0	---	0	4	4	3	2-0	0	2	0	2	2.0
Davis	1-0	22	1-4	.250	0-0	---	0-0	---	5	7	12	2	2-0	2	0	1	2	2.0
<b>RAPTORS</b>	<b>1</b>	<b>240</b>	<b>29-78</b>	<b>.372</b>	<b>4-10</b>	<b>.400</b>	<b>21-24</b>	<b>.875</b>	<b>14</b>	<b>37</b>	<b>51</b>	<b>19</b>	<b>18-0</b>	<b>8</b>	<b>16</b>	<b>5</b>	<b>83</b>	<b>83.0</b>
<b>WARRIORS</b>	<b>1</b>	<b>240</b>	<b>29-80</b>	<b>.363</b>	<b>4-19</b>	<b>.211</b>	<b>13-19</b>	<b>.684</b>	<b>10</b>	<b>31</b>	<b>41</b>	<b>17</b>	<b>20-0</b>	<b>6</b>	<b>14</b>	<b>3</b>	<b>75</b>	<b>75.0</b>

## 2011-12 GOLDEN STATE VS. TORONTO

PLAYER	G-GS	MIN	FG-FGA	PCT	3FG-FGA	PCT	FT-FTA	PCT	OFF	DEF	TOT	AST	PF-DQ	STL	TO	BLK	PTS	AVG
Lee	1-1	39	9-13	.692	0-0	---	4-5	.800	3	9	12	2	5-0	1	2	0	22	22.0
Ellis	1-1	39	8-22	.364	2-6	.333	2-2	1.000	1	3	4	7	1-0	1	2	1	20	20.0
Robinson	1-0	27	2-12	.167	0-3	.000	3-4	.750	0	0	0	1	3-0	2	1	0	7	7.0
Rush	1-0	31	3-7	.429	0-3	.000	1-2	.500	0	9	9	2	0-0	0	1	1	7	7.0
Udoh	1-1	32	2-7	.286	0-0	---	3-4	.750	2	1	3	0	4-0	1	0	1	7	7.0
Thompson	1-0	12	2-5	.400	1-2	.500	0-0	---	0	1	1	0	0-0	0	3	0	5	5.0
McGuire	1-1	37	2-5	.400	0-0	---	0-0	---	1	4	5	3	3-0	0	2	0	4	4.0
D. Wright	1-1	17	1-9	.111	1-5	.200	0-0	---	3	3	6	2	1-0	1	1	0	3	3.0
Biedrins	1-0	7	0-0	---	0-0	---	0-2	.000	0	1	1	0	2-0	0	0	0	0	0.0
C. Wright	1-0	0	0-0	---	0-0	---	0-0	---	0	0	0	0	1-0	0	0	0	0	0.0
<b>WARRIORS</b>	<b>1</b>	<b>240</b>	<b>29-80</b>	<b>.363</b>	<b>4-19</b>	<b>.211</b>	<b>13-19</b>	<b>.684</b>	<b>10</b>	<b>31</b>	<b>41</b>	<b>17</b>	<b>20-0</b>	<b>6</b>	<b>14</b>	<b>3</b>	<b>75</b>	<b>75.0</b>
<b>RAPTORS</b>	<b>1</b>	<b>240</b>	<b>29-78</b>	<b>.372</b>	<b>4-10</b>	<b>.400</b>	<b>21-24</b>	<b>.875</b>	<b>14</b>	<b>37</b>	<b>51</b>	<b>19</b>	<b>18-0</b>	<b>8</b>	<b>16</b>	<b>5</b>	<b>83</b>	<b>83.0</b>

## CAREER STATISTICS VS. GOLDEN STATE

PLAYER	G-GS	MIN	FG-FGA	PCT	3FG-FGA	PCT	FT-FTA	PCT	OFF	DEF	TOT	AST	PF-DQ	STL	TO	BLK	PTS	AVG	HI
Bargnani	10-5	270	47-104	.452	8-22	.364	22-33	.667	22	22	44	13	26-0	2	15	11	124	12.4	19
Calderon	13-7	325	43-95	.453	10-23	.435	16-17	.941	5	32	37	88	19-0	9	21	0	112	8.6	24
Davis	2-1	58	6-13	.462	0-0	---	8-12	.667	10	13	23	2	5-0	3	3	1	20	10.0	18
DeRozan	5-4	149	31-53	.585	2-2	1.000	11-13	.846	3	12	15	5	10-0	5	9	1	75	15.0	25
Fields	3-3	90	13-24	.542	2-7	.286	6-8	.750	2	15	17	5	5-0	3	10	1	34	11.3	14
Gray	4-2	33	4-9	.444	0-0	---	2-2	1.000	3	4	7	0	6-0	1	3	1	10	2.5	4
Johnson	9-1	148	28-45	.622	0-0	---	12-16	.750	13	36	49	3	26-0	4	7	15	68	7.6	14
Kleiza	14-2	278	45-112	.402	7-38	.184	33-41	.805	26	40	66	15	35-0	6	15	6	130	9.3	22
Lowry	14-5	382	41-105	.390	10-40	.250	46-68	.676	7	33	40	74	35-0	21	33	5	138	9.9	18
Lucas	3-0	14	3-4	.750	1-1	1.000	0-0	---	3	0	3	2	1-0	0	2	0	7	2.3	7

## 2012-13 GAMES VS. GOLDEN STATE

**GAME 1**  
**Monday, January 28**  
 Air Canada Centre  
 7:00 p.m.  
 TSN

**GAME 2**  
**Monday, March 4**  
 Oracle Arena  
 10:30 p.m.  
 Sportsnet ONE



## HOUSTON ROCKETS

General Manager & Managing Director Basketball Operations ..... Daryl Morey  
 Head Coach ..... Kevin McHale  
 Assistant Coaches ..... Kelvin Sampson, John-Blair Bickerstaff, Chris Finch, Dean Cooper  
 Athletic Trainer ..... Keith Jones  
 PR Staff ..... Nelson Luis, Tracey Hughes, Bob Schranz  
 Television ..... Bill Worrell, Matt Bullard, Clyde Drexler  
 Radio ..... Craig Ackerman, Joel Blank, Adrian Chavarria (Spanish)  
 Arena ..... Toyota Center (18,023); opened 2003



### FRANCHISE BACKGROUND

Address ..... Toyota Center, 1510 Polk Street  
 ..... Houston, TX 77002  
 Telephone ..... (713) 758-7200  
 Website ..... www.rockets.com  
 History ..... San Diego Rockets, 1967-71;  
 ..... Houston Rockets, 1971-present  
 Colours ..... Red, White and Silver  
 NBA Titles ..... 2 (1994, '95)  
 Conference Titles ..... 4  
 Division Titles ..... 4  
 2011-12 Record ..... 34-32 (.515), 4th in Southwest  
 2012 NBA Playoffs ..... Did Not Qualify

### SERIES RECAP

Current Streak ..... Won 1  
 Current Home Streak ..... Won 5  
 Current Road Streak ..... Lost 5  
 Last Home Win ..... March 7, 2012 (116-98)  
 Last Home Loss ..... March 16, 2007 (114-100)  
 Last Road Win ..... February 28, 2007 (106-90)  
 Last Road Loss ..... February 28, 2012 (88-85)  
 Largest Margin of Victory ..... +21, January 2, 2009  
 Largest Margin of Defeat ..... -30, November 20, 1997  
 Overall Record vs. Houston ..... 14-19  
 Home Record vs. Houston ..... 11-5  
 Road Record vs. Houston ..... 3-14

### ALL-TIME RESULTS VS. HOUSTON

SEASON	DATE	W/L	SCORE	SITE
2011-12	March 7	W	116-98	Toronto
(1-1)	February 28	L	88-85	Houston
2010-11	December 31	L	114-105	Houston
(1-1)	November 19	W	106-96	Toronto
2009-10	March 1	L	116-92	Houston
(1-1)	December 13	W	101-88	Toronto
2008-09	March 3	L	107-97	Houston
(1-1)	January 2	W	94-73	Toronto
2007-08	December 29	L	91-79	Houston
(1-1)	December 9	W	93-80	Toronto
2006-07	March 16	L	114-100	Toronto
(1-1)	February 28	W	106-90	Houston
2005-06	January 6	W	112-92	Toronto
(2-0)	December 21	W	94-81	Houston
2004-05	December 20	L	114-102	Houston
(1-1)	November 3	W	95-88	Toronto
2003-04	March 24	L	90-89	Houston
(1-1)	November 16	W	101-97	Toronto

SEASON	DATE	W/L	SCORE	SITE
2002-03	March 5	L	97-95	Toronto
(0-2)	November 2	L	88-76	Houston
2001-02	March 5	L	112-109	Houston
(1-1)	January 16	W	109-103	Toronto
2000-01	January 16	L	114-99	Houston
(0-2)	January 9	L	110-91	Toronto
1999-00	March 19	W	100-98	Toronto
(2-0)	December 28	W	100-99	Houston
1998-99	March 25	L	113-104	Houston
(0-1)				
1997-98	January 5	L	120-96	Toronto
(0-2)	November 20	L	127-97	Houston
1996-97	February 20	L	107-97	Houston
(1-1)	December 2	W	100-89	Toronto
1995-96	February 27	L	105-100	Houston
(0-2)	November 15	L	96-93	Toronto

## 2011-12 TORONTO VS. HOUSTON

PLAYER	G-GS	MIN	FG-FGA	PCT	3FG-FGA	PCT	FT-FTA	PCT	OFF	DEF	TOT	AST	PF-DQ	STL	TO	BLK	PTS	AVG
DeRozan	2-2	67	14-30	.467	0-3	.000	12-14	.857	2	3	5	5	4-0	2	2	2	40	20.0
Barbosa	2-0	52	11-22	.500	2-6	.333	2-2	1.000	0	7	7	4	9-0	2	3	0	26	13.0
J. Johnson	2-2	51	9-15	.600	0-2	.000	8-10	.800	3	7	10	5	4-0	4	3	2	26	13.0
Kleiza	2-0	44	11-23	.478	3-9	.333	1-2	.500	1	3	4	0	4-0	1	3	1	26	13.0
Calderon	2-2	58	10-20	.500	2-5	.400	2-2	1.000	0	4	4	19	3-0	2	3	0	24	12.0
A. Johnson	2-2	58	12-17	.706	0-0	---	0-0	---	2	12	14	2	6-0	0	3	4	24	12.0
Davis	2-0	46	4-5	.800	0-0	---	3-4	.750	3	14	17	2	6-0	1	1	1	11	5.5
Gray	2-2	41	4-5	.800	0-0	---	3-4	.750	1	12	13	3	8-0	0	1	0	11	5.5
Bayless	2-0	25	3-9	.333	1-3	.333	2-2	1.000	0	2	2	4	6-0	0	8	0	9	4.5
Carter	1-0	13	1-3	.333	0-1	.000	0-0	---	0	0	0	2	1-0	2	1	0	2	2.0
Magloire	2-0	24	1-2	.500	0-0	---	0-2	.000	3	3	6	2	4-0	1	2	0	2	1.0
Butler	1-0	2	0-0	---	0-0	---	0-0	---	0	1	1	1	0-0	0	0	0	0	0.0
<b>RAPTORS</b>	<b>2</b>	<b>480</b>	<b>80-151</b>	<b>.530</b>	<b>8-29</b>	<b>.276</b>	<b>33-42</b>	<b>.786</b>	<b>15</b>	<b>68</b>	<b>83</b>	<b>49</b>	<b>55-0</b>	<b>15</b>	<b>33</b>	<b>10</b>	<b>201</b>	<b>100.5</b>
<b>ROCKETS</b>	<b>2</b>	<b>480</b>	<b>58-145</b>	<b>.400</b>	<b>10-31</b>	<b>.323</b>	<b>60-72</b>	<b>.833</b>	<b>20</b>	<b>51</b>	<b>71</b>	<b>29</b>	<b>35-0</b>	<b>6</b>	<b>30</b>	<b>6</b>	<b>186</b>	<b>93.0</b>

## 2011-12 HOUSTON VS. TORONTO

PLAYER	G-GS	MIN	FG-FGA	PCT	3FG-FGA	PCT	FT-FTA	PCT	OFF	DEF	TOT	AST	PF-DQ	STL	TO	BLK	PTS	AVG
Lowry	2-2	63	12-20	.600	5-5	1.000	13-14	.929	1	5	6	9	7-0	0	6	0	42	21.0
Parsons	2-2	73	8-15	.533	2-5	.400	7-10	.700	3	5	8	5	1-0	3	2	1	25	12.5
Dalembert	2-2	61	9-15	.600	0-0	---	6-9	.667	4	5	9	1	5-0	0	4	3	24	12.0
Scola	2-2	55	7-20	.350	0-0	---	10-12	.833	1	15	16	1	6-0	1	5	0	24	12.0
Martin	2-2	51	4-22	.182	1-9	.111	12-13	.923	0	5	5	5	4-0	0	4	0	21	10.5
Patterson	2-0	53	9-22	.409	0-0	---	3-4	.750	4	7	11	0	2-0	0	1	2	21	10.5
Dragic	2-0	47	5-14	.357	0-3	.000	6-6	1.000	4	1	5	5	6-0	2	4	0	16	8.0
Lee	2-0	50	3-12	.250	2-9	.222	2-2	1.000	2	3	5	2	1-0	0	2	0	10	5.0
Williams	1-0	11	1-4	.250	0-0	---	0-0	---	0	3	3	1	2-0	0	2	0	2	2.0
Morris	1-0	3	0-1	.000	0-0	---	1-2	.500	1	0	1	0	0-0	0	0	0	1	1.0
Budinger	1-0	8	0-0	---	0-0	---	0-0	---	0	2	2	0	1-0	0	0	0	0	0.0
Smith	1-0	3	0-0	---	0-0	---	0-0	---	0	0	0	0	0-0	0	0	0	0	0.0
<b>ROCKETS</b>	<b>2</b>	<b>480</b>	<b>58-145</b>	<b>.400</b>	<b>10-31</b>	<b>.323</b>	<b>60-72</b>	<b>.833</b>	<b>20</b>	<b>51</b>	<b>71</b>	<b>29</b>	<b>35-0</b>	<b>6</b>	<b>30</b>	<b>6</b>	<b>186</b>	<b>93.0</b>
<b>RAPTORS</b>	<b>2</b>	<b>480</b>	<b>80-151</b>	<b>.530</b>	<b>8-29</b>	<b>.276</b>	<b>33-42</b>	<b>.786</b>	<b>15</b>	<b>68</b>	<b>83</b>	<b>49</b>	<b>55-0</b>	<b>15</b>	<b>33</b>	<b>10</b>	<b>201</b>	<b>100.5</b>

## CAREER STATISTICS VS. HOUSTON

PLAYER	G-GS	MIN	FG-FGA	PCT	3FG-FGA	PCT	FT-FTA	PCT	OFF	DEF	TOT	AST	PF-DQ	STL	TO	BLK	PTS	AVG	HI
Anderson	1-0	21	3-6	.500	0-0	---	0-0	---	0	2	2	0	1-0	0	2	0	6	6.0	6
Bargnani	8-6	249	52-96	.542	16-27	.593	14-19	.737	4	40	44	8	23-0	4	15	7	134	16.8	26
Calderon	11-6	306	40-80	.500	7-16	.438	11-12	.917	5	27	32	85	10-0	15	13	1	98	8.9	17
Davis	3-0	67	5-11	.455	0-0	---	3-4	.750	6	18	24	2	8-0	2	2	2	13	4.3	6
DeRozan	6-6	178	31-70	.443	0-5	.000	32-40	.800	3	15	18	6	14-0	5	6	3	94	15.7	37
Fields	3-3	83	8-14	.571	1-3	.333	4-4	1.000	3	12	15	3	7-0	3	1	0	21	7.0	12
Gray	8-2	109	12-29	.414	0-1	.000	3-6	.500	12	23	35	7	24-0	2	5	1	27	3.4	7
Johnson	9-3	157	21-43	.488	0-0	---	9-14	.643	15	28	43	8	22-0	4	7	12	51	5.7	14
Kleiza	17-2	333	55-117	.470	14-45	.311	25-29	.862	13	43	56	13	29-1	5	21	4	149	8.8	19
Lowry	6-1	144	15-35	.429	5-10	.500	15-21	.714	3	16	19	18	7-0	7	8	1	50	8.3	18
Lucas	1-0	23	4-9	.444	0-2	.000	0-0	---	2	1	3	5	4-0	0	3	0	8	8.0	8

## 2012-13 GAMES VS. HOUSTON

**GAME 1**  
**Tuesday, November 27**  
 Toyota Center  
 8:00 p.m.  
 Sportsnet ONE

**GAME 2**  
**Sunday, December 16**  
 Air Canada Centre  
 1:00 p.m.  
 TSN



## INDIANA PACERS

President of Basketball Operations.....	Donnie Walsh
Executive Vice President of Basketball Operations / General Manager.....	Kevin Pritchard
Head Coach.....	Frank Vogel
Associate Head Coach.....	Brian Shaw
Assistant Coaches.....	Jim Boylen, Dan Burke
Athletic Trainer.....	Josh Corbeil
PR Staff.....	David Benner, Krissy Myers, Tim Edwards
Television.....	Quinn Buckner, Chris Denari, Austin Croshere, Brooke Olzendam
Radio.....	Mark Boyle, Bob Leonard, Kevin Lee
Arena.....	Bankers Life Fieldhouse (18,165); opened 1999

### FRANCHISE BACKGROUND

Address.....	125 South Pennsylvania Street Indianapolis, IN 46204
Telephone.....	(317) 917-2500
Website.....	www.pacers.com
History.....	Founded in 1967 (ABA); Joined NBA in 1976
Colours.....	Navy Blue and Gold
NBA Titles.....	0
Conference Titles.....	1
Division Titles.....	4
2011-12 Record.....	42-24 (.636), 2nd in Central
2012 NBA Playoffs.....	Defeated Orlando 4-1; Lost to Miami 4-2

### SERIES RECAP

Current Streak.....	Lost 3
Current Home Streak.....	Lost 2
Current Road Streak.....	Lost 7
Last Home Win.....	March 11, 2011 (108-98)
Last Home Loss.....	January 13, 2012 (95-90)
Last Road Win.....	February 25, 2008 (102-98)
Last Road Loss.....	April 9, 2012 (103-98)
Largest Margin of Victory.....	+23, March 15, 2009
Largest Margin of Defeat.....	-29, April 8, 2009
Overall Record vs. Indiana.....	23-40
Home Record vs. Indiana.....	16-16
Road Record vs. Indiana.....	7-24

### ALL-TIME RESULTS VS. INDIANA

SEASON	DATE	W/L	SCORE	SITE
2011-12 (0-3)	April 9	L	103-98	Indiana
	January 13	L	95-90	Toronto
	December 28	L	90-85	Toronto
2010-11 (1-2)	March 11	W	108-98	Toronto
	January 31	L	104-93	Indiana
	December 6	L	124-100	Indiana
2009-10 (2-2)	February 2	L	130-115	Indiana
	January 31	W	117-102	Toronto
	January 11	L	105-101	Indiana
2008-09 (2-2)	November 24	W	123-112	Toronto
	April 8	L	130-101	Indiana
	March 15	W	110-87	Toronto
2007-08 (3-1)	January 16	L	111-104	Indiana
	December 10	W	101-88	Toronto
	February 29	L	122-111	Toronto
	February 25	W	102-98	Indiana
2006-07 (2-1)	December 14	W	104-93	Indiana
	November 16	W	110-101	Toronto
	February 23	W	110-88	Toronto
	January 27	L	102-84	Indiana
2005-06 (2-2)	November 26	W	92-83	Toronto
	April 17	L	120-95	Toronto
	April 5	L	111-103	Indiana
	March 12	W	93-89	Toronto
2004-05 (1-2)	December 30	W	99-97	Indiana
	April 11	L	94-90	Toronto
	February 2	W	98-97	Indiana
2003-04 (0-4)	December 17	L	89-86	Indiana
	April 7	L	94-90	Toronto
	April 2	L	84-64	Indiana
	March 9	L	94-84	Indiana
	February 6	L	83-77	Toronto

SEASON	DATE	W/L	SCORE	SITE
2002-03 (1-3)	January 31	W	102-90	Toronto
	January 22	L	101-98	Indiana
	November 20	L	97-95	Toronto
2001-02 (3-1)	November 9	L	108-84	Indiana
	April 10	L	98-82	Indiana
	April 7	W	94-84	Toronto
2000-01 (4-0)	December 19	W	102-90	Indiana
	November 4	W	113-110	Toronto
	March 20	W	102-81	Toronto
1999-00 (1-3)	December 20	W	99-98 (OT)	Indiana
	December 12	W	104-90	Toronto
	November 23	W	111-91	Indiana
	April 12	L	77-73	Indiana
1998-99 (1-2)	April 2	L	104-83	Toronto
	February 16	L	109-101	Indiana
	December 14	W	105-97	Toronto
1997-98 (0-4)	April 12	L	109-99	Toronto
	April 1	W	88-87	Toronto
	February 24	L	106-80	Indiana
1996-97 (0-4)	April 17	L	107-98	Indiana
	January 3	L	89-77	Indiana
	December 15	L	108-101	Toronto
	November 15	L	105-77	Toronto
1995-96 (0-4)	April 12	L	100-89	Toronto
	March 25	L	98-84	Toronto
	February 17	L	105-103	Indiana
	December 22	L	111-92	Indiana
	March 17	L	105-96	Indiana
	January 16	L	110-102	Toronto
	December 14	L	102-100	Toronto
	November 4	L	97-89	Indiana

## 2011-12 TORONTO VS. INDIANA

PLAYER	G-GS	MIN	FG-FGA	PCT	3FG-FGA	PCT	FT-FTA	PCT	OFF	DEF	TOT	AST	PF-DQ	STL	TO	BLK	PTS	AVG
Bargnani	1-1	32	9-17	.529	1-3	.333	2-5	.400	1	3	4	5	3-0	1	4	2	21	21.0
DeRozan	3-3	104	21-43	.488	2-6	.333	11-15	.733	2	8	10	2	8-0	3	3	0	55	18.3
Anderson	1-1	26	6-9	.667	4-4	1.000	1-2	.500	1	0	1	0	3-0	0	3	0	17	17.0
Barbosa	2-0	45	13-26	.500	1-3	.333	2-4	.500	5	2	7	0	4-0	1	4	1	29	14.5
Bayless	1-0	18	5-9	.556	2-2	1.000	1-2	.500	0	1	1	1	1-0	0	1	0	13	13.0
Calderon	3-3	109	11-27	.407	3-11	.273	5-5	1.000	0	6	6	29	7-0	2	7	0	30	10.0
A. Johnson	3-3	89	12-18	.667	1-2	.500	2-5	.400	10	12	22	9	12-4	4	5	0	27	9.0
Kleiza	2-0	28	3-13	.231	2-8	.250	10-10	1.000	2	2	4	0	3-0	0	2	1	18	9.0
Davis	3-1	66	8-17	.471	0-0	---	3-6	.500	4	19	23	5	9-0	1	3	2	19	6.3
Forbes	3-0	32	6-15	.400	1-6	.167	3-3	1.000	0	2	2	2	5-0	1	3	1	16	5.3
Gray	1-1	24	2-5	.400	0-0	---	1-2	.500	2	2	4	2	3-0	0	1	2	5	5.0
Butler	2-2	39	3-9	.333	3-7	.429	0-0	---	0	1	1	1	2-0	0	3	0	9	4.5
J. Johnson	3-0	62	6-16	.375	0-0	---	1-2	.500	2	16	18	3	13-0	7	5	4	13	4.3
Magloire	3-0	41	0-3	.000	0-0	---	1-6	.167	3	9	12	0	8-0	0	4	2	1	0.3
Carter	2-0	0	0-0	---	0-0	---	0-0	---	0	0	0	0	0-0	0	0	0	0	0.0
Uzo (TOT)	1-0	6	0-1	.000	0-0	---	0-2	.000	0	1	1	2	0-0	1	0	0	0	0.0
Uzo (TOR)	1-0	6	0-1	.000	0-0	---	0-2	.000	0	1	1	2	0-0	1	0	0	0	0.0
<b>RAPTORS</b>	<b>3</b>	<b>720</b>	<b>105-228</b>	<b>.461</b>	<b>20-52</b>	<b>.385</b>	<b>43-69</b>	<b>.623</b>	<b>32</b>	<b>84</b>	<b>116</b>	<b>61</b>	<b>81-1</b>	<b>21</b>	<b>48</b>	<b>15</b>	<b>273</b>	<b>91.0</b>
<b>PACERS</b>	<b>3</b>	<b>720</b>	<b>98-218</b>	<b>.450</b>	<b>17-40</b>	<b>.425</b>	<b>75-91</b>	<b>.824</b>	<b>30</b>	<b>88</b>	<b>118</b>	<b>51</b>	<b>61-1</b>	<b>25</b>	<b>47</b>	<b>11</b>	<b>288</b>	<b>96.0</b>

## 2011-12 INDIANA VS. TORONTO

PLAYER	G-GS	MIN	FG-FGA	PCT	3FG-FGA	PCT	FT-FTA	PCT	OFF	DEF	TOT	AST	PF-DQ	STL	TO	BLK	PTS	AVG
George	3-3	101	14-26	.538	6-10	.600	9-12	.750	3	13	16	6	8-0	0	4	1	43	14.3
Granger	3-3	80	17-41	.415	3-11	.273	6-6	1.000	3	8	11	3	6-0	4	7	3	43	14.3
Hill	3-1	86	12-25	.480	3-9	.333	16-16	1.000	2	9	11	7	5-0	6	1	1	43	14.3
Barbosa (TOT)	1-0	23	5-9	.556	2-4	.500	2-2	1.000	0	1	1	1	2-0	0	1	0	14	14.0
Barbosa (IND)	1-0	23	5-9	.556	2-4	.500	2-2	1.000	0	1	1	1	2-0	0	1	0	14	14.0
Hibbert	3-3	91	14-26	.538	0-0	---	7-11	.636	9	15	24	5	9-1	2	14	2	35	11.7
West	3-3	94	14-30	.467	0-0	---	6-9	.667	3	13	16	3	9-0	4	6	2	34	11.3
Collison	2-2	76	5-16	.313	1-2	.500	8-10	.800	0	5	5	17	1-0	2	3	0	19	9.5
Hansbrough	3-0	68	6-17	.353	0-0	---	15-17	.882	5	16	21	2	7-0	4	3	1	27	9.0
Price	1-0	12	2-4	.500	1-2	.500	0-0	---	0	0	0	4	2-0	0	2	0	5	5.0
Jones	3-0	48	4-11	.364	1-2	.500	4-6	.667	0	3	3	3	5-0	0	2	0	13	4.3
Amundson	3-0	34	4-12	.333	0-0	---	2-2	1.000	5	4	9	0	7-0	3	1	1	10	3.3
Stephenson	1-0	8	1-1	1.000	0-0	---	0-0	---	0	1	1	0	0-0	0	1	0	2	2.0
<b>PACERS</b>	<b>3</b>	<b>720</b>	<b>98-218</b>	<b>.450</b>	<b>17-40</b>	<b>.425</b>	<b>75-91</b>	<b>.824</b>	<b>30</b>	<b>88</b>	<b>118</b>	<b>51</b>	<b>61-1</b>	<b>25</b>	<b>47</b>	<b>11</b>	<b>288</b>	<b>96.0</b>
<b>RAPTORS</b>	<b>3</b>	<b>720</b>	<b>105-228</b>	<b>.461</b>	<b>20-52</b>	<b>.385</b>	<b>43-69</b>	<b>.623</b>	<b>32</b>	<b>84</b>	<b>116</b>	<b>61</b>	<b>81-1</b>	<b>21</b>	<b>48</b>	<b>15</b>	<b>273</b>	<b>91.0</b>

## CAREER STATISTICS VS. INDIANA

PLAYER	G-GS	MIN	FG-FGA	PCT	3FG-FGA	PCT	FT-FTA	PCT	OFF	DEF	TOT	AST	PF-DQ	STL	TO	BLK	PTS	AVG	HI
Anderson	3-2	91	13-27	.481	7-9	.778	3-6	.500	3	9	12	5	5-0	1	6	0	36	12.0	17
Bargnani	18-12	507	88-200	.440	21-67	.313	40-56	.714	20	70	90	24	57-1	6	35	14	237	13.2	34
Calderon	21-14	657	96-184	.522	20-45	.444	35-39	.897	6	50	56	180	44-0	20	41	2	247	11.8	21
Davis	6-2	144	22-40	.550	0-0	---	6-10	.600	16	34	50	7	19-0	1	7	7	50	8.3	13
DeRozan	8-8	234	39-91	.429	2-8	.250	23-32	.719	5	16	21	9	19-0	9	8	5	103	12.9	23
Fields	7-7	167	21-47	.447	7-18	.389	20-28	.714	8	26	34	12	6-0	9	8	3	69	9.9	17
Gray	8-1	75	10-19	.526	0-0	---	5-8	.625	7	11	18	5	12-0	0	2	4	25	3.1	8
Johnson	15-6	321	49-87	.563	1-2	.500	13-28	.464	39	55	94	22	45-1	12	18	14	112	7.5	18
Kleiza	10-2	207	36-87	.414	9-37	.243	30-35	.857	17	19	36	3	27-0	3	16	2	111	11.1	21
Lowry	6-2	147	23-48	.479	6-18	.333	24-30	.800	9	13	22	31	13-0	8	17	5	76	12.7	19
Lucas	2-0	22	5-10	.500	1-1	1.000	2-2	1.000	0	1	1	0	1-0	1	3	0	13	6.5	13

## 2012-13 GAMES VS. INDIANA

<p><b>GAME 1</b> Wednesday, October 31 Air Canada Centre 7:00 p.m. TSN</p>	<p><b>GAME 2</b> Tuesday, November 13 Bankers Life Fieldhouse 7:00 p.m. TSN</p>	<p><b>GAME 3</b> Friday, February 8 Bankers Life Fieldhouse 7:00 p.m. TSN</p>	<p><b>GAME 4</b> Friday, March 1 Air Canada Centre 7:00 p.m. TSN</p>
--	---	---	--





## LOS ANGELES CLIPPERS

President..... Andy Roeser  
 Vice President of Basketball Operations..... Gary Sacks  
 Head Coach..... Vinny Del Negro  
 Assistant Coaches..... Marc Iavaroni, Bob Ociepka, Robert Pack  
 Athletic Trainer..... Jasen Powell  
 PR Staff..... Joseph Safely, Rob Raichlen, Seth Burton, Ta'Nisha Cooper, Steven Esparza  
 Television..... Ralph Lawler, Michael Smith  
 Radio..... Brian Sieman, Ralph Lawler, Michael Smith, Celso Gaspar (Spanish)  
 Arena..... STAPLES Center (19,060); opened 1999

### FRANCHISE BACKGROUND

Address..... 1111 South Centinela Blvd., Suite 1100  
 Los Angeles, CA 90015  
 Telephone..... (310) 862-6000  
 Website..... www.clippers.com  
 History..... Buffalo Braves, 1970-78;  
 San Diego Clippers, 1978-84;  
 Los Angeles Clippers, 1984-present  
 Colours..... Red, White and Blue  
 NBA Titles..... 0  
 Conference Titles..... 0  
 Division Titles..... 0  
 2011-12 Record..... 40-26 (.606), 2nd in Pacific  
 2012 NBA Playoffs..... Defeated Memphis 4-3;  
 Lost to San Antonio 4-0

### SERIES RECAP

Current Streak..... Lost 2  
 Current Home Streak..... Won 3  
 Current Road Streak..... Lost 2  
 Last Home Win..... February 13, 2011 (98-93)  
 Last Home Loss..... February 8, 2008 (102-98)  
 Last Road Win..... November 13, 2009 (104-89)  
 Last Road Loss..... January 22, 2012 (103-91)  
 Largest Margin of Victory..... +24, March 22, 2009  
 Largest Margin of Defeat..... -32, March 13, 1998  
 Overall Record vs. L.A. Clippers..... 19-13  
 Home Record vs. L.A. Clippers..... 11-5  
 Road Record vs. L.A. Clippers..... 8-8

### ALL-TIME RESULTS VS. L.A. CLIPPERS

SEASON	DATE	W/L	SCORE	SITE
2011-12	January 22	L	103-91	Los Angeles
2010-11	March 26	L	94-90	Los Angeles
(1-1)	February 13	W	98-93	Toronto
2009-10	March 31	W	114-92	Toronto
(2-0)	November 13	W	104-89	Los Angeles
2008-09	March 22	W	100-76	Toronto
(2-0)	December 22	W	97-75	Los Angeles
2007-08	February 8	L	102-98	Toronto
(1-1)	December 18	W	80-77	Los Angeles
2006-07	February 4	W	122-110	Toronto
(2-0)	December 20	W	98-96	Los Angeles
2005-06	February 5	L	115-113 (OT)	Toronto
(0-2)	November 23	L	103-100	Los Angeles
2004-05	February 13	W	109-106	Toronto
(1-1)	November 16	L	101-89	Los Angeles
2003-04	January 9	L	78-68	Toronto
(1-1)	December 28	W	94-88	Los Angeles

SEASON	DATE	W/L	SCORE	SITE
2002-03	March 16	L	111-110	Los Angeles
(1-1)	February 2	W	100-86	Toronto
2001-02	January 13	L	79-72	Toronto
(1-1)	November 16	W	94-85	Los Angeles
2000-01	January 2	L	110-97	Los Angeles
(1-1)	December 1	W	104-95	Toronto
1999-00	March 8	W	95-94	Los Angeles
(2-0)	November 19	W	106-100	Toronto
1998-99	March 19	W	93-82	Toronto
(1-0)				
1997-98	March 13	L	152-120	Los Angeles
(1-1)	January 14	W	109-101	Toronto
1996-97	February 28	L	94-92	Los Angeles
(0-2)	January 7	L	87-80	Toronto
1995-96	April 2	W	104-103 (OT)	Toronto
(2-0)	February 3	W	119-113 (OT)	Los Angeles

## 2011-12 TORONTO VS. L.A. CLIPPERS

PLAYER	G-GS	MIN	FG-FGA	PCT	3FG-FGA	PCT	FT-FTA	PCT	OFF	DEF	TOT	AST	PF-DQ	STL	TO	BLK	PTS	AVG
Barbosa	1-0	24	7-12	.583	3-4	.750	2-2	1.000	0	1	1	1	5-0	3	0	0	19	19.0
Kleiza	1-0	29	5-10	.500	2-5	.400	4-4	1.000	2	2	4	3	3-0	1	4	0	16	16.0
DeRozan	1-1	33	4-19	.211	0-2	.000	7-8	.875	6	2	8	1	4-0	3	2	0	15	15.0
Bayless	1-0	18	2-9	.222	0-1	.000	3-4	.750	1	0	1	5	0-0	2	3	0	7	7.0
Davis	1-1	31	1-5	.200	0-0	---	5-6	.833	0	5	5	1	4-0	0	0	1	7	7.0
Forbes	1-0	8	2-4	.500	0-2	.000	3-4	.750	0	0	0	1	1-0	1	2	0	7	7.0
J. Johnson	1-1	19	3-8	.375	1-2	.500	0-0	---	0	2	2	2	4-0	2	2	3	7	7.0
Gray	1-0	15	3-3	1.000	0-0	---	0-1	.000	4	4	8	1	4-0	2	0	0	6	6.0
Butler	1-0	17	1-2	.500	1-1	1.000	0-0	---	0	4	4	2	2-0	1	1	0	3	3.0
Calderon	1-1	24	1-8	.125	1-2	.500	0-0	---	0	2	2	4	0-0	0	2	0	3	3.0
A. Johnson	1-1	7	0-0	---	0-0	---	1-2	.500	0	1	1	0	2-0	0	1	0	1	1.0
Magloire	1-0	13	0-1	.000	0-0	---	0-0	---	1	3	4	0	2-0	0	1	0	0	0.0
<b>RAPTORS</b>	<b>1</b>	<b>240</b>	<b>29-81</b>	<b>.358</b>	<b>8-19</b>	<b>.421</b>	<b>25-31</b>	<b>.806</b>	<b>14</b>	<b>26</b>	<b>40</b>	<b>21</b>	<b>31-0</b>	<b>15</b>	<b>18</b>	<b>4</b>	<b>91</b>	<b>91.0</b>
<b>CLIPPERS</b>	<b>1</b>	<b>240</b>	<b>35-72</b>	<b>.486</b>	<b>8-21</b>	<b>.381</b>	<b>25-40</b>	<b>.625</b>	<b>9</b>	<b>35</b>	<b>44</b>	<b>26</b>	<b>24-0</b>	<b>14</b>	<b>22</b>	<b>9</b>	<b>103</b>	<b>103.0</b>

## 2011-12 L.A. CLIPPERS VS. TORONTO

PLAYER	G-GS	MIN	FG-FGA	PCT	3FG-FGA	PCT	FT-FTA	PCT	OFF	DEF	TOT	AST	PF-DQ	STL	TO	BLK	PTS	AVG
Williams	1-0	27	8-15	.533	3-6	.500	7-7	1.000	0	0	0	2	5-0	1	5	1	26	26.0
Griffin	1-1	31	6-11	.545	0-0	---	6-14	.429	0	9	9	3	1-0	1	3	1	18	18.0
Jordan	1-1	25	7-9	.778	0-0	---	2-4	.500	5	11	16	0	2-0	1	0	2	16	16.0
Butler	1-1	24	6-10	.600	1-2	.500	2-5	.400	0	2	2	0	1-0	1	2	1	15	15.0
Foye	1-1	30	5-8	.625	3-4	.750	2-2	1.000	0	3	3	4	2-0	2	4	3	15	15.0
Billups	1-1	31	1-9	.111	1-7	.143	2-2	1.000	0	1	1	14	1-0	1	2	1	5	5.0
Thompkins	1-0	3	1-2	.500	0-0	---	1-2	.500	0	0	0	0	1-0	0	0	0	3	3.0
Gomes	1-0	24	1-5	.200	0-1	.000	0-0	---	1	7	8	2	2-0	3	0	0	2	2.0
Jones	1-0	23	0-1	.000	0-0	---	2-2	1.000	2	0	2	1	3-0	2	0	0	2	2.0
Evans	1-0	14	0-1	.000	0-0	---	1-2	.500	1	2	3	0	4-0	2	1	0	1	1.0
Fortson	1-0	6	0-1	.000	0-1	.000	0-0	---	0	0	0	0	1-0	0	3	0	0	0.0
Leslie	1-0	3	0-0	---	0-0	---	0-0	---	0	0	0	0	1-0	0	0	0	0	0.0
<b>CLIPPERS</b>	<b>1</b>	<b>240</b>	<b>35-72</b>	<b>.486</b>	<b>8-21</b>	<b>.381</b>	<b>25-40</b>	<b>.625</b>	<b>9</b>	<b>35</b>	<b>44</b>	<b>26</b>	<b>24-0</b>	<b>14</b>	<b>22</b>	<b>9</b>	<b>103</b>	<b>103.0</b>
<b>RAPTORS</b>	<b>1</b>	<b>240</b>	<b>29-81</b>	<b>.358</b>	<b>8-19</b>	<b>.421</b>	<b>25-31</b>	<b>.806</b>	<b>14</b>	<b>26</b>	<b>40</b>	<b>21</b>	<b>31-0</b>	<b>15</b>	<b>18</b>	<b>4</b>	<b>91</b>	<b>91.0</b>

## CAREER STATISTICS VS. L.A. CLIPPERS

PLAYER	G-GS	MIN	FG-FGA	PCT	3FG-FGA	PCT	FT-FTA	PCT	OFF	DEF	TOT	AST	PF-DQ	STL	TO	BLK	PTS	AVG	HI
Anderson	1-0	4	0-0	---	0-0	---	0-0	---	1	0	1	1	0-0	0	0	0	0	0.0	0
Bargnani	8-4	231	39-98	.398	9-34	.265	21-25	.840	4	31	35	6	18-0	5	10	9	108	13.5	27
Calderon	12-10	359	47-100	.470	9-22	.409	27-30	.900	7	27	34	90	25-0	11	20	2	130	10.8	18
Davis	3-2	107	15-24	.625	0-0	---	11-15	.733	11	19	30	5	14-0	2	0	4	41	13.7	21
DeRozan	5-4	142	20-65	.308	0-5	.000	11-15	.733	9	13	22	5	12-0	5	9	1	51	10.2	17
Fields	3-2	90	8-23	.348	0-5	.000	3-4	.750	3	8	11	6	2-0	3	2	0	19	6.3	8
Gray	5-1	72	16-20	.800	0-0	---	4-6	.667	10	13	23	3	16-1	2	3	1	36	7.2	9
Johnson	9-4	140	14-32	.438	0-0	---	3-7	.429	12	24	36	4	21-0	7	3	7	31	3.4	8
Kleiza	15-1	266	32-90	.356	6-34	.176	21-29	.724	16	27	43	12	23-0	5	9	2	91	6.1	16
Lowry	14-7	405	62-126	.492	12-35	.343	54-73	.740	11	44	55	65	43-0	10	24	5	190	13.6	24
Lucas	2-0	16	4-6	.667	2-2	1.000	0-0	---	0	0	0	0	2-0	1	0	0	10	5.0	7

## 2012-13 GAMES VS. L.A. CLIPPERS

**GAME 1**  
 Sunday, December 9  
 Staples Center  
 3:30 p.m.  
 TSN

**GAME 2**  
 Friday, February 1  
 Air Canada Centre  
 7:00 p.m.  
 TSN



## LOS ANGELES LAKERS

General Manager..... Mitch Kupchak  
 Head Coach..... Mike Brown  
 Assistant Coaches..... Eddie Jordan, Steve Clifford, Bernie Bickerstaff, Chuck Person, Darwin Ham  
 Athletic Trainer..... Gary Vitti  
 PR Staff..... John Black, Alison Bogli, Josh Rupprecht, Nick Mazzella, Matt Fleer  
 Television..... Bill Macdonald, Stu Lantz  
 Radio..... John Ireland, Mychal Thompson, Fernando Gonzalez (Spanish), Pepe Mantilla (Spanish)  
 Arena..... STAPLES Center (18,997); opened 1999

### FRANCHISE BACKGROUND

Address..... 555 North Nash Street  
 El Segundo, CA 90245  
 Telephone..... (310) 426-6000  
 Website..... www.lakers.com  
 History..... Minneapolis Lakers, 1948-60;  
 Los Angeles Lakers, 1960-present  
 Colours..... Purple and Gold  
 NBA Titles: 16 (1949, '50, '52, '53, '54, '72, '80, '82, '85, '87, '88,  
 '2000, '01, '02, '09, '10)  
 Conference Titles..... 31  
 Division Titles..... 33  
 2011-12 Record..... 41-25 (621), 1st in Pacific  
 2012 NBA Playoffs..... Defeated Denver 4-3;  
 Lost to Oklahoma City 4-1

### SERIES RECAP

Current Streak..... Lost 4  
 Current Home Streak..... Lost 2  
 Current Road Streak..... Lost 9  
 Last Home Win..... January 24, 2010 (106-105)  
 Last Home Loss..... February 12, 2012 (94-92)  
 Last Road Win..... December 28, 2001 (89-86)  
 Last Road Loss..... November 5, 2010 (108-103)  
 Largest Margin of Victory..... +9, November 21, 1999  
 Largest Margin of Defeat..... -20, 2X - last: February 1, 2008  
 Overall Record vs. L.A. Lakers..... 6-25  
 Home Record vs. L.A. Lakers..... 4-12  
 Road Record vs. L.A. Lakers..... 2-13

### ALL-TIME RESULTS VS. L.A. LAKERS

SEASON	DATE	W/L	SCORE	SITE
2011-12	February 12	L	94-92	Toronto
(0-1)				
2010-11	December 19	L	120-110	Toronto
(0-2)	November 5	L	108-103	Los Angeles
2009-10	March 9	L	109-107	Los Angeles
(1-1)	January 24	W	106-105	Toronto
2008-09	February 4	L	115-107	Toronto
(0-2)	November 30	L	112-99	Los Angeles
2007-08	March 11	L	117-108	Los Angeles
(0-2)	February 1	L	121-101	Toronto
2006-07	February 9	W	96-92	Toronto
(1-1)	November 17	L	107-100	Los Angeles
2005-06	January 22	L	122-104	Los Angeles
(0-2)	December 7	L	102-91	Toronto
2004-05	February 27	W	108-102	Toronto
(1-1)	December 28	L	117-99	Los Angeles

SEASON	DATE	W/L	SCORE	SITE
2003-04	February 1	L	84-83	Toronto
(0-2)	November 12	L	94-79	Los Angeles
2002-03	December 29	L	104-88	Los Angeles
(0-2)	December 22	L	109-107 (OT)	Toronto
2001-02	January 6	L	109-89	Toronto
(1-1)	December 28	W	89-86	Los Angeles
2000-01	March 7	L	97-85	Los Angeles
(0-2)	December 17	L	104-101	Toronto
1999-00	December 19	L	94-88	Toronto
(1-1)	November 21	W	111-102	Los Angeles
1997-98	March 31	L	114-105	Toronto
(0-2)	November 30	L	105-99	Los Angeles
1996-97	March 16	L	98-90 (OT)	Los Angeles
(1-1)	November 8	W	93-92	Toronto
1995-96	March 31	L	111-106	Toronto
(0-2)	December 8	L	120-103	Los Angeles

## 2011-12 TORONTO VS. L.A. LAKERS

PLAYER	G-GS	MIN	FG-FGA	PCT	3FG-FGA	PCT	FT-FTA	PCT	OFF	DEF	TOT	AST	PF-DQ	STL	TO	BLK	PTS	AVG
Calderon	1-1	37	13-18	.722	4-4	1.000	0-0	---	0	2	2	6	0-0	0	2	0	30	30.0
Kleiza	1-0	27	6-11	.545	1-5	.200	2-2	1.000	0	4	4	3	2-0	1	2	0	15	15.0
Barbosa	1-0	16	4-11	.364	0-0	---	4-4	1.000	0	0	0	0	1-0	2	1	0	12	12.0
Davis	1-0	29	4-6	.667	0-0	---	1-2	.500	2	6	8	1	0-0	1	0	0	9	9.0
DeRozan	1-1	37	2-13	.154	0-1	.000	4-5	.800	0	2	2	7	3-0	2	4	0	8	8.0
J. Johnson	1-1	25	3-8	.375	0-0	---	1-2	.500	2	4	6	2	3-0	1	0	1	7	7.0
Gray	1-1	26	2-5	.400	0-0	---	0-0	---	2	5	7	0	4-0	3	2	1	4	4.0
Magloire	1-0	15	2-4	.500	0-0	---	0-2	.000	1	6	7	0	3-0	0	1	1	4	4.0
Carter	1-0	11	1-2	.500	1-1	1.000	0-0	---	0	1	1	1	0-0	0	1	0	3	3.0
Butler	1-0	0	0-0	---	0-0	---	0-0	---	0	0	0	0	1-0	0	0	0	0	0.0
A. Johnson	1-1	16	0-0	---	0-0	---	0-0	---	0	2	2	0	2-0	1	0	0	0	0.0
<b>RAPTORS</b>	<b>1</b>	<b>240</b>	<b>37-78</b>	<b>.474</b>	<b>6-11</b>	<b>.545</b>	<b>12-17</b>	<b>.706</b>	<b>7</b>	<b>32</b>	<b>39</b>	<b>20</b>	<b>19-0</b>	<b>11</b>	<b>14</b>	<b>3</b>	<b>92</b>	<b>94.0</b>
<b>LAKERS</b>	<b>1</b>	<b>240</b>	<b>35-81</b>	<b>.432</b>	<b>10-23</b>	<b>.435</b>	<b>14-20</b>	<b>.700</b>	<b>12</b>	<b>29</b>	<b>41</b>	<b>19</b>	<b>14-0</b>	<b>6</b>	<b>15</b>	<b>3</b>	<b>94</b>	<b>94.0</b>

## 2011-12 L.A. LAKERS VS. TORONTO

PLAYER	G-GS	MIN	FG-FGA	PCT	3FG-FGA	PCT	FT-FTA	PCT	OFF	DEF	TOT	AST	PF-DQ	STL	TO	BLK	PTS	AVG
Bryant	1-1	34	9-23	.391	3-7	.429	6-8	.750	0	2	2	1	1-0	2	4	0	27	27.0
Gasol	1-1	37	6-15	.400	0-0	---	4-4	1.000	5	12	17	6	1-0	0	3	0	16	16.0
Bynum	1-1	39	7-13	.538	0-0	---	0-2	.000	3	6	9	1	1-0	1	3	2	14	14.0
World Peace	1-1	27	3-4	.750	2-3	.667	1-2	.500	0	2	2	2	1-0	2	1	0	9	9.0
Blake	1-0	29	2-6	.333	1-4	.250	2-2	1.000	1	1	2	4	0-0	0	3	0	7	7.0
Goudelock	1-0	16	3-7	.429	1-3	.333	0-0	---	1	0	1	1	0-0	0	0	0	7	7.0
Murphy	1-0	20	2-4	.500	2-3	.667	0-0	---	1	1	2	0	4-0	0	0	0	6	6.0
Barnes	1-0	19	1-5	.200	1-2	.500	1-2	.500	1	4	5	2	2-0	1	1	1	4	4.0
Fisher	1-1	19	2-4	.500	0-1	.000	0-0	---	0	1	1	2	4-0	0	0	0	4	4.0
Kapono	1-0	0	0-0	---	0-0	---	0-0	---	0	0	0	0	0-0	0	0	0	0	0.0
<b>LAKERS</b>	<b>1</b>	<b>240</b>	<b>35-81</b>	<b>.432</b>	<b>10-23</b>	<b>.435</b>	<b>14-20</b>	<b>.700</b>	<b>12</b>	<b>29</b>	<b>41</b>	<b>19</b>	<b>14-0</b>	<b>6</b>	<b>15</b>	<b>3</b>	<b>94</b>	<b>94.0</b>
<b>RAPTORS</b>	<b>1</b>	<b>240</b>	<b>37-78</b>	<b>.474</b>	<b>6-11</b>	<b>.545</b>	<b>12-17</b>	<b>.706</b>	<b>7</b>	<b>32</b>	<b>39</b>	<b>20</b>	<b>19-0</b>	<b>11</b>	<b>14</b>	<b>3</b>	<b>92</b>	<b>92.0</b>

## CAREER STATISTICS VS. L.A. LAKERS

PLAYER	G-GS	MIN	FG-FGA	PCT	3FG-FGA	PCT	FT-FTA	PCT	OFF	DEF	TOT	AST	PF-DQ	STL	TO	BLK	PTS	AVG	HI
Bargnani	9-7	294	51-118	.432	16-41	.390	33-39	.846	9	41	50	10	23-0	3	13	10	151	16.8	28
Calderon	12-6	314	60-118	.508	9-29	.310	13-13	1.000	6	23	29	72	9-0	11	17	0	142	11.8	30
Davis	2-1	46	4-9	.444	0-0	---	1-2	.500	4	7	11	1	1-0	1	0	0	9	4.5	9
DeRozan	5-5	156	23-61	.377	0-3	.000	21-26	.808	4	9	13	10	16-0	5	12	1	67	13.4	23
Fields	4-4	127	10-30	.333	3-10	.300	6-10	.600	3	17	20	7	10-0	4	2	0	29	7.3	12
Gray	9-2	133	22-39	.564	0-0	---	2-7	.286	19	23	42	4	20-0	5	9	3	46	5.1	11
Johnson	8-2	149	21-37	.568	0-0	---	7-10	.700	16	35	51	6	21-0	7	9	6	49	6.1	14
Kleiza	16-2	335	75-139	.540	22-59	.373	19-24	.792	11	53	64	17	44-0	10	20	1	191	11.9	29
Lowry	15-4	352	31-96	.323	8-38	.211	26-33	.788	22	31	53	70	25-0	13	21	2	96	6.4	22
Lucas	4-0	40	7-14	.500	1-6	.167	4-4	1.000	1	6	7	4	6-0	2	2	0	19	4.8	13

## 2012-13 GAMES VS. L.A. LAKERS

**GAME 1**  
**Sunday, January 20**  
 Air Canada Centre  
 1:00 p.m.  
 TSN2

**GAME 2**  
**Friday, March 8**  
 Staples Center  
 10:30 p.m.  
 TSN2



## MEMPHIS GRIZZLIES

General Manager/VP of Basketball Operations..... Chris Wallace  
 Head Coach..... Lionel Hollins  
 Assistant Coaches..... David Joerger, Henry Bibby, Bob Thornton, Barry Hecker, Lloyd Pierce  
 Head Athletic Trainer..... Drew Graham  
 PR Staff..... Jason Wallace, Ross Wooden, Toiyaa Crawford  
 Television..... Pete Pranita, Sean Tuohy, Brevin Knight, Rob Fischer  
 Radio..... Eric Hasseltine, Hank McDowell, Elliot Perry  
 Arena..... FedExForum (18,119); opened 2004

### FRANCHISE BACKGROUND

Address..... 191 Beale Street  
 ..... Memphis, TN 38103  
 Telephone..... (901) 205-1234  
 Website..... www.grizzlies.com  
 History..... Vancouver, 1995-01; Memphis 2001-present  
 Colours..... Teal, Red, Bronze and Black  
 NBA Titles..... 0  
 Conference Titles..... 0  
 Division Titles..... 0  
 2011-2012 Record..... 41-25 (.621), 2nd in Southwest  
 2012 NBA Playoffs..... Lost to L.A. Clippers 4-3

### SERIES RECAP

Current Streak..... Won 1  
 Current Home Streak..... Lost 3  
 Current Road Streak..... Won 1  
 Last Home Win..... January 9, 2009 (103-82)  
 Last Home Loss..... March 2, 2012 (102-99)  
 Last Road Win..... March 16, 2012 (114-110 OT)  
 Last Road Loss..... December 27, 2010 (96-85)  
 Largest Margin of Victory..... +21, January 9, 2009  
 Largest Margin of Defeat..... -30, April 6, 2005  
 Overall Record vs. Memphis..... 14-19  
 Home Record vs. Memphis..... 8-9  
 Road Record vs. Memphis..... 6-10

### ALL-TIME RESULTS VS. MEMPHIS

SEASON	DATE	W/L	SCORE	SITE
2011-12	March 16	W	114-110 (OT)	Memphis
(1-1)	March 2	L	102-99	Toronto
2010-11	January 24	L	100-98	Toronto
(0-2)	December 27	L	96-85	Memphis
2009-10	February 17	L	109-102 OT	Toronto
(0-2)	October 30	L	115-107	Memphis
2008-09	February 7	L	78-70	Memphis
(1-1)	January 9	W	103-82	Toronto
2007-08	November 28	W	103-91	Toronto
(2-0)	November 21	W	95-89	Memphis
2006-07	March 7	W	94-87	Toronto
(1-1)	December 30	L	110-104	Memphis
2005-06	February 21	L	94-88	Memphis
(0-2)	November 30	L	92-66	Toronto
2004-05	April 6	L	104-74	Toronto
(0-2)	March 4	L	86-75	Memphis
2003-04	March 28	L	94-88	Toronto
(0-2)	March 23	L	95-86	Memphis

SEASON	DATE	W/L	SCORE	SITE
2002-03	March 9	L	119-106	Toronto
(1-1)	December 1	W	92-87	Memphis
2001-02	January 8	L	84-81	Memphis
(1-1)	November 29	W	91-88	Toronto
2000-01	March 25	W	102-92	Toronto
(2-0)	March 11	W	101-84	Vancouver
1999-00	March 5	W	94-92	Vancouver
(1-1)	January 9	L	107-97	Toronto
1998-99	February 21	W	102-87	Toronto
(1-0)				
1997-98	March 8	L	113-106	Vancouver
(1-1)	February 22	W	113-105 (OT)	Toronto
1996-97	March 9	W	81-77	Toronto
(1-1)	January 19	L	100-92	Vancouver
1995-96	January 25	L	106-101 (OT)	Toronto
(1-1)	December 10	W	93-81	Vancouver



## 2011-12 TORONTO VS. MEMPHIS

PLAYER	G-6S	MIN	FG-FGA	PCT	3FG-FGA	PCT	FT-FTA	PCT	OFF	DEF	TOT	AST	PF-DQ	STL	TO	BLK	PTS	AVG
Bayless	2-1	62	14-26	.538	4-8	.500	14-16	.875	1	5	6	13	7-1	3	3	1	46	23.0
Forbes	1-0	22	6-9	.667	1-1	1.000	7-11	.636	1	3	4	2	1-0	0	1	0	20	20.0
Bargnani	1-1	39	4-17	.235	2-5	.400	8-9	.889	2	5	7	1	3-0	0	5	0	18	18.0
J. Johnson	2-2	55	11-20	.550	1-1	1.000	5-6	.833	2	10	12	2	9-1	5	5	3	28	14.0
Barbosa	1-0	20	6-9	.667	1-3	.333	0-0	---	0	2	2	2	3-0	0	2	0	13	13.0
DeRozan	2-2	80	9-24	.375	0-2	.000	4-4	1.000	0	3	3	4	6-0	1	2	2	22	11.0
Calderon	1-1	34	3-9	.333	2-5	.400	2-3	.667	0	2	2	9	0-0	1	4	0	20	10.0
A. Johnson	2-1	51	9-11	.818	0-1	.000	1-2	.500	2	8	10	3	10-0	1	3	1	19	9.5
Kleiza	2-0	46	5-13	.385	2-5	.400	2-2	1.000	0	10	10	2	5-0	0	3	0	14	7.0
Gray	2-2	45	4-6	.667	0-0	---	1-2	.500	3	8	11	3	7-0	1	5	1	9	4.5
Davis	2-0	26	3-5	.600	0-0	---	1-1	1.000	2	3	5	3	4-0	0	1	2	7	3.5
Magloire	2-0	24	3-4	.750	0-0	---	1-2	.500	0	3	3	0	0-0	1	4	2	7	3.5
Butler	1-0	0	0-0	---	0-0	---	0-0	---	0	0	0	0	0-0	0	0	0	0	0.0
<b>RAPTORS</b>	<b>2</b>	<b>505</b>	<b>77-153</b>	<b>.503</b>	<b>13-31</b>	<b>.419</b>	<b>46-58</b>	<b>.793</b>	<b>13</b>	<b>62</b>	<b>75</b>	<b>44</b>	<b>61-2</b>	<b>13</b>	<b>38</b>	<b>12</b>	<b>213</b>	<b>106.5</b>
<b>GRIZZLIES</b>	<b>2</b>	<b>505</b>	<b>75-163</b>	<b>.460</b>	<b>9-27</b>	<b>.333</b>	<b>53-83</b>	<b>.639</b>	<b>23</b>	<b>57</b>	<b>80</b>	<b>41</b>	<b>47-1</b>	<b>22</b>	<b>27</b>	<b>13</b>	<b>212</b>	<b>106.0</b>

## 2011-12 MEMPHIS VS. TORONTO

PLAYER	G-6S	MIN	FG-FGA	PCT	3FG-FGA	PCT	FT-FTA	PCT	OFF	DEF	TOT	AST	PF-DQ	STL	TO	BLK	PTS	AVG
Randolph	1-0	25	9-14	.643	0-0	---	7-14	.500	6	3	9	1	1-0	2	0	0	25	25.0
Gasol	2-2	88	20-36	.556	0-0	---	9-14	.643	4	9	13	4	6-0	2	6	4	49	24.5
Gay	2-2	80	18-35	.514	3-6	.500	10-11	.909	4	19	23	6	10-1	2	6	2	49	24.5
Conley	2-2	83	9-21	.429	3-7	.429	8-13	.615	1	4	5	15	6-0	5	3	1	29	14.5
Mayo	2-0	67	7-20	.350	3-9	.333	9-10	.900	0	9	9	7	6-0	3	3	1	26	13.0
Cunningham	2-0	46	7-14	.500	0-0	---	3-6	.500	2	3	5	2	3-0	3	0	1	17	8.5
Allen	2-2	45	2-7	.286	0-0	---	3-7	.429	4	1	5	3	5-0	1	5	2	7	3.5
Haddadi	1-0	5	0-0	---	0-0	---	2-4	.500	1	1	2	0	0-0	0	1	1	2	2.0
Selby	1-0	5	1-2	.500	0-1	.000	0-0	---	0	0	0	1	0-0	0	0	0	2	2.0
Speights (TOT)	2-2	28	1-6	.167	0-0	---	2-4	.500	0	6	6	1	6-0	0	1	1	4	2.0
Speights (MEM)	2-2	28	1-6	.167	0-0	---	2-4	.500	0	6	6	1	6-0	0	1	1	4	2.0
Pondexter	2-0	32	1-7	.143	0-4	.000	0-0	---	1	2	3	0	4-0	3	2	0	2	1.0
Young	1-0	2	0-1	.000	0-0	---	0-0	---	0	0	0	1	0-0	1	0	0	0	0.0
<b>GRIZZLIES</b>	<b>2</b>	<b>505</b>	<b>75-163</b>	<b>.460</b>	<b>9-27</b>	<b>.333</b>	<b>53-83</b>	<b>.639</b>	<b>23</b>	<b>57</b>	<b>80</b>	<b>41</b>	<b>47-1</b>	<b>22</b>	<b>27</b>	<b>13</b>	<b>212</b>	<b>106.0</b>
<b>RAPTORS</b>	<b>2</b>	<b>505</b>	<b>77-153</b>	<b>.503</b>	<b>13-31</b>	<b>.419</b>	<b>46-58</b>	<b>.793</b>	<b>13</b>	<b>62</b>	<b>75</b>	<b>44</b>	<b>61-2</b>	<b>13</b>	<b>38</b>	<b>12</b>	<b>213</b>	<b>106.5</b>

## CAREER STATISTICS VS. MEMPHIS

PLAYER	G-6S	MIN	FG-FGA	PCT	3FG-FGA	PCT	FT-FTA	PCT	OFF	DEF	TOT	AST	PF-DQ	STL	TO	BLK	PTS	AVG	HI
Anderson	2-2	36	3-11	.273	0-2	.000	0-0	---	2	1	3	2	2-0	0	1	1	6	3.0	4
Bargnani	10-7	337	55-146	.377	13-40	.325	30-40	.750	16	56	72	15	33-1	3	22	8	153	15.3	29
Calderon	11-8	362	47-101	.465	10-27	.370	28-31	.903	3	33	36	79	20-0	9	31	0	132	12.0	18
Davis	4-0	73	6-12	.500	0-0	---	1-2	.500	6	5	11	3	9-0	1	2	8	13	3.3	7
DeRozan	6-6	200	32-74	.432	0-5	.000	16-21	.762	7	17	24	10	13-0	2	7	5	80	13.3	25
Fields	3-3	90	13-23	.565	5-8	.625	2-2	1.000	2	13	15	10	7-0	2	6	0	33	11.0	16
Gray	13-3	185	14-28	.500	0-0	---	9-11	.818	19	31	50	10	40-1	4	15	9	37	2.8	8
Johnson	8-3	156	21-32	.656	0-1	.000	3-5	.600	7	26	33	12	29-0	2	7	10	45	5.6	10
Kleiza	16-3	325	54-127	.425	11-48	.229	24-35	.686	9	46	55	9	35-0	4	21	3	143	8.9	22
Lowry	12-7	354	50-105	.476	16-42	.381	38-44	.864	14	26	40	97	32-0	21	35	2	154	12.8	28
Lucas	4-1	42	9-22	.409	4-10	.400	2-4	.500	2	1	3	6	3-0	1	5	0	24	6.0	8

## 2012-13 GAMES VS. MEMPHIS

**GAME 1**  
**Wednesday, November 28**  
 FedExForum  
 8:00 p.m.  
 Sportsnet ONE

**GAME 2**  
**Wednesday, February 20**  
 Air Canada Centre  
 7:00 p.m.  
 Sportsnet

# MIAMI HEAT

President..... Pat Riley  
 Head Coach..... Erik Spoelstra  
 Assistant Coaches..... Bob McAdoo, Keith Askins, Ron Rothstein, David Fizdale, Chad Kammerer  
 Athletic Trainer..... Jay Sabol  
 PR staff..... Tim Donovan, Rob Wilson, Michael Lissack, Nick Maiorana  
 Television..... Eric Reid, Tony Fiorentino, Jason Jackson  
 Radio..... Mike Inglis, John Crotty, Jose Paneda (Spanish), Joe Pujala (Spanish)  
 Arena..... AmericanAirlines Arena (19,600); opened in 2000

## FRANCHISE BACKGROUND

Address..... 601 Biscayne Blvd.  
 Miami, FL 33132  
 Telephone..... (786) 777-4328  
 Website..... www.heat.com  
 History..... Founded in 1988  
 Colours..... Red, Yellow, Black and White  
 NBA Titles..... 2 (2006, 2012)  
 Conference Titles..... 3  
 Division Titles..... 9  
 2011-12 Record..... 46-20 (.697), 1st in Southeast  
 2012 NBA Playoffs..... Defeated New York 4-1; Defeated Indiana 4-2  
 Defeated Boston 4-3; Defeated Oklahoma City 4-1

## SERIES RECAP

Current Streak..... Lost 8  
 Current Home Streak..... Lost 3  
 Current Road Streak..... Lost 6  
 Last Home Win..... January 27, 2010 (111-103)  
 Last Home Loss..... March 30, 2012 (113-101)  
 Last Road Win..... November 19, 2008 (101-95)  
 Last Road Loss..... April 18, 2012 (96-72)  
 Largest Margin of Victory..... +42, March 19, 2008  
 Largest Margin of Defeat..... -30, March 8, 1996  
 Overall Record vs. Miami..... 21-40  
 Home Record vs. Miami..... 13-16  
 Road Record vs. Miami..... 8-24

## ALL-TIME RESULTS VS. MIAMI

SEASON	DATE	W/L	SCORE	SITE
2011-12 (0-4)	April 18	L	96-72	Miami
	March 30	L	113-101	Toronto
	February 5	L	95-89	Miami
2010-11 (0-4)	April 13	L	97-79	Toronto
	February 16	L	103-95	Toronto
	January 22	L	120-103	Miami
	November 13	L	109-100	Miami
2009-10 (2-2)	March 28	L	97-94	Miami
	January 27	W	111-103	Toronto
	December 15	L	115-95	Miami
	November 20	W	120-113	Toronto
2008-09 (2-1)	March 6	L	108-102	Toronto
	November 19	W	101-95	Miami
	November 16	W	107-96	Toronto
2007-08 (4-0)	April 14	W	91-75	Toronto
	March 19	W	96-54	Toronto
	March 5	W	108-83	Miami
	February 4	W	114-82	Miami
2006-07 (1-2)	April 3	L	92-89	Miami
	March 28	W	96-83	Toronto
	December 11	L	99-77	Miami
2005-06 (1-3)	April 11	L	106-97	Miami
	March 29	L	98-94	Toronto
	February 27	L	101-94	Miami
	November 20	W	107-94	Toronto
2004-05 (1-3)	March 29	L	103-91	Miami
	January 26	L	111-96	Toronto
	December 12	L	106-98	Toronto
	November 30	W	94-92	Miami
2003-04 (1-2)	March 2	W	89-86	Miami
	December 14	L	90-89	Toronto
	November 29	L	78-66	Miami

SEASON	DATE	W/L	SCORE	SITE
2002-03 (0-4)	April 15	L	103-99	Toronto
	April 8	L	89-83	Miami
	April 21	L	107-98	Miami
	December 20	L	97-77	Toronto
2001-02 (3-1)	March 27	W	81-80	Toronto
	March 8	W	83-74	Miami
	December 23	W	83-76	Toronto
	Oct. 31	L	97-92	Miami
2000-01 (2-2)	April 13	W	94-82	Toronto
	March 27	W	101-92	Miami
	February 15	L	98-90 (OT)	Toronto
	January 24	L	103-83	Miami
1999-00 (2-1)	April 18	L	97-73	Miami
	January 28	W	108-93	Toronto
	November 4	W	97-86	Toronto
1998-99 (0-3)	April 6	L	92-70	Toronto
	March 11	L	83-73	Miami
	February 11	L	102-84	Miami
1997-98 (0-4)	April 10	L	111-105	Toronto
	February 15	L	116-95	Toronto
	November 22	L	108-104	Miami
	Oct. 31	L	114-101	Miami
1996-97 (1-3)	April 5	L	98-84	Miami
	March 30	W	102-97	Toronto
	January 23	L	99-87	Toronto
	December 14	L	89-88	Miami
1995-96 (1-2)	March 8	L	109-79	Miami
	February 13	W	98-87	Miami
	December 3	L	112-94	Toronto

## 2011-12 TORONTO VS. MIAMI

PLAYER	G-GS	MIN	FG-FGA	PCT	3FG-FGA	PCT	FT-FTA	PCT	OFF	DEF	TOT	AST	PF-DQ	STL	TO	BLK	PTS	AVG
Bargnani	1-1	39	10-17	.588	3-4	.750	4-4	1.000	0	1	1	1	1-0	0	2	1	27	27.0
DeRozan	3-3	107	22-47	.468	0-5	.000	21-24	.875	0	5	5	7	6-0	4	5	0	65	21.7
Bayless	1-1	39	6-16	.375	4-8	.500	1-2	.500	1	2	3	3	4-0	2	0	1	17	17.0
Kleiza	2-1	40	6-18	.333	2-8	.250	7-8	.875	2	6	8	2	4-0	0	4	0	21	10.5
J. Johnson	3-1	58	13-22	.591	2-4	.500	3-3	1.000	5	8	13	6	11-0	3	5	2	31	10.3
Anderson	2-1	58	8-20	.400	0-9	.000	1-2	.500	2	3	5	6	2-0	2	3	0	17	8.5
Calderon	2-2	68	8-16	.500	0-4	.000	1-2	.500	0	6	6	19	2-0	1	8	0	17	8.5
Forbes	3-0	53	8-16	.500	1-6	.167	2-3	.667	1	3	4	1	3-0	0	3	0	19	6.3
Davis	3-0	77	8-12	.667	0-0	---	2-2	1.000	5	8	13	1	4-0	2	1	6	18	6.0
A. Johnson	3-1	71	8-15	.533	0-0	---	1-1	1.000	9	13	22	3	9-0	1	5	0	17	5.7
Alabi	1-0	10	1-3	.333	0-0	---	0-0	---	2	4	6	0	3-0	0	2	2	2	2.0
Barbosa	1-0	12	1-8	.125	0-4	.000	0-0	---	0	0	0	3	2-0	0	2	0	2	2.0
Gray	3-3	35	3-7	.429	0-0	---	0-0	---	1	3	4	0	5-0	1	3	0	6	2.0
Uzoh (TOT)	3-1	47	2-8	.250	0-0	---	1-2	.500	1	5	6	4	2-0	3	3	0	5	1.7
Uzoh (TOR)	2-1	40	1-6	.167	0-0	---	1-2	.500	1	4	5	4	2-0	2	3	0	3	1.5
Butler	1-0	3	0-0	---	0-0	---	0-2	.000	0	1	1	0	0-0	0	0	0	0	0.0
Magloire	1-0	9	0-0	---	0-0	---	0-0	---	0	3	3	0	0-0	0	0	0	0	0.0
<b>RAPTORS</b>	<b>3</b>	<b>720</b>	<b>103-223</b>	<b>.462</b>	<b>12-52</b>	<b>.231</b>	<b>44-55</b>	<b>.800</b>	<b>29</b>	<b>70</b>	<b>99</b>	<b>56</b>	<b>58-0</b>	<b>18</b>	<b>46</b>	<b>12</b>	<b>262</b>	<b>87.3</b>
<b>HEAT</b>	<b>3</b>	<b>720</b>	<b>115-222</b>	<b>.518</b>	<b>16-43</b>	<b>.372</b>	<b>58-73</b>	<b>.795</b>	<b>26</b>	<b>81</b>	<b>107</b>	<b>66</b>	<b>51-1</b>	<b>28</b>	<b>38</b>	<b>10</b>	<b>304</b>	<b>101.3</b>

## 2011-12 MIAMI VS. TORONTO

PLAYER	G-GS	MIN	FG-FGA	PCT	3FG-FGA	PCT	FT-FTA	PCT	OFF	DEF	TOT	AST	PF-DQ	STL	TO	BLK	PTS	AVG
James	3-3	107	33-50	.660	1-4	.250	17-22	.773	1	17	18	15	1-0	4	13	0	84	28.0
Wade	2-2	70	20-33	.606	1-3	.333	14-19	.737	4	4	8	9	2-0	3	1	3	55	27.5
Bosh	2-2	73	14-31	.452	0-0	---	14-14	1.000	6	10	16	7	3-0	3	4	3	42	21.0
Chalmers	3-3	83	12-19	.632	6-9	.667	4-4	1.000	0	7	7	16	5-0	6	4	1	34	11.3
Haslem	2-1	49	7-10	.700	0-0	---	4-5	.800	2	14	16	1	6-0	2	2	1	18	9.0
Miller	2-0	44	6-13	.462	4-7	.571	0-0	---	0	2	2	6	6-0	1	1	0	16	8.0
Pittman	1-1	15	3-8	.375	0-0	---	2-3	.667	2	2	4	0	6-1	0	0	0	8	8.0
Howard	1-0	13	3-5	.600	0-0	---	1-3	.333	1	4	5	0	1-0	0	1	0	7	7.0
Cole	3-0	56	5-16	.313	1-5	.200	1-1	1.000	0	5	5	5	2-0	0	4	0	12	4.0
Curry	1-0	4	2-3	.667	0-0	---	0-0	---	0	2	2	0	0-0	0	0	0	4	4.0
Harris	2-0	21	3-5	.600	1-2	.500	0-0	---	0	2	2	2	3-0	1	1	0	7	3.5
Anthony	3-2	68	4-6	.667	0-0	---	0-0	---	3	5	8	0	7-0	2	2	1	8	2.7
Battier	3-0	67	2-13	.154	2-9	.222	1-2	.500	6	3	9	4	6-0	4	3	0	7	2.3
Turiaf (TOT)	1-0	17	1-3	.333	0-0	---	0-0	---	1	2	3	0	2-0	2	0	1	2	2.0
Turiaf (MIA)	1-0	17	1-3	.333	0-0	---	0-0	---	1	2	3	0	2-0	2	0	1	2	2.0
Jones	2-1	33	0-7	.000	0-4	.000	0-0	---	0	2	2	1	1-0	0	0	0	0	0.0
<b>HEAT</b>	<b>3</b>	<b>720</b>	<b>115-222</b>	<b>.518</b>	<b>16-43</b>	<b>.372</b>	<b>58-73</b>	<b>.795</b>	<b>26</b>	<b>81</b>	<b>107</b>	<b>66</b>	<b>51-1</b>	<b>28</b>	<b>38</b>	<b>10</b>	<b>304</b>	<b>101.3</b>
<b>RAPTORS</b>	<b>3</b>	<b>720</b>	<b>103-223</b>	<b>.462</b>	<b>12-52</b>	<b>.231</b>	<b>44-55</b>	<b>.800</b>	<b>29</b>	<b>70</b>	<b>99</b>	<b>56</b>	<b>58-0</b>	<b>18</b>	<b>46</b>	<b>12</b>	<b>262</b>	<b>87.3</b>

## CAREER STATISTICS VS. MIAMI

PLAYER	G-GS	MIN	FG-FGA	PCT	3FG-FGA	PCT	FT-FTA	PCT	OFF	DEF	TOT	AST	PF-DQ	STL	TO	BLK	PTS	AVG	HI
Anderson	7-1	132	14-44	.318	1-15	.067	5-6	.833	4	6	10	14	11-0	7	10	1	34	4.9	15
Bargnani	16-14	546	128-252	.508	29-62	.468	38-41	.927	14	56	70	20	36-0	3	32	15	323	20.2	38
Calderon	19-11	517	52-112	.464	13-34	.382	15-24	.625	5	40	45	150	29-0	22	30	0	132	6.9	15
Davis	6-1	165	18-28	.643	0-0	---	3-5	.600	15	29	44	2	14-0	6	7	7	39	6.5	8
DeRozan	10-9	342	64-138	.464	0-11	.000	49-59	.831	4	32	36	16	25-0	15	13	3	177	17.7	30
Fields	7-7	218	20-61	.328	6-22	.273	12-15	.800	11	35	46	21	8-0	3	9	0	58	8.3	19
Gray	8-4	95	14-21	.667	0-0	---	4-7	.571	7	10	17	4	18-0	2	7	2	32	4.0	12
Johnson	17-5	296	40-69	.580	0-0	---	11-18	.611	27	46	73	11	51-0	6	15	18	91	5.4	14
Kleiza	10-2	196	28-70	.400	7-25	.280	22-27	.815	10	23	33	7	18-0	0	13	3	85	8.5	21
Lowry	6-3	147	21-45	.467	5-14	.357	22-30	.733	7	19	26	27	15-0	6	7	0	69	11.5	25
Lucas	3-0	58	14-29	.483	5-12	.417	7-7	1.000	1	8	9	5	4-0	0	7	0	40	13.3	24

## 2012-13 GAMES VS. MIAMI

**GAME 1**  
**Wednesday, January 23**  
 AmericanAirlines Arena  
 7:30 p.m.  
 TSN2

**GAME 2**  
**Sunday, February 3**  
 Air Canada Centre  
 2:00 p.m.  
 TSN

**GAME 3**  
**Sunday, March 17**  
 Air Canada Centre  
 1:00 p.m.  
 TSN2

President..... Herb Kohl  
 General Manager..... John Hammond  
 Head Coach..... Scott Skiles  
 Assistant Coaches..... Jim Boylan, Joe Wolf, Sidney Moncrief, Bill Peterson, Anthony Goldwire  
 Athletic Trainer..... Marc Boff  
 PR Staff..... Dan Smyczek, Mark Rosenberg, Kristen Deahl  
 Television..... Jim Paschke, Jon McGlocklin  
 Radio..... Ted Davis, Dennis Krause  
 Arena..... BMO Harris Bradley Center (18,717); opened 1988

## FRANCHISE BACKGROUND

Address..... Bradley Center, 1001 North Fourth Street  
 Milwaukee, WI 53203  
 Telephone..... (414) 227-0500  
 Website..... www.bucks.com  
 History..... Founded in 1968  
 Colours..... Forest Green, Red and Silver  
 NBA Titles..... 1 (1971)  
 Conference Titles..... 2  
 Division Titles..... 13  
 2011-12 Record..... 31-35 (.470) 3rd in Central  
 2012 NBA Playoffs..... Did not qualify

## SERIES RECAP

Current Streak..... Lost 7  
 Current Home Streak..... Lost 4  
 Current Road Streak..... Lost 6  
 Last Home Win..... January 22, 2010 (101-96)  
 Last Home Loss..... March 11, 2012 (105-99)  
 Last Road Win..... November 1, 2008 (97-91)  
 Last Road Loss..... April 23, 2012 (92-86)  
 Largest Margin of Victory..... +31, January 25, 2008  
 Largest Margin of Defeat..... -27, November 6, 2007  
 Overall Record vs. Milwaukee..... 22-42  
 Home Record vs. Milwaukee..... 12-20  
 Road Record vs. Milwaukee..... 10-22

## ALL-TIME RESULTS VS. MILWAUKEE

SEASON	DATE	W/L	SCORE	SITE
2011-12 (0-3)	April 23	L	92-86	Milwaukee
	March 11	L	105-99	Toronto
	February 8	L	105-99	Toronto
2010-11 (0-4)	April 11	L	93-86	Milwaukee
	March 30	L	104-98	Toronto
	February 8	L	92-74	Milwaukee
	January 28	L	116-110 (OT)	Toronto
2009-10 (1-2)	January 22	W	101-96	Toronto
	January 20	L	113-107	Milwaukee
	December 9	L	117-95	Milwaukee
2008-09 (2-2)	March 25	W	115-106	Toronto
	January 30	L	96-85	Toronto
	January 5	L	107-97	Milwaukee
	November 1	W	91-87	Milwaukee
2007-08 (2-1)	April 9	W	111-93	Toronto
	January 25	W	106-75	Toronto
	November 6	L	112-85	Milwaukee
2006-07 (3-1)	March 12	W	108-94	Milwaukee
	March 2	L	94-81	Toronto
	January 10	W	90-77	Milwaukee
	November 3	W	109-92	Toronto
2005-06 (1-2)	March 26	L	125-116 (OT)	Milwaukee
	March 17	W	97-96	Toronto
	January 27	L	108-87	Milwaukee
2004-05 (2-2)	April 19	W	127-109	Milwaukee
	February 25	W	106-102	Milwaukee
	February 9	L	110-107	Toronto
	January 7	L	107-105 (OT)	Toronto
2003-04 (1-3)	April 14	W	89-87	Milwaukee
	April 4	L	90-83	Toronto
	January 23	L	98-86	Milwaukee
	November 23	L	82-62	Toronto

SEASON	DATE	W/L	SCORE	SITE
2002-03 (2-2)	April 11	L	105-103	Toronto
	February 4	W	98-95	Milwaukee
	January 15	L	99-87	Toronto
	December 17	W	122-117 (OT)	Milwaukee
2001-02 (0-4)	April 16	L	105-89	Milwaukee
	February 17	L	91-86	Toronto
	December 6	L	95-89	Milwaukee
	November 22	L	78-75	Toronto
2000-01 (1-3)	April 14	L	112-86	Milwaukee
	March 13	L	101-97	Toronto
	December 15	L	104-97	Milwaukee
	November 18	W	111-102	Toronto
1999-00 (2-2)	February 5	W	98-95	Milwaukee
	January 15	L	118-97	Milwaukee
	January 14	W	115-110	Toronto
	December 10	L	107-91	Toronto
1998-99 (1-3)	May 4	L	99-86	Milwaukee
	April 28	L	115-102	Milwaukee
	February 19	W	90-82	Toronto
	February 9	L	91-77	Toronto
1997-98 (1-3)	April 8	L	107-100	Toronto
	April 7	L	114-105	Milwaukee
	February 20	L	94-89	Milwaukee
	December 19	W	92-91	Toronto
1996-97 (1-3)	April 15	L	92-85	Milwaukee
	February 14	L	106-102	Toronto
	February 11	L	101-96	Milwaukee
	December 19	W	96-93	Toronto
1995-96 (2-2)	April 9	W	102-96	Milwaukee
	February 7	L	93-88	Toronto
	December 26	W	93-87	Toronto
	November 22	L	96-86	Milwaukee

## 2011-12 TORONTO VS. MILWAUKEE

PLAYER	G-6S	MIN	FG-FGA	PCT	3FG-FGA	PCT	FT-FTA	PCT	OFF	DEF	TOT	AST	PF-DQ	STL	TO	BLK	PTS	AVG
DeRozan	3-3	94	20-45	.444	4-7	.571	6-7	.857	3	9	12	6	9-0	1	5	0	50	16.7
J. Johnson	3-3	98	19-39	.487	1-5	.200	4-4	1.000	7	19	26	8	12-0	6	10	6	43	14.3
Kleiza	3-0	75	13-33	.394	4-12	.333	7-9	.778	5	15	20	3	11-0	0	6	0	37	12.3
Barbosa	2-0	38	9-18	.500	3-3	1.000	2-2	1.000	1	1	2	4	5-0	1	2	0	23	11.5
Anderson	1-1	42	3-13	.231	0-3	.000	5-5	1.000	0	0	0	3	4-0	2	4	0	11	11.0
Bargnani	1-1	30	4-10	.400	0-3	.000	3-4	.750	2	6	8	2	1-0	1	3	0	11	11.0
Bayless	2-2	55	10-23	.435	0-7	.000	2-3	.667	1	3	4	13	6-0	1	4	1	22	11.0
Forbes	2-0	45	8-16	.500	2-3	.667	4-6	.667	1	3	4	7	0-0	0	3	0	22	11.0
Calderon	1-1	33	4-12	.333	1-3	.333	0-0	---	0	2	2	15	2-0	2	1	0	9	9.0
A. Johnson	3-3	67	12-16	.750	0-0	---	2-3	.667	7	9	16	5	12-0	0	5	1	26	8.7
Butler	1-0	14	3-9	.333	2-4	.500	0-0	---	1	3	4	0	2-0	0	0	0	8	8.0
Uzoh (TOT)	1-1	39	2-6	.333	0-0	---	4-4	1.000	0	4	4	5	4-0	1	1	1	8	8.0
Uzoh (TOR)	1-1	39	2-6	.333	0-0	---	4-4	1.000	0	4	4	5	4-0	1	1	1	8	8.0
Davis	3-0	71	3-11	.273	0-1	.000	6-6	1.000	6	22	28	2	9-0	5	2	0	12	4.0
Gray	2-0	6	1-1	1.000	0-0	---	0-1	.000	1	0	1	0	1-0	0	1	0	2	1.0
Alabi	1-0	3	0-0	---	0-0	---	0-0	---	0	1	1	0	1-0	0	0	0	0	0.0
Cartier	1-0	6	0-0	---	0-0	---	0-0	---	0	0	0	1	1-0	1	1	0	0	0.0
Magloire	1-0	5	0-0	---	0-0	---	0-0	---	0	1	1	0	0-0	0	0	0	0	0.0
<b>RAPTORS</b>	<b>3</b>	<b>720</b>	<b>111-252</b>	<b>.440</b>	<b>17-51</b>	<b>.333</b>	<b>45-54</b>	<b>.833</b>	<b>35</b>	<b>98</b>	<b>133</b>	<b>74</b>	<b>80-0</b>	<b>21</b>	<b>49</b>	<b>9</b>	<b>284</b>	<b>94.7</b>
<b>BUCKS</b>	<b>3</b>	<b>720</b>	<b>97-223</b>	<b>.435</b>	<b>24-60</b>	<b>.400</b>	<b>84-108</b>	<b>.778</b>	<b>31</b>	<b>95</b>	<b>126</b>	<b>62</b>	<b>50-0</b>	<b>27</b>	<b>43</b>	<b>22</b>	<b>302</b>	<b>100.7</b>

## 2011-12 MILWAUKEE VS. TORONTO

PLAYER	G-6S	MIN	FG-FGA	PCT	3FG-FGA	PCT	FT-FTA	PCT	OFF	DEF	TOT	AST	PF-DQ	STL	TO	BLK	PTS	AVG
Ilyasova	2-2	80	17-26	.654	5-7	.714	11-14	.786	6	21	27	3	4-0	2	1	1	50	25.0
Ellis (TOT)	2-2	77	12-36	.333	3-8	.375	10-11	.909	1	9	10	12	3-0	5	6	1	37	18.5
Ellis (MIL)	1-1	38	4-14	.286	1-2	.500	8-9	.889	0	6	6	5	2-0	4	4	0	17	17.0
Jackson	1-0	33	6-11	.545	2-5	.400	3-6	.500	0	4	4	3	3-0	1	2	1	17	17.0
Dunleavy	3-0	100	16-33	.485	5-13	.385	10-11	.909	1	19	20	8	9-0	2	5	3	47	15.7
Jennings	3-3	110	16-49	.327	4-16	.250	11-19	.579	3	5	8	15	5-0	5	6	0	47	15.7
Delfino	2-2	62	9-19	.474	7-13	.538	5-6	.833	3	6	9	4	1-0	5	5	0	30	15.0
Gooden	3-3	82	15-33	.455	0-2	.000	13-17	.765	8	15	23	8	5-0	2	9	1	43	14.3
Mbah a Moute	1-1	26	2-4	.500	0-0	---	6-6	1.000	3	3	6	1	1-0	2	0	1	10	10.0
Udoh (TOT)	2-1	61	6-14	.429	0-0	---	6-8	.750	4	4	8	0	8-0	2	0	4	18	9.0
Udoh (MIL)	1-0	29	4-7	.571	0-0	---	3-4	.750	2	3	5	0	4-0	1	0	3	11	11.0
Udrih	3-0	58	2-8	.250	0-1	.000	7-8	.875	2	3	5	11	4-0	1	3	0	11	3.7
Sanders	2-0	26	2-4	.500	0-0	---	3-4	.750	2	5	7	0	4-0	1	2	8	7	3.5
Livingston	2-2	36	3-7	.429	0-0	---	0-0	---	1	2	3	2	5-0	0	4	3	6	3.0
Harris	2-1	24	1-7	.143	0-1	.000	2-2	1.000	0	3	3	1	1-0	0	0	0	4	2.0
Leuer	2-0	11	0-1	.000	0-0	---	2-2	1.000	0	0	0	0	2-0	1	0	1	2	1.0
Brockman	1-0	4	0-0	---	0-0	---	0-0	---	0	0	0	1	0-0	0	0	0	0	0.0
<b>BUCKS</b>	<b>3</b>	<b>720</b>	<b>97-223</b>	<b>.435</b>	<b>24-60</b>	<b>.400</b>	<b>84-108</b>	<b>.778</b>	<b>31</b>	<b>95</b>	<b>126</b>	<b>62</b>	<b>50-0</b>	<b>27</b>	<b>43</b>	<b>22</b>	<b>302</b>	<b>100.7</b>
<b>RAPTORS</b>	<b>3</b>	<b>720</b>	<b>111-252</b>	<b>.440</b>	<b>17-51</b>	<b>.333</b>	<b>45-54</b>	<b>.833</b>	<b>35</b>	<b>98</b>	<b>133</b>	<b>74</b>	<b>80-0</b>	<b>21</b>	<b>49</b>	<b>9</b>	<b>284</b>	<b>94.7</b>

## CAREER STATISTICS VS. MILWAUKEE

PLAYER	G-6S	MIN	FG-FGA	PCT	3FG-FGA	PCT	FT-FTA	PCT	OFF	DEF	TOT	AST	PF-DQ	STL	TO	BLK	PTS	AVG	HI
Anderson	5-1	98	15-36	.417	2-7	.286	10-12	.833	6	5	11	8	10-0	6	11	0	42	8.4	24
Bargnani	16-10	440	80-201	.398	23-64	.359	37-43	.860	20	60	80	15	50-0	5	35	12	220	13.8	23
Calderon	17-8	474	63-146	.432	17-35	.486	29-32	.906	7	34	41	127	23-0	17	39	3	172	10.1	25
Davis	7-1	183	13-32	.406	0-1	.000	11-13	.846	13	46	59	5	24-0	5	5	4	37	5.3	15
DeRozan	10-10	316	54-119	.454	4-8	.500	26-32	.813	9	33	42	14	22-0	11	16	1	138	13.8	25
Fields	8-8	231	33-60	.550	5-19	.263	5-9	.556	8	33	41	17	10-0	8	13	1	76	9.5	18
Gray	8-0	85	12-22	.545	0-0	---	8-14	.571	13	16	29	4	14-0	3	6	2	32	4.0	10
Johnson	18-8	352	52-78	.667	2-3	.667	36-45	.800	37	61	98	16	55-1	9	13	17	142	7.9	24
Kleiza	10-2	218	37-78	.474	11-32	.344	31-38	.816	16	35	51	10	28-0	3	15	2	116	11.6	25
Lowry	7-4	217	15-58	.259	5-20	.250	10-13	.769	6	17	23	38	12-0	6	11	1	45	6.4	11
Lucas	5-0	38	5-15	.333	2-3	.667	0-0	---	3	5	8	8	0-0	0	1	0	12	2.4	4

## 2012-13 GAMES VS. MILWAUKEE

**GAME 1**  
**Sunday, January 13**  
 Air Canada Centre  
 1:00 p.m.  
 TSN

**GAME 2**  
**Saturday, March 2**  
 Bradley Center  
 8:30 p.m.  
 TSN2

**GAME 3**  
**Saturday, April 6**  
 Bradley Center  
 8:30 p.m.  
 Sportsnet ONE





# MINNESOTA TIMBERWOLVES

President of Basketball Operations ..... David Kahn  
 Head Coach ..... Rick Adelman  
 Assistant Coaches ..... Terry Porter, Jack Sikma, T.R. Dunn, Bill Bayno  
 Athletic Trainer ..... Gregg Farnam  
 PR Staff ..... Mike Cristaldi, Aaron Seehusen, Dan Bell  
 Television ..... Jim Petersen  
 Radio ..... Alan Horton  
 Arena ..... Target Center (19,356); opened 1990

## FRANCHISE BACKGROUND

Address ..... Target Center, 600 First Avenue North  
 ..... Minneapolis, MN 55403  
 Telephone ..... (612) 673-1600  
 Website ..... www.timberwolves.com  
 History ..... Founded in 1989  
 Colours ..... Blue, Green and Silver  
 NBA Titles ..... 0  
 Conference Titles ..... 0  
 Division Titles ..... 1  
 2011-12 Record ..... 26-40 (.393), 5th in Northwest  
 2012 NBA Playoffs ..... Did Not Qualify

## SERIES RECAP

Current Streak ..... Won 2  
 Current Home Streak ..... Won 8  
 Current Road Streak ..... Lost 1  
 Last Home Win ..... January 9, 2012 (97-87)  
 Last Home Loss ..... January 21, 2004 (108-97)  
 Last Road Win ..... March 22, 2010 (106-100)  
 Last Road Loss ..... January 29, 2011 (103-87)  
 Largest Margin of Victory ..... +23, February 10, 2008  
 Largest Margin of Defeat ..... -32, March 19, 2002  
 Overall Record vs. Minnesota ..... 20-12  
 Home Record vs. Minnesota ..... 14-3  
 Road Record vs. Minnesota ..... 6-9

## ALL-TIME RESULTS VS. MINNESOTA

SEASON	DATE	W/L	SCORE	SITE
2011-12	January 9	W	97-87	Toronto
(1-0)				
2010-11	February 4	W	111-100	Toronto
(1-1)	January 29	L	103-87	Minnesota
2009-10	March 22	W	106-100	Minnesota
(2-0)	December 8	W	94-88	Toronto
2008-09	February 24	W	118-110	Toronto
(2-0)	February 10	W	110-102	Minnesota
2007-08	February 27	W	107-85	Toronto
(2-0)	February 10	W	105-82	Minnesota
2006-07	April 9	W	111-100	Minnesota
(2-0)	December 27	W	100-97	Toronto
2005-06	March 24	W	97-77	Toronto
(2-0)	February 13	W	98-94	Minnesota
2004-05	January 17	W	100-91	Minnesota
(2-0)	December 15	W	96-90	Toronto
2003-04	January 21	L	108-97	Toronto
(0-2)	November 1	L	73-56	Minnesota

SEASON	DATE	W/L	SCORE	SITE
2002-03	January 20	L	89-81	Minnesota
(1-1)	January 12	W	105-91	Toronto
2001-02	March 19	L	112-80	Minnesota
(1-1)	January 25	W	107-100	Toronto
2000-01	February 3	L	108-105	Toronto
(0-2)	December 26	L	100-97	Minnesota
1999-00	March 26	L	106-101 (OT)	Minnesota
(0-2)	February 25	L	107-85	Toronto
1998-99	February 26	W	102-92	Toronto
(1-0)				
1997-98	March 6	L	113-91	Minnesota
(1-1)	January 24	W	113-107 (OT)	Toronto
1996-97	January 21	W	118-106	Toronto
(1-1)	November 30	L	79-70	Minnesota
1995-96	April 8	L	115-101	Minnesota
(1-1)	November 17	W	114-96	Toronto

## 2011-12 TORONTO VS. MINNESOTA

PLAYER	G-6S	MIN	FG-FGA	PCT	3FG-FGA	PCT	FT-FTA	PCT	OFF	DEF	TOT	AST	PF-DQ	STL	TO	BLK	PTS	AVG
Bargnani	1-1	45	11-25	.440	1-6	.167	8-9	.889	1	8	9	0	3-0	0	2	1	31	31.0
A. Johnson	1-1	30	7-9	.778	0-0	---	5-6	.833	8	3	11	3	5-0	1	1	1	19	19.0
Calderon	1-1	41	6-11	.545	1-2	.500	1-1	1.000	0	3	3	6	2-0	1	1	0	14	14.0
Barbosa	1-0	21	2-7	.286	0-2	.000	9-9	1.000	2	1	3	1	3-0	2	3	0	13	13.0
DeRozan	1-1	38	3-11	.273	0-3	.000	3-3	1.000	0	6	6	3	5-0	2	3	0	9	9.0
J. Johnson	1-0	20	2-3	.667	1-1	1.000	0-0	---	0	5	5	1	5-0	0	0	4	5	5.0
Davis	1-0	17	2-3	.667	0-0	---	0-0	---	2	2	4	1	3-0	0	3	1	4	4.0
Butler	1-1	21	1-8	.125	0-5	.000	0-0	---	1	2	3	1	0-0	1	0	2	2	2.0
Carter	1-0	7	0-0	---	0-0	---	0-0	---	0	0	0	0	2-0	0	0	0	0	0.0
<b>RAPTORS</b>	<b>1</b>	<b>240</b>	<b>34-77</b>	<b>.442</b>	<b>3-19</b>	<b>.158</b>	<b>26-28</b>	<b>.929</b>	<b>14</b>	<b>30</b>	<b>44</b>	<b>16</b>	<b>28-0</b>	<b>7</b>	<b>13</b>	<b>9</b>	<b>97</b>	<b>97.0</b>
<b>TIMBERWOLVES</b>	<b>1</b>	<b>240</b>	<b>27-80</b>	<b>.338</b>	<b>7-24</b>	<b>.292</b>	<b>26-33</b>	<b>.788</b>	<b>15</b>	<b>24</b>	<b>39</b>	<b>14</b>	<b>26-1</b>	<b>8</b>	<b>16</b>	<b>4</b>	<b>87</b>	<b>87.0</b>

## 2011-12 MINNESOTA VS. TORONTO

PLAYER	G-6S	MIN	FG-FGA	PCT	3FG-FGA	PCT	FT-FTA	PCT	OFF	DEF	TOT	AST	PF-DQ	STL	TO	BLK	PTS	AVG
Barea	1-0	17	5-9	.556	2-4	.500	4-4	1.000	0	1	1	3	2-0	0	2	0	16	16.0
Love	1-1	36	3-16	.188	2-4	.500	5-10	.500	5	9	14	1	4-0	0	1	0	13	13.0
Ridnour	1-1	30	6-9	.667	1-3	.333	0-0	---	0	0	0	1	3-0	1	2	0	13	13.0
Williams	1-0	28	4-11	.364	0-3	.000	5-5	1.000	3	5	8	2	3-0	1	2	1	13	13.0
Rubio	1-0	30	2-9	.222	1-2	.500	5-7	.714	1	3	4	6	1-0	3	2	0	10	10.0
Randolph	1-0	15	2-4	.500	0-0	---	5-5	1.000	1	3	4	0	2-0	0	1	1	9	9.0
Milicic	1-1	18	3-8	.375	0-0	---	0-0	---	3	2	5	0	3-0	0	1	1	6	6.0
Ellington	1-1	23	2-6	.333	1-3	.333	0-0	---	1	0	1	0	2-0	1	1	0	5	5.0
Tolliver	1-0	24	0-3	.000	0-2	.000	2-2	1.000	0	1	1	0	6-1	0	1	0	2	2.0
Johnson	1-1	19	0-5	.000	0-3	.000	0-0	---	1	0	1	1	0-0	2	2	1	0	0.0
<b>TIMBERWOLVES</b>	<b>1</b>	<b>240</b>	<b>27-80</b>	<b>.338</b>	<b>7-24</b>	<b>.292</b>	<b>26-33</b>	<b>.788</b>	<b>15</b>	<b>24</b>	<b>39</b>	<b>14</b>	<b>26-1</b>	<b>8</b>	<b>16</b>	<b>4</b>	<b>87</b>	<b>87.0</b>
<b>RAPTORS</b>	<b>1</b>	<b>240</b>	<b>34-77</b>	<b>.442</b>	<b>3-19</b>	<b>.158</b>	<b>26-28</b>	<b>.929</b>	<b>14</b>	<b>30</b>	<b>44</b>	<b>16</b>	<b>28-0</b>	<b>7</b>	<b>13</b>	<b>9</b>	<b>97</b>	<b>97.0</b>

## CAREER STATISTICS VS. MINNESOTA

PLAYER	G-6S	MIN	FG-FGA	PCT	3FG-FGA	PCT	FT-FTA	PCT	OFF	DEF	TOT	AST	PF-DQ	STL	TO	BLK	PTS	AVG	HI
Anderson	2-0	16	2-2	1.000	1-1	1.000	1-2	.500	0	1	1	0	1-0	0	1	0	6	3.0	5
Bargnani	10-9	349	73-173	.422	13-46	.283	32-40	.800	10	51	61	19	26-0	8	19	7	191	19.1	31
Calderon	11-8	309	42-80	.525	11-25	.440	27-31	.871	8	25	33	89	22-0	15	21	0	122	11.1	15
Davis	3-0	62	12-17	.706	0-0	---	1-4	.250	10	14	24	1	5-0	0	5	2	25	8.3	15
DeRozan	5-5	162	23-56	.411	0-0	.000	14-14	1.000	5	23	28	10	14-0	6	8	1	60	12.0	20
Fields	3-3	99	16-31	.516	1-9	.111	4-7	.571	7	17	24	8	5-0	4	7	0	37	12.3	19
Gray	8-2	126	14-30	.467	0-0	---	8-13	.615	11	22	33	7	19-0	4	9	0	36	4.5	10
Johnson	10-4	191	27-42	.643	0-0	---	16-18	.889	26	27	53	9	28-0	9	7	13	70	7.0	19
Kleiza	15-2	234	40-82	.488	15-38	.395	21-23	.913	10	33	43	8	18-0	3	7	3	116	7.7	23
Lowry	16-8	462	61-140	.436	9-38	.237	51-59	.864	15	43	58	88	37-0	17	24	3	182	11.4	24
Lucas	4-0	40	6-14	.429	3-7	.429	1-2	.500	3	4	7	4	4-0	1	3	0	16	4.0	7

## 2012-13 GAMES VS. MINNESOTA

**GAME 1**  
**Sunday, November 4**  
 Air Canada Centre  
 6:00 p.m.  
 TSN2

**GAME 2**  
**Friday, April 5**  
 Target Center  
 8:00 p.m.  
 TSN2

# NEW ORLEANS HORNETS

President..... Dennis Lauscha  
 General Manager..... Dell Demps  
 Head Coach..... Monty Williams  
 Assistant Coaches..... Randy Ayers, Dave Hanners, Bryan Gates, Fred Vinson  
 Athletic Trainer..... Jon Ishop  
 PR Staff..... Harold Kaufman, Dennis Rogers  
 Television..... Joel Meyers, David Wesley, Jen Hale  
 Radio..... Sean Kelley, John DeShazier  
 Arena..... New Orleans Arena (17,188); opened 2002

## FRANCHISE BACKGROUND

Address..... 5800 Airline Drive  
 Metairie, LA 7003  
 Telephone..... (504) 593-4700  
 Website..... www.hornets.com  
 History..... Charlotte Hornets, 1988-02;  
 New Orleans Hornets 2003-present  
 Colours..... Blue, Purple and Gold  
 NBA Titles..... 0  
 Conference Titles..... 0  
 Division Titles..... 1  
 2011-12 Record..... 21-45 (.318), 5th in Southwest  
 2012 NBA Playoffs..... Did not qualify

## SERIES RECAP

Current Streak..... Won 2  
 Current Home Streak..... Won 2  
 Current Road Streak..... Won 1  
 Last Home Win..... March 1, 2011 (96-90)  
 Last Home Loss..... December 14, 2008 (99-91)  
 Last Road Win..... February 29, 2012 (95-84)  
 Last Road Loss..... January 17, 2011 (85-81)  
 Largest Margin of Victory..... +18, March 20, 1996  
 Largest Margin of Defeat..... -36, November 20, 2000  
 Overall Record vs. New Orleans..... 20-30  
 Home Record vs. New Orleans..... 11-14  
 Road Record vs. New Orleans..... 9-16

## ALL-TIME RESULTS VS. NEW ORLEANS

SEASON	DATE	W/L	SCORE	SITE
2011-12 (1-0)	February 29	W	95-84	New Orleans
2010-11 (1-1)	March 1	W	96-90	Toronto
	January 17	L	85-81	New Orleans
2009-10 (2-0)	December 20	W	98-92	Toronto
	November 6	W	107-90	New Orleans
2008-09 (0-2)	February 6	L	101-92	New Orleans
	December 14	L	99-91	Toronto
2007-08 (1-1)	March 30	L	118-111	Toronto
	December 31	W	97-92	New Orleans
2006-07 (2-0)	November 28	W	94-77	Oklahoma City
	January 24	W	90-88	Toronto
2005-06 (0-2)	April 7	L	95-89	New Orleans
	April 2	L	120-113 (OT)	Toronto
2004-05 (2-0)	March 6	W	95-84	New Orleans
	January 16	W	102-99	Toronto
2003-04 (3-1)	March 21	W	121-120	New Orleans
	March 7	W	84-76	Toronto
	January 15	W	78-74	New Orleans
	January 2	L	86-74	Toronto
2002-03 (0-4)	March 28	L	101-92	Toronto
	January 29	L	104-83	New Orleans
	January 5	L	99-84	Toronto
	December 4	L	89-74	New Orleans

SEASON	DATE	W/L	SCORE	SITE
2001-02 (2-2)	April 9	W	84-80	Toronto
	February 20	L	78-77	Toronto
	January 19	W	91-89	Charlotte
	December 13	L	104-90	Charlotte
2000-01 (1-3)	March 21	L	111-95	Charlotte
	January 14	W	107-99	Toronto
	November 29	L	103-79	Charlotte
	November 20	L	100-64	Toronto
1999-00 (1-3)	March 31	L	110-101	Charlotte
	March 24	L	102-84	Toronto
	January 17	L	115-94	Charlotte
	November 7	W	109-99	Toronto
1998-99 (1-2)	April 27	L	108-98	Toronto
	March 15	W	89-82	Toronto
	March 1	L	91-88	Charlotte
1997-98 (0-4)	March 24	L	106-89	Toronto
	January 19	L	109-88	Charlotte
	December 22	L	81-79	Charlotte
	December 9	L	95-82	Toronto
1996-97 (2-2)	April 18	W	108-100	Charlotte
	March 21	L	102-97	Toronto
	November 27	W	92-88	Toronto
	November 2	L	109-98	Charlotte
1995-96 (1-3)	March 20	W	107-89	Toronto
	March 15	L	113-101	Charlotte
	January 9	L	92-91	Toronto
	November 11	L	123-117 (OT)	Charlotte

## 2011-12 TORONTO VS. NEW ORLEANS

PLAYER	G-GS	MIN	FG-FGA	PCT	3FG-FGA	PCT	FT-FTA	PCT	OFF	DEF	TOT	AST	PF-DQ	STL	TO	BLK	PTS	AVG
DeRozan	1-1	40	8-18	.444	0-0	---	5-8	.625	1	5	6	4	3-0	0	1	0	21	21.0
Kleiza	1-0	32	7-13	.538	5-7	.714	2-3	.667	0	4	4	0	1-0	1	0	0	21	21.0
Barbosa	1-0	23	5-8	.625	1-1	1.000	4-4	1.000	0	2	2	3	3-0	0	1	0	15	15.0
Calderon	1-1	32	5-12	.417	2-5	.400	0-0	---	0	3	3	6	2-0	0	2	0	12	12.0
Gray	1-1	18	4-9	.444	0-0	---	0-0	---	1	2	3	0	2-0	0	2	1	8	8.0
A. Johnson	1-1	35	2-6	.333	0-0	---	3-4	.750	4	3	7	4	4-0	2	2	5	7	7.0
J. Johnson	1-1	21	2-4	.500	0-0	---	2-2	1.000	1	5	6	0	4-0	0	1	0	6	6.0
Bayless	1-0	16	1-4	.250	1-1	1.000	2-2	1.000	0	2	2	5	1-0	1	0	0	5	5.0
Carter	1-0	0	0-1	.000	0-1	.000	0-0	---	0	0	0	0	0-0	0	0	0	0	0.0
Davis	1-0	21	0-2	.000	0-0	---	0-0	---	0	3	3	0	2-0	0	1	3	0	0.0
<b>RAPTORS</b>	<b>1</b>	<b>240</b>	<b>34-77</b>	<b>.442</b>	<b>9-15</b>	<b>.600</b>	<b>18-23</b>	<b>.783</b>	<b>7</b>	<b>29</b>	<b>36</b>	<b>22</b>	<b>22-0</b>	<b>4</b>	<b>10</b>	<b>9</b>	<b>95</b>	<b>95.0</b>
<b>HORNETS</b>	<b>1</b>	<b>240</b>	<b>30-80</b>	<b>.375</b>	<b>3-16</b>	<b>.188</b>	<b>21-27</b>	<b>.778</b>	<b>14</b>	<b>35</b>	<b>49</b>	<b>22</b>	<b>22-0</b>	<b>3</b>	<b>11</b>	<b>4</b>	<b>84</b>	<b>84.0</b>

## 2011-12 NEW ORLEANS VS. TORONTO

PLAYER	G-GS	MIN	FG-FGA	PCT	3FG-FGA	PCT	FT-FTA	PCT	OFF	DEF	TOT	AST	PF-DQ	STL	TO	BLK	PTS	AVG
Belinelli	1-1	40	6-15	.400	2-7	.286	6-6	1.000	1	6	7	3	4-0	0	1	0	20	20.0
Kaman	1-1	26	6-14	.429	0-0	---	5-6	.833	3	7	10	1	2-0	0	1	2	17	17.0
Ariza	1-1	36	5-10	.500	1-4	.250	0-0	---	2	5	7	5	1-0	1	1	0	11	11.0
Ayon	1-1	27	5-8	.625	0-0	---	1-2	.500	2	2	4	1	3-0	1	1	1	11	11.0
Jack	1-0	31	3-12	.250	0-2	.000	4-5	.800	2	3	5	6	2-0	0	2	0	10	10.0
Jones (TOT)	2-0	46	2-6	.333	0-0	---	7-8	.875	3	5	8	1	6-0	3	2	0	11	5.5
Jones (NO)	1-0	24	2-5	.400	0-0	---	5-6	.833	1	5	6	0	3-0	1	2	0	9	9.0
Vasquez	1-1	24	2-7	.286	0-1	.000	0-0	---	0	0	0	6	2-0	0	1	0	4	4.0
Thomas	1-0	11	1-2	.500	0-0	---	0-0	---	0	3	3	0	2-0	0	1	0	2	2.0
Aminu	1-0	15	0-6	.000	0-2	.000	0-2	.000	3	4	7	0	2-0	0	0	1	0	0.0
Henry (TOT)	1-0	6	0-1	.000	0-0	---	0-0	---	0	0	0	0	1-0	0	0	0	0	0.0
Henry (NO)	1-0	6	0-1	.000	0-0	---	0-0	---	0	0	0	0	1-0	0	0	0	0	0.0
<b>HORNETS</b>	<b>1</b>	<b>240</b>	<b>30-80</b>	<b>.375</b>	<b>3-16</b>	<b>.188</b>	<b>21-27</b>	<b>.778</b>	<b>14</b>	<b>35</b>	<b>49</b>	<b>22</b>	<b>22-0</b>	<b>3</b>	<b>11</b>	<b>4</b>	<b>84</b>	<b>84.0</b>
<b>RAPTORS</b>	<b>1</b>	<b>240</b>	<b>34-77</b>	<b>.442</b>	<b>9-15</b>	<b>.600</b>	<b>18-23</b>	<b>.783</b>	<b>7</b>	<b>29</b>	<b>36</b>	<b>22</b>	<b>22-0</b>	<b>4</b>	<b>10</b>	<b>9</b>	<b>95</b>	<b>95.0</b>

## CAREER STATISTICS VS. NEW ORLEANS

PLAYER	G-GS	MIN	FG-FGA	PCT	3FG-FGA	PCT	FT-FTA	PCT	OFF	DEF	TOT	AST	PF-DQ	STL	TO	BLK	PTS	AVG	HI
Anderson	2-0	28	2-9	.222	2-5	.400	0-0	---	0	1	1	4	4-0	0	2	0	6	3.0	6
Bargnani	9-6	271	42-104	.404	9-33	.273	19-24	.792	6	35	41	12	30-0	3	20	8	112	12.4	19
Calderon	11-8	356	52-99	.525	16-30	.533	22-26	.846	5	31	36	95	24-0	8	21	1	142	12.9	22
Davis	3-0	77	8-14	.571	0-0	---	1-1	1.000	6	17	23	1	6-0	0	2	6	17	5.7	11
DeRozan	5-5	153	31-64	.484	0-1	.000	13-18	.722	2	13	15	7	10-0	0	5	1	75	15.0	23
Fields	3-3	97	6-21	.286	1-9	.111	7-11	.636	3	13	16	11	2-0	0	5	1	20	6.7	10
Gray	5-1	49	7-14	.500	0-0	---	0-2	.000	3	7	10	3	6-0	4	5	2	14	2.8	8
Johnson	8-3	163	18-42	.429	0-1	.000	9-14	.643	20	27	47	8	24-0	7	9	14	45	5.6	17
Kleiza	14-2	288	36-84	.429	15-44	.341	15-20	.750	8	40	48	8	34-0	8	13	4	102	7.3	21
Lowry	17-7	504	58-138	.420	13-47	.277	38-48	.792	18	51	69	87	59-1	17	32	4	167	9.8	28
Lucas	3-0	40	6-19	.316	2-8	.250	0-0	---	0	2	2	7	2-0	2	0	0	14	4.7	7

## 2012-13 GAMES VS. NEW ORLEANS

<b>GAME 1</b> Friday, December 28 New Orleans Arena 8:00 p.m. TSN	<b>GAME 2</b> Sunday, February 10 Air Canada Centre 6:00 p.m. TSN2
---	--



# NEW YORK KNICKS

Executive Vice President & General Manager ..... Glen Grunwald  
 Head Coach ..... Mike Woodson  
 Assistant Coaches ..... Jim Todd, Darrell Walker, Herb Williams  
 Athletic Trainer ..... Roger Hinds  
 PR Staff ..... Jonathan Supranowitz, Gregg Schwartz, Ashley Blackwood, Derek Lapinski  
 Television ..... Mike Breen, Walt Frazier  
 Radio ..... Spero Dedes, John Andariese  
 Arena ..... Madison Square Garden (19,763); opened 1968

## FRANCHISE BACKGROUND

Address ..... Madison Square Garden, Two Pennsylvania Plaza  
 ..... New York, NY 10121-0091  
 Telephone ..... (212) 465-6471  
 Website ..... www.nyknicks.com  
 History ..... Founded in 1946  
 Colours ..... Orange, Blue and White  
 NBA Titles ..... 2, (1970, '73)  
 Conference Titles ..... 8  
 Division Titles ..... 7  
 2011-12 Record ..... 36-30 (.545), 2nd in Atlantic  
 2012 NBA Playoffs ..... Lost to Miami 4-1

## SERIES RECAP

Current Streak ..... Won 1  
 Current Home Streak ..... Won 1  
 Current Road Streak ..... Lost 1  
 Last Home Win ..... March 23, 2012 (96-79)  
 Last Home Loss ..... February 14, 2012 (90-87)  
 Last Road Win ..... January 2, 2012 (90-85)  
 Last Road Loss ..... March 20, 2012 (106-87)  
 Largest Margin of Victory ..... +26, January 15, 2006  
 Largest Margin of Defeat ..... -46, April 15, 1996  
 Overall Record vs. New York ..... 31-34  
 Home Record vs. New York ..... 19-13  
 Road Record vs. New York ..... 12-21

## ALL-TIME RESULTS VS. NEW YORK

SEASON	DATE	W/L	SCORE	SITE
2011-12 (2-2)	March 23	W	96-79	Toronto
	March 20	L	106-87	New York
	February 14	L	90-87	Toronto
2010-11 (0-4)	January 2	W	90-85	New York
	April 5	L	131-118	New York
	December 8	L	113-110	New York
2009-10 (4-0)	December 5	L	116-99	Toronto
	October 27	L	98-93	Toronto
	April 14	W	131-113	Toronto
2008-09 (2-2)	March 5	W	102-96	Toronto
	January 28	W	106-104	New York
	January 15	W	112-104	New York
2007-08 (3-1)	April 5	L	112-103	Toronto
	April 4	W	102-95	New York
	February 22	W	112-100	Toronto
2006-07 (3-1)	February 20	L	127-97	New York
	March 28	W	103-95	Toronto
	February 24	W	115-92	Toronto
2005-06 (3-1)	February 22	L	103-99	New York
	January 11	W	99-90	New York
	March 18	L	92-74	New York
2004-05 (3-1)	March 14	W	104-94	Toronto
	December 2	W	103-100	New York
	March 21	W	114-109	New York
1997-98 (1-3)	February 15	L	98-96	New York
	February 3	W	104-90	Toronto
	January 15	W	129-103	Toronto
1995-96 (0-4)	April 12	W	105-93	New York
	April 12	W	105-93	New York
	January 19	W	99-81	Toronto
1999-00 (3-1)	November 27	L	108-102	New York
	November 24	W	114-91	Toronto
	April 15	L	125-79	New York

SEASON	DATE	W/L	SCORE	SITE
2003-04 (1-3)	March 26	L	108-101	New York
	March 5	L	109-103	Toronto
	January 19	L	90-79	New York
2002-03 (1-3)	December 19	W	105-99	Toronto
	March 30	W	95-86	Toronto
	March 24	L	100-90	New York
2001-02 (0-3)	January 1	L	95-75	New York
	November 27	L	87-81	Toronto
	February 13	L	89-82	New York
2000-01 (3-1)	January 23	L	96-92	Toronto
	December 25	L	102-94	New York
	March 15	L	88-72	New York
1999-00 (3-1)	March 4	W	98-88	Toronto
	December 14	W	70-68	Toronto
	November 25	W	79-75	New York
1998-99 (2-1)	April 14	W	86-71	Toronto
	February 23	W	99-88	New York
	February 15	W	91-70	Toronto
1997-98 (1-3)	December 22	L	91-90	New York
	April 17	W	93-90	New York
	March 21	W	85-81 (OT)	Toronto
1996-97 (0-3)	February 16	L	95-85	New York
	April 16	L	108-79	New York
	January 17	L	93-82	Toronto
1995-96 (0-4)	December 27	W	97-94	New York
	November 12	L	93-70	Toronto
	March 5	L	100-94	Toronto
1994-95 (0-4)	November 14	L	99-96	New York
	November 1	L	107-99	Toronto
	April 6	L	139-106	Toronto
1993-94 (0-4)	March 6	L	89-82	Toronto
	December 23	L	103-91	New York
	April 6	L	139-106	Toronto



## 2011-12 TORONTO VS. NEW YORK

PLAYER	G-GS	MIN	FG-FGA	PCT	3FG-FGA	PCT	FT-FTA	PCT	OFF	DEF	TOT	AST	PF-DQ	STL	TO	BLK	PTS	AVG
DeRozan	4-4	150	30-55	.545	2-3	.667	20-22	.909	2	13	15	5	12-0	0	13	1	82	20.5
Bargnani	3-3	105	21-48	.438	1-11	.091	14-15	.933	0	14	14	2	7-0	0	9	0	57	19.0
Forbes	2-0	35	10-17	.588	0-4	.000	5-6	.833	4	2	6	2	3-0	1	2	0	25	12.5
Calderon	4-4	161	19-44	.432	5-15	.333	4-4	1.000	2	13	15	40	9-0	6	11	2	47	11.8
Barbosa	2-0	44	7-18	.389	0-3	.000	9-10	.900	2	7	9	1	5-0	1	4	0	23	11.5
Kleiza	3-0	73	10-24	.417	2-10	.200	4-11	.364	4	10	14	3	7-0	3	4	0	26	8.7
Bayless	1-0	13	2-4	.500	0-1	.000	3-4	.750	0	3	3	4	3-0	2	2	0	7	7.0
J. Johnson	4-3	84	11-24	.458	1-3	.333	4-6	.667	2	5	7	10	16-0	6	3	2	27	6.8
Butler	2-1	37	5-13	.385	3-8	.375	0-0	---	1	9	10	0	3-0	1	0	0	13	6.5
A. Johnson	4-2	105	12-20	.600	0-0	---	1-4	.250	2	14	16	4	12-0	3	11	13	25	6.3
Davis	4-0	80	7-16	.438	0-0	---	4-6	.667	5	14	19	3	13-0	0	6	4	18	4.5
Carter	2-0	14	1-3	.333	0-0	---	2-2	1.000	0	6	6	4	2-0	2	1	0	4	2.0
Gray	3-3	36	2-3	.667	0-0	---	0-0	---	5	10	15	1	9-0	2	3	2	4	1.3
Alabi	2-0	4	1-2	.500	0-0	---	0-0	---	0	1	1	0	0-0	0	0	1	2	1.0
Magloire	1-0	18	0-2	.000	0-0	---	0-2	.000	1	9	10	1	3-0	0	1	0	0	0.0
<b>RAPTORS</b>	<b>4</b>	<b>960</b>	<b>138-293</b>	<b>.471</b>	<b>14-58</b>	<b>.241</b>	<b>70-92</b>	<b>.761</b>	<b>30</b>	<b>130</b>	<b>160</b>	<b>80</b>	<b>104-0</b>	<b>27</b>	<b>71</b>	<b>25</b>	<b>360</b>	<b>90.0</b>
<b>KNICKS</b>	<b>4</b>	<b>960</b>	<b>132-324</b>	<b>.407</b>	<b>26-96</b>	<b>.271</b>	<b>70-103</b>	<b>.680</b>	<b>43</b>	<b>115</b>	<b>158</b>	<b>82</b>	<b>83-0</b>	<b>36</b>	<b>63</b>	<b>16</b>	<b>360</b>	<b>90.0</b>

## 2011-12 NEW YORK VS. TORONTO

PLAYER	G-GS	MIN	FG-FGA	PCT	3FG-FGA	PCT	FT-FTA	PCT	OFF	DEF	TOT	AST	PF-DQ	STL	TO	BLK	PTS	AVG
Anthony	3-3	104	24-61	.393	5-16	.313	11-16	.688	6	22	28	12	8-0	6	9	1	64	21.3
Stoudemire	3-3	101	22-47	.468	0-1	.000	16-23	.696	7	20	27	3	6-0	2	6	3	60	20.0
Lin	3-3	98	18-39	.462	4-8	.500	11-15	.733	1	5	6	25	4-0	2	14	1	51	17.0
Douglas	2-1	39	8-20	.400	4-11	.364	2-3	.667	1	3	4	4	4-0	1	1	0	22	11.0
Chandler	4-4	132	17-24	.708	0-0	---	9-16	.563	11	23	34	2	14-0	2	8	6	43	10.8
Smith	2-0	42	8-20	.400	0-6	.000	2-3	.667	4	4	8	2	3-0	1	3	1	18	9.0
Walker	2-1	54	5-14	.357	3-10	.300	2-2	1.000	1	3	4	2	8-0	1	3	0	15	7.5
Novak	4-0	70	9-24	.375	9-21	.429	0-0	---	0	6	6	1	4-0	1	1	0	27	6.8
Shumpert	3-0	67	8-22	.364	0-7	.000	3-4	.750	1	5	6	7	9-0	6	4	0	19	6.3
Fields	4-4	114	7-26	.269	1-6	.167	7-12	.583	3	11	14	15	6-0	5	4	2	22	5.5
Davis	1-0	22	2-5	.400	0-1	.000	1-1	1.000	0	1	1	8	5-0	2	4	0	5	5.0
Jeffries	2-0	38	2-5	.400	0-0	---	2-2	1.000	4	2	6	1	3-0	1	1	0	6	3.0
Jordan	2-0	7	1-2	.500	0-0	---	1-2	.500	1	0	1	0	0-0	0	0	1	3	1.5
Harrellson	3-1	43	1-9	.111	0-5	.000	2-2	1.000	3	6	9	0	0-0	2	0	1	4	1.3
Bibby	3-0	29	0-6	.000	0-4	.000	1-2	.500	0	4	4	0	6-0	4	2	0	1	0.3
<b>KNICKS</b>	<b>4</b>	<b>960</b>	<b>132-324</b>	<b>.407</b>	<b>26-96</b>	<b>.271</b>	<b>70-103</b>	<b>.680</b>	<b>43</b>	<b>115</b>	<b>158</b>	<b>82</b>	<b>83-0</b>	<b>36</b>	<b>63</b>	<b>16</b>	<b>360</b>	<b>90.0</b>
<b>RAPTORS</b>	<b>4</b>	<b>960</b>	<b>138-293</b>	<b>.471</b>	<b>14-58</b>	<b>.241</b>	<b>70-92</b>	<b>.761</b>	<b>30</b>	<b>130</b>	<b>160</b>	<b>80</b>	<b>104-0</b>	<b>27</b>	<b>71</b>	<b>25</b>	<b>360</b>	<b>90.0</b>

## CAREER STATISTICS VS. NEW YORK

PLAYER	G-GS	MIN	FG-FGA	PCT	3FG-FGA	PCT	FT-FTA	PCT	OFF	DEF	TOT	AST	PF-DQ	STL	TO	BLK	PTS	AVG	HI
Anderson	2-1	49	9-17	.529	3-3	1.000	3-4	.750	2	4	6	1	6-0	1	3	0	24	12.0	18
Bargnani	22-18	685	134-296	.453	33-83	.398	66-83	.795	13	107	120	38	63-0	14	45	30	367	16.7	41
Calderon	25-15	731	111-236	.470	23-68	.338	26-29	.897	11	55	66	168	47-0	25	43	2	271	10.8	25
Davis	7-0	146	19-36	.528	0-0	---	8-16	.500	15	30	45	3	21-0	3	9	5	46	6.6	22
DeRozan	11-10	378	73-135	.541	3-8	.375	62-76	.816	7	39	46	20	31-0	6	18	4	211	19.2	36
Gray	9-4	78	14-18	.778	0-0	---	7-10	.700	10	15	25	2	20-0	2	13	2	35	3.9	12
Johnson	20-7	431	68-106	.642	0-1	.000	19-29	.655	41	69	110	12	62-1	11	28	30	155	7.8	22
Kleiza	13-2	232	42-90	.467	10-32	.313	11-25	.440	16	27	43	7	28-0	6	15	0	105	8.1	18
Lowry	10-3	268	34-77	.442	5-21	.238	29-36	.806	10	29	39	37	23-0	15	17	2	102	10.2	18
Lucas	2-0	21	3-13	.231	1-5	.200	2-2	1.000	0	0	0	4	1-0	1	3	0	9	4.5	7

## 2012-13 GAMES VS. NEW YORK

GAME 1	GAME 2	GAME 3	GAME 4
Wednesday, February 13 Madison Square Garden 7:30 p.m. Sportsnet	Friday, February 22 Air Canada Centre 7:00 p.m. TSN2	Friday, March 22 Air Canada Centre 7:00 p.m. Sportsnet ONE	Saturday, March 23 Madison Square Garden 7:30 p.m. Sportsnet ONE



# OKLAHOMA CITY THUNDER

Executive Vice President and General Manager ..... Sam Presti  
 Head Coach ..... Scott Brooks  
 Assistant Coaches ..... Mark Bryant, Maurice Cheeks, Rex Kalamian, Brian Keefe  
 Athletic Trainer ..... Joe Sharpe  
 PR Staff ..... Matt Tumbleson, Michael Ravina, John Read  
 Television ..... Brian Davis, Grant Long  
 Radio ..... Matt Pinto, Eleno Ornales (Spanish)  
 Arena ..... Chesapeake Energy Arena (18,203); opened 2008

## FRANCHISE BACKGROUND

Address ..... 211 N. Robinson, Suite 300  
 ..... Oklahoma City, OK 73102  
 Telephone ..... (405) 208-4800  
 Website ..... www.thunder.nba.com  
 History ..... Seattle SuperSonics 1967-2008,  
 ..... Oklahoma City Thunder 2008-present  
 Colours ..... Blue, Red, Yellow, Dark Blue  
 NBA Titles ..... 1 (1979)  
 Conference Titles ..... 4  
 Division Titles ..... 8  
 2011-12 Record ..... 47-19 (.712), 1st in Northwest  
 2012 NBA Playoffs ..... Defeated Dallas 4-0; Defeated L.A. Lakers 4-1;  
 ..... Defeated San Antonio 4-2; Lost to Miami 4-1

## SERIES RECAP

Current Streak ..... Lost 1  
 Current Home Streak ..... Won 1  
 Current Road Streak ..... Lost 1  
 Last Home Win ..... December 3, 2010 (111-99)  
 Last Home Loss ..... March 19, 2010 (115-89)  
 Last Road Win ..... March 20, 2011 (95-93)  
 Last Road Loss ..... April 8, 2012 (91-75)  
 Largest Margin of Victory ..... +17, January 23, 2000  
 Largest Margin of Defeat ..... -44, January 15, 1997  
 Overall Record vs. Oklahoma City ..... 12-19  
 Home Record vs. Oklahoma City ..... 8-7  
 Road Record vs. Oklahoma City ..... 4-12

## ALL-TIME RESULTS VS. OKLAHOMA CITY

SEASON	DATE	W/L	SCORE	SITE
2011-12	April 8	L	91-75	Oklahoma City
(0-1)				
2010-11	March 20	W	95-93	Oklahoma City
(2-0)	December 3	W	111-99	Toronto
2009-10	March 19	L	115-89	Toronto
(0-2)	February 28	L	119-99	Oklahoma City
2008-09	March 27	W	112-96	Toronto
(1-1)	December 19	L	91-83	Oklahoma City
2007-08	March 9	W	114-106	Toronto
(1-1)	December 21	L	123-115	Seattle
2006-07	March 11	W	120-119 (OT)	Toronto
(1-1)	December 23	L	110-97	Seattle
2005-06	January 20	W	121-113	Seattle
(0-2)	November 13	L	126-121 (OT)	Toronto
2004-05	November 19	L	101-94	Toronto
(0-2)	November 12	L	88-87	Seattle

SEASON	DATE	W/L	SCORE	SITE
2003-04	February 12	L	94-74	Seattle
(1-1)	December 7	W	108-98	Toronto
2002-03	December 26	L	97-88	Seattle
(0-2)	December 13	L	91-79	Toronto
2001-02	February 24	L	101-92	Toronto
(0-2)	December 29	L	101-75	Seattle
2000-01	March 9	W	110-99	Seattle
(2-0)	January 7	W	94-92	Toronto
1999-00	March 12	W	99-97	Seattle
(2-0)	January 23	W	94-77	Toronto
1997-98	March 10	L	111-93	Seattle
(0-2)	November 6	L	109-92	Toronto
1996-97	January 15	L	122-78	Seattle
(0-2)	November 19	L	106-98	Toronto
1995-96	December 5	L	119-89	Seattle
(1-1)	November 21	W	102-97	Toronto

## 2011-12 TORONTO VS. OKLAHOMA CITY

PLAYER	G-GS	MIN	FG-FGA	PCT	3FG-FGA	PCT	FT-FTA	PCT	OFF	DEF	TOT	AST	PF-DQ	STL	TO	BLK	PTS	AVG
Calderon	1-1	36	8-12	.667	3-4	.750	0-0	---	0	2	2	6	2-0	2	2	0	19	19.0
DeRozan	1-1	38	6-22	.273	0-1	.000	4-4	1.000	1	2	3	4	0-0	0	1	0	16	16.0
Anderson	1-1	19	3-7	.429	1-3	.333	1-2	.500	0	0	0	1	3-0	0	1	1	8	8.0
Forbes	1-0	15	3-5	.600	2-3	.667	0-2	.000	0	1	1	0	0-0	1	1	0	8	8.0
Bargnani	1-1	13	1-3	.333	0-0	---	5-6	.833	1	4	5	0	0-0	0	0	1	7	7.0
Davis	1-0	20	3-4	.750	0-0	---	0-0	---	3	1	4	0	0-0	0	3	0	6	6.0
J. Johnson	1-0	28	2-11	.182	0-3	.000	1-2	.500	0	7	7	1	4-0	1	2	2	5	5.0
Gray	1-1	25	2-3	.667	0-0	---	0-0	---	3	7	10	0	4-0	1	1	0	4	4.0
A. Johnson	1-0	15	1-2	.500	0-0	---	0-0	---	1	3	4	0	3-0	0	3	2	2	2.0
Kleiza	1-0	10	0-3	.000	0-2	.000	0-0	---	0	2	2	0	1-0	0	1	0	0	0.0
Magloire	1-0	9	0-3	.000	0-0	---	0-0	---	2	2	4	0	1-0	0	0	0	0	0.0
Uzoh (TOT)	1-0	12	0-3	.000	0-0	---	0-0	---	0	1	1	2	1-0	0	1	0	0	0.0
Uzoh (TOR)	1-0	12	0-3	.000	0-0	---	0-0	---	0	1	1	2	1-0	0	1	0	0	0.0
<b>RAPTORS</b>	<b>1</b>	<b>240</b>	<b>29-78</b>	<b>.372</b>	<b>6-16</b>	<b>.375</b>	<b>11-16</b>	<b>.688</b>	<b>11</b>	<b>32</b>	<b>43</b>	<b>14</b>	<b>19-0</b>	<b>5</b>	<b>18</b>	<b>6</b>	<b>75</b>	<b>75.0</b>
<b>THUNDER</b>	<b>1</b>	<b>240</b>	<b>30-72</b>	<b>.417</b>	<b>10-23</b>	<b>.435</b>	<b>21-26</b>	<b>.808</b>	<b>11</b>	<b>31</b>	<b>42</b>	<b>18</b>	<b>17-0</b>	<b>6</b>	<b>16</b>	<b>11</b>	<b>91</b>	<b>91.0</b>

## 2011-12 OKLAHOMA CITY VS. TORONTO

PLAYER	G-GS	MIN	FG-FGA	PCT	3FG-FGA	PCT	FT-FTA	PCT	OFF	DEF	TOT	AST	PF-DQ	STL	TO	BLK	PTS	AVG
Durant	1-1	31	7-14	.500	4-6	.667	5-5	1.000	0	4	4	1	1-0	1	2	2	23	23.0
Harden	1-0	28	5-10	.500	2-6	.333	5-6	.833	0	3	3	4	0-0	0	2	0	17	17.0
Westbrook	1-1	27	5-12	.417	0-1	.000	5-7	.714	1	5	6	6	3-0	1	4	0	15	15.0
Cook	1-0	19	3-8	.375	2-7	.286	0-0	---	0	2	2	0	1-0	1	0	0	8	8.0
Ibaka	1-1	23	2-9	.222	0-0	---	4-4	1.000	2	4	6	1	2-0	0	0	5	8	8.0
Collison	1-0	22	3-5	.600	0-0	---	0-0	---	7	2	9	4	3-0	3	2	1	6	6.0
Fisher (TOT)	2-1	41	4-12	.333	2-4	.500	1-2	.500	0	2	2	3	7-0	0	2	0	11	5.5
Fisher (OKC)	1-0	22	2-8	.250	2-3	.667	1-2	.500	0	1	1	1	3-0	0	2	0	7	7.0
Perkins	1-1	24	2-3	.667	0-0	---	1-2	.500	0	5	5	0	2-0	0	2	1	5	5.0
Aldrich	1-0	3	1-1	1.000	0-0	---	0-0	---	0	1	1	0	0-0	0	0	0	2	2.0
Hayward	1-0	3	0-0	---	0-0	---	0-0	---	0	1	1	0	0-0	0	0	0	0	0.0
Ivey	1-0	2	0-0	---	0-0	---	0-0	---	0	0	0	1	0-0	0	0	0	0	0.0
Mohammed	1-0	8	0-1	.000	0-0	---	0-0	---	0	0	0	0	1-0	0	0	1	0	0.0
Sefolosha	1-1	29	0-1	.000	0-0	---	0-0	---	1	3	4	0	1-0	0	2	1	0	0.0
<b>THUNDER</b>	<b>1</b>	<b>240</b>	<b>30-72</b>	<b>.417</b>	<b>10-23</b>	<b>.435</b>	<b>21-26</b>	<b>.808</b>	<b>11</b>	<b>31</b>	<b>42</b>	<b>18</b>	<b>17-0</b>	<b>6</b>	<b>16</b>	<b>11</b>	<b>91</b>	<b>91.0</b>
<b>RAPTORS</b>	<b>1</b>	<b>240</b>	<b>29-78</b>	<b>.372</b>	<b>6-16</b>	<b>.375</b>	<b>11-16</b>	<b>.688</b>	<b>11</b>	<b>32</b>	<b>43</b>	<b>14</b>	<b>19-0</b>	<b>5</b>	<b>18</b>	<b>6</b>	<b>75</b>	<b>75.0</b>

## CAREER STATISTICS VS. OKLAHOMA CITY

PLAYER	G-GS	MIN	FG-FGA	PCT	3FG-FGA	PCT	FT-FTA	PCT	OFF	DEF	TOT	AST	PF-DQ	STL	TO	BLK	PTS	AVG	HI
Anderson	2-1	41	7-15	.467	2-6	.333	1-2	.500	1	3	4	4	7-0	0	2	1	17	8.5	9
Bargnani	11-7	304	59-139	.424	13-39	.333	26-33	.788	10	49	59	11	27-0	2	16	5	157	14.3	26
Calderon	13-8	356	41-92	.446	6-23	.261	8-10	.800	6	32	38	108	26-0	15	24	1	96	7.4	19
Davis	3-0	50	6-12	.500	0-0	---	0-0	---	4	7	11	2	2-0	1	3	0	12	4.0	6
DeRozan	5-5	157	24-64	.375	0-4	.000	15-16	.938	8	17	25	8	8-0	1	8	0	63	12.6	16
Fields	3-2	93	10-22	.455	3-7	.429	5-6	.833	2	11	13	6	3-0	5	3	2	28	9.3	14
Gray	5-1	86	14-22	.636	0-0	---	5-10	.500	7	17	24	5	13-0	4	4	3	33	6.6	14
Johnson	9-2	172	18-31	.581	0-1	.000	10-14	.714	19	33	52	5	27-0	5	11	9	46	5.1	14
Kleiza	18-0	328	65-142	.458	20-49	.408	27-38	.711	12	41	53	20	39-0	14	17	4	177	9.8	20
Lowry	16-6	399	50-125	.400	12-34	.353	31-39	.795	13	43	56	66	35-1	18	24	7	143	8.9	18
Lucas	2-0	40	11-28	.393	5-13	.385	0-0	---	1	1	2	6	1-0	1	0	0	27	13.5	19

## 2012-13 GAMES VS. OKLAHOMA CITY

<b>GAME 1</b> Tuesday, November 6 Chesapeake Energy Arena 8:00 p.m. TSN2	<b>GAME 2</b> Sunday, January 6 Air Canada Centre 1:00 p.m. TSN
--	---



# ORLANDO MAGIC

General Manager..... Rob Hennigan  
 Head Coach..... Jacque Vaughn  
 Assistant Coaches..... James Borrego, Wes Unseld Jr., Brett Gunning  
 Athletic Trainer..... Keon Weise  
 PR Staff..... Joel Glass, George Galante, Trish Wingerson, Melanie Curtsinger  
 Television..... David Steele, Matt Guokas  
 Radio..... Dennis Neumann, Richie Aduvato, Joey Colon (Spanish)  
 Arena..... Amway Center (18,846); opened 2010

## FRANCHISE BACKGROUND

Address..... 8701 Maitland Summit Blvd.  
 Orlando, FL 32810  
 Telephone..... (407) 916-2400  
 Website..... www.orlandomagic.com  
 History..... Founded in 1989  
 Colours..... Blue, Silver and Black  
 NBA Titles..... 0  
 Conference Titles..... 2  
 Division Titles..... 5  
 2011-12 Record..... 37-29 (.561), 3rd in Southeast  
 2012 NBA Playoffs..... Lost to Indiana 4-1

## SERIES RECAP

Current Streak..... Lost 3  
 Current Home Streak..... Lost 2  
 Current Road Streak..... Lost 2  
 Last Home Win..... April 3, 2011 (102-98)  
 Last Home Loss..... March 26, 2012 (117-101)  
 Last Road Win..... November 12, 2010 (110-106)  
 Last Road Loss..... January 1, 2012 (102-96)  
 Largest Margin of Victory..... +24, January 4, 2006  
 Largest Margin of Defeat..... -40, 2X - last: January 21, 2011 (112-72)  
 Overall Record..... 26-34  
 Home Record vs. Orlando..... 15-16  
 Road Record vs. Orlando..... 11-18

## ALL-TIME RESULTS VS. ORLANDO

SEASON	DATE	W/L	SCORE	SITE
2011-12 (0-3)	March 26	L	117-101	Toronto
	March 5	L	92-88	Toronto
	January 1	L	102-96	Orlando
2010-11 (2-1)	April 3	W	102-98	Toronto
	January 21	L	112-72	Orlando
	November 12	W	110-106	Orlando
2009-10 (1-3)	January 6	W	108-103	Orlando
	December 16	L	118-99	Orlando
	November 22	L	104-96	Toronto
2008-09 (2-2)	November 1	L	125-116	Toronto
	April 1	W	99-95	Orlando
	February 1	L	113-90	Orlando
2007-08 (1-2)	January 4	W	108-102	Toronto
	November 18	L	103-90	Orlando
	March 4	L	102-87	Orlando
2006-07 (4-0)	February 20	W	127-110	Toronto
	November 7	L	105-96	Toronto
	April 4	W	111-108	Orlando
2005-06 (2-1)	March 21	W	92-85	Toronto
	February 7	W	113-103	Toronto
	December 13	W	91-84	Orlando
	April 12	L	103-96	Orlando
2004-05 (2-2)	January 4	W	121-97	Toronto
	December 19	W	92-90	Orlando
	March 30	L	108-96	Orlando
2003-04 (2-1)	March 9	W	106-96	Toronto
	January 3	W	105-94	Toronto
	December 1	L	129-108	Orlando
	February 4	W	110-90	Orlando
	November 28	W	87-86	Orlando

SEASON	DATE	W/L	SCORE	SITE
2002-03 (2-2)	April 9	L	88-82	Orlando
	February 19	W	99-97	Toronto
	January 19	L	101-93	Toronto
	November 12	W	115-109	Orlando
2001-02 (1-3)	March 10	L	92-79	Orlando
	February 27	L	90-85	Toronto
	January 27	W	106-97	Toronto
2000-01 (1-2)	Oct. 30	L	114-85	Orlando
	April 6	W	108-100	Orlando
	April 1	L	104-101 (OT)	Toronto
1999-00 (2-2)	January 23	L	116-111 (OT)	Orlando
	April 19	L	106-100	Orlando
	March 17	W	95-91	Toronto
1998-99 (2-1)	January 12	W	108-102	Toronto
	December 17	L	112-98	Orlando
	April 23	W	95-88	Orlando
1997-98 (1-3)	April 19	W	90-72	Toronto
	March 5	L	89-84	Toronto
	March 29	L	95-68	Toronto
1996-97 (0-4)	February 27	W	115-107 (3OT)	Orlando
	January 7	L	83-81	Toronto
	November 8	L	96-87	Orlando
1995-96 (1-2)	April 10	L	105-69	Toronto
	January 12	L	88-85	Toronto
	January 2	L	96-94 (OT)	Orlando
	November 16	L	92-87	Orlando
	March 29	L	126-86	Toronto
	January 3	L	121-110	Orlando
	December 17	W	110-93	Toronto

## 2011-12 TORONTO VS. ORLANDO

PLAYER	G-GS	MIN	FG-FGA	PCT	3FG-FGA	PCT	FT-FTA	PCT	OFF	DEF	TOT	AST	PF-DQ	STL	TO	BLK	PTS	AVG
DeRozan	2-2	74	13-34	.382	2-6	.333	12-13	.923	1	7	8	1	6-0	4	3	0	40	20.0
Bargnani	2-2	64	13-32	.406	1-4	.250	9-9	1.000	1	9	10	3	4-0	1	3	0	36	18.0
Calderon	3-3	109	13-27	.481	6-10	.600	3-3	1.000	0	8	8	31	5-0	4	4	1	35	11.7
Bayless	2-0	35	6-13	.462	4-8	.500	5-6	.833	2	6	8	9	2-0	0	1	0	21	10.5
Forbes	2-1	33	7-14	.500	4-7	.571	3-4	.750	0	2	2	0	3-0	0	2	0	21	10.5
Kleiza	2-0	46	8-16	.500	3-8	.375	1-2	.500	0	4	4	2	5-0	2	4	0	20	10.0
J. Johnson	3-2	73	9-20	.450	2-6	.333	6-6	1.000	2	7	9	13	5-0	2	6	1	26	8.7
Barbosa	2-0	46	5-14	.357	2-3	.667	5-6	.833	0	3	3	2	9-1	0	7	0	17	8.5
Gray	2-2	41	5-11	.455	0-0	---	7-8	.875	4	12	16	0	6-0	1	2	0	17	8.5
A. Johnson	2-1	43	5-10	.500	0-0	---	2-2	1.000	3	4	7	3	8-0	1	1	1	12	6.0
Davis	3-1	71	7-17	.412	0-0	---	3-5	.600	6	6	12	2	6-0	0	2	3	17	5.7
Carter	1-0	14	2-5	.400	0-2	.000	0-0	---	0	3	3	0	0-0	0	0	0	4	4.0
Magloire	3-0	44	5-6	.833	0-0	---	2-4	.500	4	14	18	1	10-0	1	1	0	12	4.0
Butler	1-1	19	0-2	.000	0-1	.000	3-3	1.000	0	1	1	1	3-0	0	0	0	3	3.0
Anderson	1-0	8	0-1	.000	0-0	---	2-2	1.000	0	1	1	1	0-0	0	0	0	2	2.0
Alabi	2-0	2	1-1	1.000	0-0	---	0-0	---	0	0	0	1	0-0	0	0	0	2	1.0
<b>RAPTORS</b>	<b>3</b>	<b>720</b>	<b>99-223</b>	<b>.444</b>	<b>24-55</b>	<b>.436</b>	<b>63-73</b>	<b>.863</b>	<b>23</b>	<b>87</b>	<b>110</b>	<b>70</b>	<b>72-1</b>	<b>16</b>	<b>36</b>	<b>6</b>	<b>285</b>	<b>95.0</b>
<b>MAGIC</b>	<b>3</b>	<b>720</b>	<b>116-235</b>	<b>.494</b>	<b>36-89</b>	<b>.404</b>	<b>43-71</b>	<b>.606</b>	<b>28</b>	<b>84</b>	<b>112</b>	<b>71</b>	<b>56-0</b>	<b>15</b>	<b>33</b>	<b>14</b>	<b>311</b>	<b>103.7</b>

## 2011-12 ORLANDO VS. TORONTO

PLAYER	G-GS	MIN	FG-FGA	PCT	3FG-FGA	PCT	FT-FTA	PCT	OFF	DEF	TOT	AST	PF-DQ	STL	TO	BLK	PTS	AVG
Howard	3-3	116	31-45	.689	0-0	---	16-33	.485	12	26	38	4	9-0	4	9	7	78	26.0
Anderson	3-3	96	25-47	.532	14-26	.538	7-7	1.000	11	13	24	2	7-0	0	3	0	71	23.7
Redick	3-0	88	14-28	.500	8-14	.571	10-13	.769	1	6	7	13	8-0	0	1	1	46	15.3
Nelson	3-3	93	16-28	.571	6-11	.545	0-0	---	1	4	5	17	7-0	3	7	0	38	12.7
Davis	3-0	64	10-19	.526	0-1	.000	4-9	.444	2	14	16	3	5-0	0	4	0	24	8.0
Turkoglu	3-3	103	8-29	.276	3-16	.188	3-3	1.000	0	7	7	24	11-0	4	4	2	22	7.3
J. Richardson	3-3	89	6-25	.240	3-15	.200	3-6	.500	1	10	11	3	4-0	2	2	3	18	6.0
Duhon	3-0	49	5-10	.500	2-5	.400	0-0	---	0	2	2	4	1-0	2	1	1	12	4.0
Liggins	2-0	2	1-2	.500	0-0	---	0-0	---	0	0	0	0	0-0	0	0	0	2	2.0
Clark	1-0	4	0-0	---	0-0	---	0-0	---	0	0	0	0	2-0	0	0	0	0	0.0
Q. Richardson	1-0	13	0-2	.000	0-1	.000	0-0	---	0	2	2	1	2-0	0	2	0	0	0.0
Smith (TOT)	1-0	2	0-0	---	0-0	---	0-0	---	0	0	0	0	0-0	0	0	0	0	0.0
Smith (ORL)	1-0	2	0-0	---	0-0	---	0-0	---	0	0	0	0	0-0	0	0	0	0	0.0
<b>MAGIC</b>	<b>3</b>	<b>720</b>	<b>116-235</b>	<b>.494</b>	<b>36-89</b>	<b>.404</b>	<b>43-71</b>	<b>.606</b>	<b>28</b>	<b>84</b>	<b>112</b>	<b>71</b>	<b>56-0</b>	<b>15</b>	<b>33</b>	<b>14</b>	<b>311</b>	<b>103.7</b>
<b>RAPTORS</b>	<b>3</b>	<b>720</b>	<b>99-223</b>	<b>.444</b>	<b>24-55</b>	<b>.436</b>	<b>63-73</b>	<b>.863</b>	<b>23</b>	<b>87</b>	<b>110</b>	<b>70</b>	<b>72-1</b>	<b>16</b>	<b>36</b>	<b>6</b>	<b>285</b>	<b>95.0</b>

## CAREER STATISTICS VS. ORLANDO

PLAYER	G-GS	MIN	FG-FGA	PCT	3FG-FGA	PCT	FT-FTA	PCT	OFF	DEF	TOT	AST	PF-DQ	STL	TO	BLK	PTS	AVG	HI
Anderson	5-1	67	5-18	.278	2-11	.182	2-2	1.000	2	9	11	4	5-0	0	5	0	14	2.8	10
Bargnani	17-15	500	94-233	.403	20-58	.345	44-47	.936	13	68	81	16	57-3	4	25	6	252	14.8	28
Calderon	17-11	495	71-139	.511	15-34	.441	23-25	.920	3	33	36	118	24-0	12	29	3	180	10.6	21
Davis	5-2	116	12-26	.462	0-0	---	3-5	.600	10	15	25	4	15-0	1	2	3	27	5.4	9
DeRozan	9-9	259	46-98	.469	3-8	.375	36-41	.878	9	22	31	9	24-0	9	7	1	131	14.6	26
Fields	7-7	202	14-37	.378	4-18	.222	4-11	.364	3	29	32	12	11-0	4	10	0	36	5.1	10
Gray	13-4	197	27-52	.519	0-0	---	12-15	.800	21	40	61	6	41-0	9	17	0	66	5.1	13
Johnson	13-3	212	30-48	.625	0-0	---	10-15	.667	25	24	49	7	45-1	5	6	12	70	5.4	14
Kleiza	11-1	240	33-74	.446	13-35	.371	13-16	.813	3	34	37	10	29-0	7	11	1	92	8.4	26
Lowry	9-3	229	27-66	.409	8-25	.320	31-43	.721	3	28	31	41	20-0	11	8	3	93	10.3	20
Lucas	4-0	42	12-23	.522	5-11	.455	0-0	---	2	2	4	9	2-0	2	2	0	29	7.3	20

## 2012-13 GAMES VS. ORLANDO

GAME 1	GAME 2	GAME 3	GAME 4
Sunday, November 18	Friday, December 21	Saturday, December 29	Thursday, January 24
Air Canada Centre	Air Canada Centre	Amway Center	Amway Center
1:00 p.m.	7:00 p.m.	7:00 p.m.	7:00 p.m.
Sportsnet ONE	TSN	TSN	TSN



# PHILADELPHIA 76ERS

President..... Rod Thorn  
 Head Coach..... Doug Collins  
 Assistant Head Coach..... Michael Curry  
 Assistant Coaches..... Brian James, Aaron McKie, Jeff Capel, Monte Shubik  
 Athletic Trainer..... Kevin Johnson  
 PR Staff..... Michael Preston, Sean McCloskey, Rebecca Timms, Harvey Pollack  
 Television..... Marc Zumoff, Malik Rose  
 Radio..... Tom McGinnis  
 Arena..... Wells Fargo Center (20,328); opened 1996

## FRANCHISE BACKGROUND

Address..... 3 Crescent Drive, Suite 300  
 Philadelphia, PA 19112  
 Telephone..... (215) 339-7666  
 Website..... www.sixers.com  
 History..... Syracuse Nationals, 1949-63;  
 Philadelphia 76ers, 1963-present  
 Colours..... Red, White, Blue, Gold and Silver  
 NBA Titles..... 3 (1955, '67, '83)  
 Conference Titles..... 9  
 Division Titles..... 12  
 2011-12 Record..... 35-31 (.530), 3rd in Atlantic  
 2012 NBA Playoffs..... Defeated Chicago 4-2; Lost to Boston 4-3

## SERIES RECAP

Current Streak..... Lost 1  
 Current Home Streak..... Lost 2  
 Current Road Streak..... Won 1  
 Last Home Win..... November 24, 2010 (106-90)  
 Last Home Loss..... April 11, 2012 (93-75)  
 Last Road Win..... April 4, 2012 (99-78)  
 Last Road Loss..... January 7, 2012 (97-62)  
 Largest Margin of Victory..... +22, April 2, 1997  
 Largest Margin of Defeat..... -35, January 7, 2012  
 Overall Record vs. Philadelphia..... 32-32  
 Home Record vs. Philadelphia..... 16-15  
 Road Record vs. Philadelphia..... 16-17

## ALL-TIME RESULTS VS. PHILADELPHIA

SEASON	DATE	W/L	SCORE	SITE
2011-12 (1-2)	April 11	L	93-75	Toronto
	April 4	W	99-78	Philadelphia
	January 7	L	97-62	Philadelphia
2010-11 (2-2)	April 8	L	98-93	Philadelphia
	January 26	L	107-94	Toronto
	November 24	W	106-90	Toronto
2009-10 (3-1)	November 17	W	94-86	Philadelphia
	April 3	W	128-123 (OT)	Philadelphia
	March 7	L	114-101	Toronto
2008-09 (2-2)	February 10	W	104-93	Toronto
	January 8	W	108-106	Philadelphia
	April 12	W	111-104	Toronto
2007-08 (3-1)	March 11	L	115-106	Philadelphia
	November 12	L	106-96	Toronto
	October 29	W	95-84	Philadelphia
2006-07 (3-1)	January 19	L	99-95	Philadelphia
	January 9	W	109-96	Toronto
	November 9	W	105-103	Philadelphia
2005-06 (1-3)	October 31	W	106-97	Toronto
	April 18	L	122-119	Toronto
	March 14	W	111-97	Philadelphia
2004-05 (1-3)	December 18	L	107-80	Toronto
	November 16	L	121-115	Toronto
	November 15	L	104-92	Philadelphia
2004-05 (1-3)	March 25	L	103-101	Philadelphia
	March 13	W	128-110	Toronto
	February 11	L	106-91	Toronto
2004-05 (1-3)	January 14	L	106-96	Philadelphia

SEASON	DATE	W/L	SCORE	SITE
2003-04 (3-1)	February 3	W	93-80	Philadelphia
	January 28	W	94-84	Toronto
	December 2	W	95-88	Philadelphia
2002-03 (0-3)	November 19	L	81-75	Toronto
	March 23	L	112-95	Philadelphia
	November 24	L	94-84	Philadelphia
2001-02 (3-1)	November 22	L	90-80	Toronto
	March 31	W	72-70	Philadelph
	March 3	L	96-84	Toronto
2000-01 (3-1)	February 4	W	100-93	Philadelphia
	November 25	W	107-88	Toronto
	April 3	W	100-86	Toronto
1999-00 (0-3)	January 30	W	96-89	Toronto
	January 21	W	110-106 (OT)	Philadelphia
	November 1	L	104-98	Philadelphia
1998-99 (1-2)	March 22	L	106-93	Philadelphia
	December 15	L	93-91	Philadelphia
	November 14	L	93-90	Toronto
1997-98 (2-2)	May 1	L	103-96	Philadelphia
	April 14	L	96-78	Philadelphia
	April 4	W	97-82	Toronto
1996-97 (3-1)	April 19	L	107-78	Toronto
	April 5	L	116-104	Philadelphia
	January 26	W	91-87	Toronto
1995-96 (1-3)	December 10	W	104-97	Philadelphia
	April 2	W	112-90	Philadelphia
	March 18	W	117-105	Toronto
1995-96 (1-3)	January 29	L	101-99	Philadelphia
	November 13	W	110-98	Toronto
	April 21	L	109-105	Toronto
1995-96 (1-3)	March 27	L	103-94	Philadelphia
	March 12	L	118-110	Philadelphia
	December 1	W	105-102	Toronto

## 2011-12 TORONTO VS. PHILADELPHIA

PLAYER	G-GS	MIN	FG-FGA	PCT	3FG-FGA	PCT	FT-FTA	PCT	OFF	DEF	TOT	AST	PF-DQ	STL	TO	BLK	PTS	AVG
Bargnani	2-2	66	16-34	.471	4-11	.364	9-11	.818	3	13	16	3	2-0	1	3	0	45	22.5
Anderson	2-2	66	9-19	.474	4-8	.500	4-5	.800	0	7	7	1	5-0	0	1	0	26	13.0
DeRozan	3-3	100	16-40	.400	0-4	.000	5-5	1.000	3	4	7	7	3-0	2	4	2	37	12.3
Calderon	3-3	88	11-23	.478	2-9	.222	4-5	.800	1	3	4	24	5-0	2	4	0	28	9.3
Kleiza	2-0	40	6-14	.429	3-8	.375	0-0	---	2	8	10	2	4-0	0	2	0	15	7.5
Davis	3-0	80	8-19	.421	0-0	---	3-4	.750	9	21	30	5	7-0	2	5	0	19	6.3
A. Johnson	3-2	73	9-21	.429	0-0	---	0-0	---	8	16	24	0	8-0	0	5	3	18	6.0
J. Johnson	2-0	51	5-22	.227	1-2	.500	1-3	.333	3	9	12	4	2-0	0	2	5	12	6.0
Forbes	2-0	28	4-13	.308	2-4	.500	0-0	---	0	0	0	0	0-0	0	2	0	10	5.0
Dentmon (TOT)	2-0	33	3-7	.429	1-4	.250	0-0	---	0	3	3	2	1-0	1	2	0	7	3.5
Dentmon (TOR)	1-0	21	2-3	.667	1-1	1.000	0-0	---	0	3	3	2	0-0	0	1	0	5	5.0
Uzoh (TOT)	3-0	23	4-10	.400	0-0	---	2-2	1.000	5	2	7	9	4-0	0	1	0	10	3.3
Uzoh (TOR)	2-0	17	3-7	.429	0-0	---	2-2	1.000	3	1	4	7	3-0	0	1	0	8	4.0
Barbosa	1-0	13	1-7	.143	0-1	.000	1-1	1.000	0	2	2	1	2-0	0	1	0	3	3.0
Gray	2-2	33	3-9	.333	0-0	---	0-0	---	1	8	9	0	3-0	0	3	0	6	3.0
Carter	1-0	15	1-5	.200	0-1	.000	0-0	---	1	4	5	2	2-0	0	1	0	2	2.0
Alabi	2-0	5	1-2	.500	0-0	---	0-0	---	0	1	1	1	0-0	0	0	0	2	1.0
Butler	1-1	19	0-4	.000	0-2	.000	0-0	---	0	2	2	0	1-0	0	1	0	0	0.0
Magloire	1-0	5	0-0	---	0-0	---	0-0	---	0	0	0	0	0-0	0	1	0	0	0.0
<b>RAPTORS</b>	<b>3</b>	<b>720</b>	<b>95-242</b>	<b>.393</b>	<b>17-51</b>	<b>.333</b>	<b>29-36</b>	<b>.806</b>	<b>34</b>	<b>102</b>	<b>136</b>	<b>59</b>	<b>47-0</b>	<b>7</b>	<b>41</b>	<b>10</b>	<b>236</b>	<b>78.7</b>
<b>76ERS</b>	<b>3</b>	<b>720</b>	<b>111-239</b>	<b>.464</b>	<b>9-43</b>	<b>.209</b>	<b>37-51</b>	<b>.725</b>	<b>23</b>	<b>99</b>	<b>122</b>	<b>70</b>	<b>38-0</b>	<b>23</b>	<b>20</b>	<b>24</b>	<b>268</b>	<b>89.3</b>

## 2011-12 PHILADELPHIA VS. TORONTO

PLAYER	G-GS	MIN	FG-FGA	PCT	3FG-FGA	PCT	FT-FTA	PCT	OFF	DEF	TOT	AST	PF-DQ	STL	TO	BLK	PTS	AVG
Holiday	3-3	97	19-33	.576	3-7	.429	1-4	.250	1	12	13	18	5-0	6	1	1	42	14.0
Brand	3-3	87	16-29	.552	0-1	.000	9-12	.750	3	15	18	4	5-0	1	1	6	41	13.7
T. Young	3-0	80	15-27	.556	0-0	---	5-9	.556	6	6	12	4	5-0	4	0	4	35	11.7
Williams	3-0	71	13-31	.419	1-10	.100	5-5	1.000	0	3	3	9	1-0	2	1	1	32	10.7
Iguodala	3-3	100	9-25	.360	3-8	.375	9-10	.900	0	16	16	12	4-0	4	4	5	30	10.0
Hawes	3-2	64	13-23	.565	0-0	---	1-2	.500	3	13	16	4	4-0	1	5	5	27	9.0
Vucevic	3-1	43	9-18	.500	0-0	---	3-4	.750	9	8	17	5	5-0	1	0	2	21	7.0
Turner	3-1	77	9-24	.375	0-1	.000	1-2	.500	0	18	18	11	5-0	1	2	0	19	6.3
Meeks	3-2	81	6-23	.261	2-15	.133	3-3	1.000	1	5	6	3	2-0	2	2	0	17	5.7
Nocioni	1-0	8	1-2	.500	0-1	.000	0-0	---	0	1	1	0	2-0	1	2	0	2	2.0
S. Young (TOT)	2-0	5	1-2	.500	0-0	---	0-0	---	0	0	0	1	0-0	1	0	0	2	1.0
S. Young (PHI)	1-0	3	1-1	1.000	0-0	---	0-0	---	0	0	0	0	0-0	0	0	0	2	2.0
Allen	2-0	8	0-2	.000	0-0	---	0-0	---	0	2	2	0	0-0	0	1	0	0	0.0
Brackins	1-0	2	0-1	.000	0-0	---	0-0	---	0	0	0	0	0-0	0	0	0	0	0.0
<b>76ERS</b>	<b>3</b>	<b>720</b>	<b>111-239</b>	<b>.464</b>	<b>9-43</b>	<b>.209</b>	<b>37-51</b>	<b>.725</b>	<b>23</b>	<b>99</b>	<b>122</b>	<b>70</b>	<b>38-0</b>	<b>23</b>	<b>20</b>	<b>24</b>	<b>268</b>	<b>89.3</b>
<b>RAPTORS</b>	<b>3</b>	<b>720</b>	<b>95-242</b>	<b>.393</b>	<b>17-51</b>	<b>.333</b>	<b>29-36</b>	<b>.806</b>	<b>34</b>	<b>102</b>	<b>136</b>	<b>59</b>	<b>47-0</b>	<b>7</b>	<b>41</b>	<b>10</b>	<b>236</b>	<b>78.7</b>

## CAREER STATISTICS VS. PHILADELPHIA

PLAYER	G-GS	MIN	FG-FGA	PCT	3FG-FGA	PCT	FT-FTA	PCT	OFF	DEF	TOT	AST	PF-DQ	STL	TO	BLK	PTS	AVG	HI
Anderson	3-2	87	12-27	.444	5-12	.417	4-5	.800	2	9	11	2	9-0	0	1	0	33	11.0	13
Bargnani	20-14	584	110-227	.485	29-71	.408	53-64	.828	19	73	92	30	45-0	9	34	28	302	15.1	30
Calderon	24-12	652	87-177	.492	22-61	.361	31-37	.838	3	46	49	164	56-0	23	46	2	227	9.5	30
Davis	5-1	135	15-33	.455	0-0	---	7-8	.875	12	32	44	6	11-0	4	7	1	37	7.4	14
DeRozan	11-10	316	48-111	.432	0-7	.000	41-48	.854	11	20	31	19	17-0	11	11	3	137	12.5	29
Fields	7-7	206	30-45	.667	7-13	.538	2-3	.667	2	30	32	10	8-0	9	13	3	69	9.9	25
Gray	9-2	98	11-28	.393	0-0	---	4-9	.444	7	19	26	3	10-0	1	7	3	26	2.9	8
Johnson	17-3	298	39-79	.494	0-1	.000	21-25	.840	30	54	84	9	37-1	8	14	24	99	5.8	15
Kleiza	11-0	184	20-63	.317	7-26	.269	7-8	.875	7	34	41	8	25-0	3	13	1	54	4.9	10
Lowry	7-3	209	39-65	.600	15-29	.517	18-21	.857	1	25	26	27	17-0	7	10	4	111	15.9	36
Lucas	5-0	54	6-21	.286	2-10	.200	1-2	.500	0	3	3	5	7-0	5	4	0	15	3.0	6

## 2012-13 GAMES VS. PHILADELPHIA

**GAME 1**  
Saturday, November 10  
Air Canada Centre  
7:00 p.m.  
TSN

**GAME 2**  
Tuesday, November 20  
Wells Fargo Center  
7:00 p.m.  
TSN2

**GAME 3**  
Wednesday, January 9  
Air Canada Centre  
7:00 p.m.  
Sportsnet

**GAME 4**  
Friday, January 18  
Wells Fargo Center  
7:00 p.m.  
TSN2



## PHOENIX SUNS

President of Basketball Operations ..... Lon Babby  
 General Manager ..... Lance Banks  
 Head Coach ..... Alvin Gentry  
 Assistant Coaches ..... Elston Turner, Dan Majerle, Igor Kokoskov, Noel Gillespie  
 Athletic Trainer ..... Aaron Nelson  
 PR Staff ..... Julie Fie, DC Headley, Vince Kozar, Sherry Reed  
 Television ..... Steve Albert, Eddie Johnson, Ann Meyers Drysdale  
 Radio ..... Al McCoy, Tim Kempton, Ivan Valenzuela (Spanish), Arturo Ochoa (Spanish)  
 Arena ..... US Airways Center (18,422); opened 1992

### FRANCHISE BACKGROUND

Address ..... US Airways Center, 201 East Jefferson Street  
 Phoenix, AZ 85004  
 Telephone ..... (602) 379-7900  
 Website ..... www.suns.com  
 History ..... Founded in 1968  
 Colours ..... Purple, Orange and Black  
 NBA Titles ..... 0  
 Conference Titles ..... 2  
 Division Titles ..... 6  
 2011-11 Record ..... 33-33 (.500), 3rd in Pacific  
 2012 NBA Playoffs ..... Did not qualify

### SERIES RECAP

Current Streak ..... Won 1  
 Current Home Streak ..... Lost 7  
 Current Road Streak ..... Won 1  
 Last Home Win ..... January 4, 2004 (83-73)  
 Last Home Loss ..... February 25, 2011 (110-92)  
 Last Road Win ..... January 24, 2012 (99-96)  
 Last Road Loss ..... March 23, 2011 (114-106)  
 Largest Margin of Victory ..... +24, February 1, 1997  
 Largest Margin of Defeat ..... -20, February 27, 2009  
 Overall Record vs. Phoenix ..... 8-23  
 Home Record vs. Phoenix ..... 4-11  
 Road Record vs. Phoenix ..... 4-12

### ALL-TIME RESULTS VS. PHOENIX

SEASON	DATE	W/L	SCORE	SITE
(1-0)	January 24	W	99-96	Phoenix
2010-11	March 23	L	114-106	Phoenix
(0-2)	February 25	L	110-92	Toronto
2009-10	November 29	L	113-94	Toronto
(0-2)	November 15	L	101-100	Phoenix
2008-09	February 27	L	133-113	Phoenix
(0-2)	January 18	L	117-113	Toronto
2007-08	December 22	L	122-103	Phoenix
(0-2)	December 5	L	136-123	Toronto
2006-07	January 3	L	100-98	Toronto
(0-2)	December 19	L	115-98	Phoenix
2005-06	March 31	L	140-126	Toronto
(0-2)	November 22	L	90-82	Phoenix
2004-05	January 30	L	123-105	Toronto
(0-2)	December 26	L	106-94	Phoenix

SEASON	DATE	W/L	SCORE	SITE
2003-04	February 10	W	101-94	Phoenix
(2-0)	January 4	W	83-73	Toronto
2002-03	March 17	L	95-91 (OT)	Phoenix
(1-1)	February 21	W	92-89	Toronto
2001-02	December 9	L	91-90	Toronto
(1-1)	November 18	W	87-81	Phoenix
2000-01	December 30	L	109-103	Phoenix
(0-2)	December 10	L	95-87	Toronto
1999-00	February 27	W	103-102	Toronto
(1-1)	November 23	L	94-93	Phoenix
1997-98	February 3	L	110-105	Toronto
(0-2)	December 5	L	110-91	Phoenix
1996-97	March 11	W	105-101	Phoenix
(2-0)	February 1	W	110-86	Toronto
1995-96	February 23	L	110-105	Phoenix
(0-2)	November 10	L	112-108	Toronto

## 2011-12 TORONTO VS. PHOENIX

PLAYER	G-GS	MIN	FG-FGA	PCT	3FG-FGA	PCT	FT-FTA	PCT	OFF	DEF	TOT	AST	PF-DQ	STL	TO	BLK	PTS	AVG
Bargnani	1-1	42	10-21	.476	4-6	.667	12-12	1.000	1	5	6	2	2-0	2	2	1	36	36.0
Barbosa	1-0	31	7-14	.500	3-3	1.000	2-2	1.000	0	2	2	0	1-0	1	1	1	19	19.0
J. Johnson	1-1	35	7-12	.583	0-1	.000	4-4	1.000	3	7	10	0	3-0	1	2	0	18	18.0
Calderon	1-1	33	2-5	.400	0-0	---	2-3	.667	0	4	4	11	1-0	1	3	0	6	6.0
A. Johnson	1-0	13	2-5	.400	0-0	---	1-2	.500	2	1	3	0	3-0	0	1	0	5	5.0
Kleiza	1-0	20	1-5	.200	1-3	.333	2-2	1.000	2	8	10	0	3-0	1	2	0	5	5.0
DeRozan	1-1	23	2-8	.250	0-0	---	0-0	---	0	1	1	2	2-0	2	1	0	4	4.0
Bayless	1-0	15	1-6	.167	0-2	.000	0-0	---	0	2	2	1	1-0	0	2	0	2	2.0
Butler	1-0	7	1-1	1.000	0-0	---	0-0	---	0	2	2	0	1-0	0	1	0	2	2.0
Gray	1-1	15	1-4	.250	0-0	---	0-0	---	3	2	5	1	3-0	2	0	0	2	2.0
Davis	1-0	3	0-1	.000	0-0	---	0-0	---	0	1	1	0	2-0	0	1	0	0	0.0
Forbes	1-0	3	0-0	---	0-0	---	0-0	---	0	0	0	1	0-0	0	0	0	0	0.0
<b>RAPTORS</b>	<b>1</b>	<b>240</b>	<b>34-82</b>	<b>.415</b>	<b>8-15</b>	<b>.533</b>	<b>23-25</b>	<b>.920</b>	<b>11</b>	<b>35</b>	<b>46</b>	<b>18</b>	<b>22-0</b>	<b>10</b>	<b>17</b>	<b>2</b>	<b>99</b>	<b>99.0</b>
<b>SUNS</b>	<b>1</b>	<b>240</b>	<b>39-82</b>	<b>.476</b>	<b>5-16</b>	<b>.313</b>	<b>13-17</b>	<b>.765</b>	<b>8</b>	<b>32</b>	<b>40</b>	<b>23</b>	<b>20-0</b>	<b>7</b>	<b>15</b>	<b>4</b>	<b>96</b>	<b>96.0</b>

## 2011-12 PHOENIX VS. TORONTO

PLAYER	G-GS	MIN	FG-FGA	PCT	3FG-FGA	PCT	FT-FTA	PCT	OFF	DEF	TOT	AST	PF-DQ	STL	TO	BLK	PTS	AVG
Gortat	1-1	38	9-16	.563	0-0	---	3-5	.600	3	9	12	1	2-0	0	0	2	21	21.0
Nash	1-1	35	8-14	.571	1-4	.250	0-0	---	1	6	7	14	0-0	0	6	0	17	17.0
Warrick	1-0	26	6-9	.667	0-0	---	5-6	.833	1	0	1	4	2-0	0	1	0	17	17.0
Hill	1-1	22	5-10	.500	1-1	1.000	0-0	---	0	5	5	0	2-0	0	3	0	11	11.0
Brown	1-0	17	2-4	.500	1-2	.500	2-2	1.000	0	0	0	0	1-0	1	0	0	7	7.0
Dudley	1-0	24	2-7	.286	1-4	.250	1-2	.500	0	1	1	1	1-0	3	1	0	6	6.0
Morris	1-1	17	2-3	.667	0-0	---	0-0	---	0	1	1	1	2-0	0	1	0	4	4.0
Price	1-1	28	2-3	.667	0-0	---	0-0	---	2	3	5	0	4-0	2	0	0	4	4.0
Telfair	1-0	14	1-6	.167	0-0	---	2-2	1.000	1	2	3	2	1-0	0	1	0	4	4.0
Frye	1-0	12	1-7	.143	1-4	.250	0-0	---	0	3	3	0	3-0	1	2	2	3	3.0
Redd	1-0	5	1-2	.500	0-1	.000	0-0	---	0	2	2	0	0-0	0	0	0	2	2.0
Lopez	1-0	4	0-1	.000	0-0	---	0-0	---	0	0	0	0	2-0	0	0	0	0	0.0
<b>SUNS</b>	<b>1</b>	<b>240</b>	<b>39-82</b>	<b>.476</b>	<b>5-16</b>	<b>.313</b>	<b>13-17</b>	<b>.765</b>	<b>8</b>	<b>32</b>	<b>40</b>	<b>23</b>	<b>20-0</b>	<b>7</b>	<b>15</b>	<b>4</b>	<b>96</b>	<b>96.0</b>
<b>RAPTORS</b>	<b>1</b>	<b>240</b>	<b>34-82</b>	<b>.415</b>	<b>8-15</b>	<b>.533</b>	<b>23-25</b>	<b>.920</b>	<b>11</b>	<b>35</b>	<b>46</b>	<b>18</b>	<b>22-0</b>	<b>10</b>	<b>17</b>	<b>2</b>	<b>99</b>	<b>99.0</b>

## CAREER STATISTICS VS. PHOENIX

PLAYER	G-GS	MIN	FG-FGA	PCT	3FG-FGA	PCT	FT-FTA	PCT	OFF	DEF	TOT	AST	PF-DQ	STL	TO	BLK	PTS	AVG	HI
Bargnani	10-8	368	78-162	.481	16-41	.390	42-48	.875	14	35	49	11	31-1	8	19	5	214	21.4	36
Calderon	11-9	317	34-75	.453	5-16	.313	9-12	.750	4	26	30	75	24-0	5	16	1	82	7.5	15
Davis	3-0	49	8-13	.615	0-0	---	2-6	.333	9	6	15	1	8-0	1	3	2	18	6.0	11
DeRozan	5-5	124	24-55	.436	0-3	.000	9-9	1.000	1	13	14	9	13-0	7	6	1	57	11.4	19
Fields	3-3	102	16-25	.640	5-10	.500	5-9	.556	2	23	25	8	7-0	4	7	0	42	14.0	17
Gray	8-2	95	6-18	.333	0-0	---	2-5	.400	11	22	33	7	18-0	4	6	2	14	1.8	4
Johnson	9-2	147	16-32	.500	0-0	---	5-12	.417	20	21	41	6	26-0	1	8	6	37	4.1	9
Kleiza	15-0	272	31-71	.437	11-28	.393	17-29	.586	22	36	58	11	28-0	5	11	3	90	6.0	18
Lowry	17-6	414	54-123	.439	15-37	.405	36-44	.818	16	36	52	65	35-0	23	28	3	159	9.4	32
Lucas	5-0	55	3-19	.158	1-9	.111	0-0	---	0	4	4	3	6-0	2	1	0	7	1.4	7

## 2012-13 GAMES VS. PHOENIX

**GAME 1**  
**Friday, November 30**  
 Air Canada Centre  
 7:00 p.m.  
 TSN2

**GAME 2**  
**Wednesday, March 6**  
 US Airways Center  
 9:00 p.m.  
 Sportsnet ONE



# PORTLAND TRAIL BLAZERS

General Manager..... Neil Olshey  
 Head Coach..... Terry Stotts  
 Assistant Coaches..... Kaleb Canales, Jay Triano, David Vanterpool, Kim Hughes, Dale Osbourne  
 Athletic Trainer..... Jay Jensen  
 PR Staff..... Jim Taylor, Collin Romer  
 Television..... Mike Barrett, Mike Rice  
 Radio..... Brian Wheeler, Antonio Harvey  
 Arena..... The Rose Garden (19,980); opened 1995

## FRANCHISE BACKGROUND

Address..... One Center Court, Suite 200  
 ..... Portland, OR 97227  
 Telephone..... (503) 234-9291  
 Website..... www.trailblazers.com  
 History..... Founded in 1970  
 Colours..... Scarlet, Black and Silver  
 NBA Titles..... 1 (1977)  
 Conference Titles..... 3  
 Division Titles..... 4  
 2011-12 Record..... 28-38 (.424), 4th in Northwest  
 2012 NBA Playoffs..... Did not qualify

## SERIES RECAP

Current Streak..... Lost 7  
 Current Home Streak..... Lost 4  
 Current Road Streak..... Lost 4  
 Last Home Win..... January 13, 2008 (116-109 2OT)  
 Last Home Loss..... January 20, 2012 (94-84)  
 Last Road Win..... December 22, 2006 (98-96 OT)  
 Last Road Loss..... November 6, 2010 (97-84)  
 Largest Margin of Victory..... +36, January 28, 1997  
 Largest Margin of Defeat..... -24, January 4, 2000  
 Overall Record vs. Portland..... 9-22  
 Home Record vs. Portland..... 5-11  
 Road Record vs. Portland..... 4-11

## ALL-TIME RESULTS VS. PORTLAND

SEASON	DATE	W/L	SCORE	SITE
2011-12	January 20	L	94-84	Toronto
(0-1)				
2010-11	February 11	L	102-96	Toronto
(0-2)	November 6	L	97-84	Portland
2009-10	March 14	L	109-98	Portland
(0-2)	February 24	L	101-87	Toronto
2008-09	December 27	L	102-89	Portland
(0-2)	December 7	L	98-97	Toronto
2007-08	January 13	W	116-109 (2OT)	Toronto
(1-1)	December 9	L	101-96	Portland
2006-07	December 22	W	101-100 (OT)	Portland
(1-1)	December 10	L	93-83	Toronto
2005-06	February 12	W	114-81	Toronto
(1-1)	January 18	L	96-94	Portland
2004-05	November 13	L	105-102	Portland
(1-1)	November 7	W	101-97	Toronto

SEASON	DATE	W/L	SCORE	SITE
2003-04	January 11	L	83-72	Toronto
(0-2)	November 11	L	83-80	Portland
2002-03	March 12	L	125-103	Portland
(0-2)	December 8	L	104-91	Toronto
2001-02	March 1	L	91-81	Toronto
(1-1)	January 2	W	95-84	Portland
2000-01	December 6	L	95-88	Portland
(0-2)	November 16	L	86-80	Toronto
1999-00	March 6	W	109-90	Portland
(1-1)	January 4	L	114-90	Toronto
1997-98	February 1	L	97-90	Portland
(0-2)	November 24	L	91-90	Toronto
1996-97	January 28	W	120-84	Toronto
(2-0)	January 17	W	94-92	Portland
1995-96	February 5	L	90-87	Toronto
(0-2)	December 7	L	96-88	Portland



## 2011-12 TORONTO VS. PORTLAND

PLAYER	G-GS	MIN	FG-FGA	PCT	3FG-FGA	PCT	FT-FTA	PCT	OFF	DEF	TOT	AST	PF-DQ	STL	TO	BLK	PTS	AVG
J. Johnson	1-1	31	10-17	.588	1-2	.500	2-3	.667	3	3	6	2	3-0	2	0	4	23	23.0
DeRozan	1-1	33	7-21	.333	0-2	.000	8-10	.800	0	2	2	2	5-0	0	1	0	22	22.0
Barbosa	1-0	27	5-16	.313	1-5	.200	6-8	.750	1	0	1	2	2-0	2	1	0	17	17.0
Calderon	1-1	36	2-8	.250	1-1	1.000	2-2	1.000	0	2	2	13	1-0	3	1	0	7	7.0
Butler	1-0	13	2-7	.286	2-4	.500	0-0	---	1	3	4	0	1-0	0	0	0	6	6.0
Davis	1-1	32	2-5	.400	0-0	---	0-0	---	4	6	10	2	1-0	2	2	2	4	4.0
Forbes	1-0	11	1-5	.200	0-1	.000	1-2	.500	0	3	3	0	1-0	1	3	0	3	3.0
Kleiza	1-0	5	1-1	1.000	0-0	---	0-0	---	1	1	2	0	0-0	0	1	0	2	2.0
Carter	1-0	4	0-0	---	0-0	---	0-0	---	0	0	0	0	0-0	0	1	0	0	0.0
Gray	1-0	24	0-1	.000	0-0	---	0-0	---	1	5	6	0	6-1	0	2	0	0	0.0
A. Johnson	1-1	24	0-1	.000	0-0	---	0-0	---	0	4	4	0	3-0	0	2	2	0	0.0
<b>RAPTORS</b>	<b>1</b>	<b>240</b>	<b>30-82</b>	<b>.366</b>	<b>5-15</b>	<b>.333</b>	<b>19-25</b>	<b>.760</b>	<b>11</b>	<b>29</b>	<b>40</b>	<b>21</b>	<b>23-1</b>	<b>10</b>	<b>15</b>	<b>8</b>	<b>84</b>	<b>84.0</b>
<b>TRAIL BLAZERS</b>	<b>1</b>	<b>240</b>	<b>33-82</b>	<b>.402</b>	<b>5-15</b>	<b>.333</b>	<b>23-31</b>	<b>.742</b>	<b>15</b>	<b>40</b>	<b>55</b>	<b>19</b>	<b>19-0</b>	<b>7</b>	<b>18</b>	<b>3</b>	<b>94</b>	<b>94.0</b>

## 2011-12 PORTLAND VS. TORONTO

PLAYER	G-GS	MIN	FG-FGA	PCT	3FG-FGA	PCT	FT-FTA	PCT	OFF	DEF	TOT	AST	PF-DQ	STL	TO	BLK	PTS	AVG
Aldridge	1-1	39	12-25	.480	0-0	---	9-14	.643	9	14	23	5	4-0	2	6	0	33	33.0
Felton	1-1	35	6-9	.667	2-4	.500	0-0	---	0	1	1	5	3-0	0	2	0	14	14.0
Crawford	1-0	19	3-10	.300	0-3	.000	4-4	1.000	0	1	1	0	0-0	0	2	0	10	10.0
Batum	1-0	21	3-6	.500	1-4	.250	2-4	.500	0	2	2	0	0-0	1	1	0	9	9.0
Matthews	1-1	35	2-9	.222	2-3	.667	2-2	1.000	0	2	2	2	4-0	1	2	0	8	8.0
Wallace	1-1	34	3-10	.300	0-1	.000	2-2	1.000	2	8	10	3	2-0	1	1	1	8	8.0
C. Smith	1-0	9	2-3	.667	0-0	---	3-4	.750	1	3	4	0	2-0	0	1	0	7	7.0
Camby	1-1	28	1-5	.200	0-0	---	1-1	1.000	2	8	10	3	3-0	1	2	2	3	3.0
N. Smith	1-0	8	1-3	.333	0-0	---	0-0	---	1	0	1	1	0-0	1	1	0	2	2.0
Thomas	1-0	13	0-2	.000	0-0	---	0-0	---	0	1	1	0	1-0	0	0	0	0	0.0
<b>TRAIL BLAZERS</b>	<b>1</b>	<b>240</b>	<b>33-82</b>	<b>.402</b>	<b>5-15</b>	<b>.333</b>	<b>23-31</b>	<b>.742</b>	<b>15</b>	<b>40</b>	<b>55</b>	<b>19</b>	<b>19-0</b>	<b>7</b>	<b>18</b>	<b>3</b>	<b>94</b>	<b>84.0</b>
<b>RAPTORS</b>	<b>1</b>	<b>240</b>	<b>30-82</b>	<b>.366</b>	<b>5-15</b>	<b>.333</b>	<b>19-25</b>	<b>.760</b>	<b>11</b>	<b>29</b>	<b>40</b>	<b>21</b>	<b>23-1</b>	<b>10</b>	<b>15</b>	<b>8</b>	<b>84</b>	<b>84.0</b>

## CAREER STATISTICS VS. PORTLAND

PLAYER	G-GS	MIN	FG-FGA	PCT	3FG-FGA	PCT	FT-FTA	PCT	OFF	DEF	TOT	AST	PF-DQ	STL	TO	BLK	PTS	AVG	HI
Anderson	1-0	9	1-3	.333	1-3	.333	1-2	.500	0	1	1	0	0-0	0	0	1	4	4.0	4
Bargnani	10-7	273	42-107	.393	6-25	.240	20-24	.833	8	30	38	10	29-0	2	19	3	110	11.0	29
Calderon	13-6	374	47-94	.500	10-25	.400	15-17	.882	1	25	26	85	21-0	13	21	0	119	9.2	22
Davis	2-2	60	5-11	.455	0-0	---	0-2	.000	11	12	23	3	5-0	3	2	2	10	5.0	6
DeRozan	5-5	142	20-53	.377	0-3	.000	15-19	.789	3	12	15	8	17-0	4	6	0	55	11.0	22
Fields	3-3	88	7-18	.389	0-2	.000	6-10	.600	4	13	17	5	4-0	6	5	0	20	6.7	11
Gray	7-1	69	3-13	.231	0-0	---	2-2	1.000	10	11	21	3	13-1	4	8	0	8	1.1	4
Johnson	7-2	157	23-34	.676	0-1	.000	6-8	.750	20	24	44	5	26-0	0	13	10	52	7.4	13
Kleiza	17-3	313	52-101	.515	16-38	.421	22-31	.710	22	46	68	3	32-0	4	20	1	142	8.4	20
Lowry	16-5	408	60-128	.469	16-40	.400	39-52	.750	10	41	51	69	35-0	18	27	5	175	10.9	33
Lucas	3-0	26	3-12	.250	2-8	.250	0-0	---	2	2	4	4	2-0	0	0	0	8	2.7	8

## 2012-13 GAMES VS. PORTLAND

**GAME 1**  
**Monday, December 10**  
 The Rose Garden  
 10:00 p.m.  
 Sportsnet ONE

**GAME 2**  
**Wednesday, January 2**  
 Air Canada Centre  
 7:00 p.m.  
 Sportsnet

# SACRAMENTO KINGS

President, Basketball Operations ..... Geoff Petrie  
 Head Coach ..... Keith Smart  
 Assistant Coaches ..... Jim Eyer, Alex English, Bobby Jackson  
 Athletic Trainer ..... Manny Romero  
 PR Staff ..... Troy Hanson, Darrin May, Darryl Arata, Devin Blankenship, Chris Clark  
 Television ..... Grant Napear, Jerry Reynolds, Jim Gray, Bill Walton  
 Radio ..... Gary Gerould  
 Arena ..... Fleep Train Arena (17,317); opened 1988

## FRANCHISE BACKGROUND

Address ..... Power Balance Pavilion, One Sports Parkway  
 Sacramento, CA 95834  
 Telephone ..... (916) 928-0000  
 Website ..... www.kings.com  
 History ..... Rochester Royals, 1948-57;  
 Cincinnati Royals, 1957-72;  
 Kansas City-Omaha Kings, 1972-75;  
 Kansas City Kings, 1975-1985;  
 Sacramento Kings, 1985-present  
 Colours ..... Purple, Silver and Black  
 NBA Titles ..... 1 (1951)  
 Conference Titles ..... 1  
 Division Titles ..... 5  
 2011-12 Record ..... 22-44 (.333), 5th in Pacific  
 2012 NBA Playoffs ..... Did Not Qualify

## SERIES RECAP

Current Streak ..... Lost 1  
 Current Home Streak ..... Lost 1  
 Current Road Streak ..... Lost 2  
 Last Home Win ..... January 9, 2011 (118-112)  
 Last Home Loss ..... January 11, 2012 (98-91)  
 Last Road Win ..... December 26, 2008 (107-101)  
 Last Road Loss ..... November 1, 2010 (111-108)  
 Largest Margin of Victory ..... +25, January 16, 2008  
 Largest Margin of Defeat ..... -35, March 14, 2003  
 Overall Record vs. Sacramento ..... 12-19  
 Home Record vs. Sacramento ..... 10-6  
 Road Record vs. Sacramento ..... 2-13

## ALL-TIME RESULTS VS. SACRAMENTO

SEASON	DATE	W/L	SCORE	SITE
2011-12	January 11	L	98-91	Toronto
(0-1)				
2010-11	January 9	W	118-112	Toronto
(1-1)	November 1	L	111-108	Sacramento
2009-10	March 10	L	113-90	Sacramento
(1-1)	February 7	W	115-104	Toronto
2008-09	January 25	W	113-97	Toronto
(2-0)	December 26	W	107-101	Sacramento
2007-08	March 16	L	106-100	Sacramento
(1-1)	January 16	W	116-91	Toronto
2006-07	January 17	W	101-85	Toronto
(1-1)	November 12	L	107-92	Sacramento
2005-06	January 29	W	124-123 (OT)	Toronto
(1-1)	November 25	L	106-104	Sacramento
2004-05	January 5	W	96-93	Toronto
(1-1)	November 9	L	108-92	Sacramento

SEASON	DATE	W/L	SCORE	SITE
2003-04	February 22	L	96-81	Toronto
(0-2)	November 14	L	94-64	Sacramento
2002-03	March 14	L	119-84	Sacramento
(1-1)	January 26	W	101-97	Toronto
2001-02	March 17	L	116-113	Toronto
(0-2)	November 13	L	95-86	Sacramento
2000-01	March 6	L	98-91	Sacramento
(0-2)	February 23	L	119-118 (30T)	Toronto
1999-00	March 10	L	103-88	Sacramento
(1-1)	January 6	W	101-89	Toronto
1997-98	January 21	W	99-98	Toronto
(1-1)	January 30	L	123-97	Sacramento
1996-97	March 13	W	103-96	Sacramento
(1-1)	November 26	L	98-87	Toronto
1995-96	January 30	L	102-75	Sacramento
(0-2)	November 8	L	109-90	Toronto

## 2011-12 TORONTO VS. SACRAMENTO

PLAYER	G-GS	MIN	FG-FGA	PCT	3FG-FGA	PCT	FT-FTA	PCT	OFF	DEF	TOT	AST	PF-DQ	STL	TO	BLK	PTS	AVG
Barbosa	1-0	29	11-18	.611	2-5	.400	0-0	---	0	1	1	2	3-0	1	2	0	24	24.0
Calderon	1-1	34	5-12	.417	2-4	.500	1-1	1.000	0	6	6	10	3-0	2	1	0	13	13.0
DeRozan	1-1	29	5-9	.556	0-1	.000	3-3	1.000	0	3	3	1	5-0	0	3	0	13	13.0
Bargnani	1-1	28	2-13	.154	0-3	.000	6-6	1.000	1	9	10	0	0-0	0	2	0	10	10.0
Kleiza	1-0	14	3-6	.500	0-2	.000	4-5	.800	0	3	3	1	2-0	0	1	0	10	10.0
A. Johnson	1-1	28	4-7	.571	1-1	1.000	0-0	---	2	4	6	1	6-1	1	1	0	9	9.0
Davis	1-0	14	3-4	.750	0-0	---	0-0	---	4	2	6	0	3-0	1	1	0	6	6.0
Butler	1-1	13	1-5	.200	1-3	.333	0-0	---	0	2	2	0	3-0	0	0	1	3	3.0
Carter	1-0	15	0-2	.000	0-0	---	3-4	.750	0	1	1	1	1-0	1	2	1	3	3.0
J. Johnson	1-0	30	0-4	.000	0-1	.000	0-0	---	1	4	5	4	1-0	1	1	2	0	0.0
Magloire	1-0	5	0-0	---	0-0	---	0-2	.000	1	0	1	0	1-0	0	0	0	0	0.0
<b>RAPTORS</b>	<b>1</b>	<b>240</b>	<b>34-80</b>	<b>.425</b>	<b>6-20</b>	<b>.300</b>	<b>17-21</b>	<b>.810</b>	<b>9</b>	<b>35</b>	<b>44</b>	<b>20</b>	<b>28-1</b>	<b>7</b>	<b>18</b>	<b>4</b>	<b>91</b>	<b>91.0</b>
<b>KINGS</b>	<b>1</b>	<b>240</b>	<b>30-81</b>	<b>.370</b>	<b>7-24</b>	<b>.292</b>	<b>31-34</b>	<b>.912</b>	<b>14</b>	<b>34</b>	<b>48</b>	<b>13</b>	<b>15-0</b>	<b>8</b>	<b>18</b>	<b>3</b>	<b>98</b>	<b>98.0</b>

## 2011-12 SACRAMENTO VS. TORONTO

PLAYER	G-GS	MIN	FG-FGA	PCT	3FG-FGA	PCT	FT-FTA	PCT	OFF	DEF	TOT	AST	PF-DQ	STL	TO	BLK	PTS	AVG
Evans	1-1	45	7-22	.318	1-4	.250	14-14	1.000	1	6	7	3	1-0	2	1	0	29	29.0
Cousins	1-1	39	6-11	.545	0-0	---	9-11	.818	5	14	19	0	4-0	1	5	1	21	21.0
Thomas	1-0	24	6-12	.500	3-6	.500	5-5	1.000	0	3	3	6	2-0	1	2	0	20	20.0
Fredette	1-1	27	3-10	.300	2-6	.333	2-2	1.000	1	1	2	0	1-0	0	2	0	10	10.0
Greene	1-0	25	2-6	.333	1-5	.200	1-2	.500	0	5	5	1	2-0	0	0	1	6	6.0
Hickson	1-1	25	3-10	.300	0-0	---	0-0	---	6	3	9	0	1-0	0	4	1	6	6.0
Salmons	1-1	31	3-7	.429	0-1	.000	0-0	---	1	1	2	2	2-0	3	2	0	6	6.0
Garcia	1-0	17	0-2	.000	0-2	.000	0-0	---	0	1	1	0	1-0	1	0	0	0	0.0
Thompson	1-0	7	0-1	.000	0-0	---	0-0	---	0	0	0	1	1-0	0	0	0	0	0.0
<b>KINGS</b>	<b>1</b>	<b>240</b>	<b>30-81</b>	<b>.370</b>	<b>7-24</b>	<b>.292</b>	<b>31-34</b>	<b>.912</b>	<b>14</b>	<b>34</b>	<b>48</b>	<b>13</b>	<b>15-0</b>	<b>8</b>	<b>18</b>	<b>3</b>	<b>98</b>	<b>98.0</b>
<b>RAPTORS</b>	<b>1</b>	<b>240</b>	<b>34-80</b>	<b>.425</b>	<b>6-20</b>	<b>.300</b>	<b>17-21</b>	<b>.810</b>	<b>9</b>	<b>35</b>	<b>44</b>	<b>20</b>	<b>28-1</b>	<b>7</b>	<b>18</b>	<b>4</b>	<b>91</b>	<b>91.0</b>

## CAREER STATISTICS VS. SACRAMENTO

PLAYER	G-GS	MIN	FG-FGA	PCT	3FG-FGA	PCT	FT-FTA	PCT	OFF	DEF	TOT	AST	PF-DQ	STL	TO	BLK	PTS	AVG	HI
Bargnani	11-8	303	63-128	.492	13-35	.371	36-43	.837	6	50	56	7	25-0	3	19	8	175	15.9	30
Calderon	13-6	346	54-104	.519	10-23	.435	23-25	.920	4	26	30	89	24-0	15	13	1	141	10.8	17
Davis	2-0	29	3-5	.600	0-0	---	2-2	1.000	4	4	8	2	4-0	2	1	3	8	4.0	6
DeRozan	5-5	155	33-57	.579	0-1	.000	20-25	.800	1	12	13	8	19-0	2	9	2	86	17.2	28
Fields	4-4	122	21-37	.568	2-8	.250	11-12	.917	8	20	28	8	5-0	2	10	1	55	13.8	21
Gray	4-1	33	5-10	.500	0-0	---	0-3	.000	3	5	8	2	9-0	0	2	1	10	2.5	4
Johnson	9-3	161	15-25	.600	1-1	1.000	4-4	1.000	21	20	41	3	31-1	2	8	6	35	3.9	10
Kleiza	15-4	371	66-138	.478	15-50	.300	43-50	.860	19	46	65	16	32-0	1	21	4	190	12.7	28
Lowry	17-5	444	59-136	.434	19-48	.396	51-58	.879	18	44	62	114	34-0	18	29	2	188	11.1	25
Lucas	3-0	39	5-14	.357	1-3	.333	0-0	---	0	1	1	10	4-0	1	3	0	11	3.7	9

## 2012-13 GAMES VS. SACRAMENTO

**GAME 1**  
**Wednesday, December 5**  
 Power Balance Pavilion  
 10:00 p.m.  
 Sportsnet ONE

**GAME 2**  
**Friday, January 4**  
 Air Canada Centre  
 7:00 p.m.  
 TSN



## SAN ANTONIO

President of Sports Franchises/General Manager..... R.C. Buford  
 President of Spurs Basketball/Head Coach..... Gregg Popovich  
 Assistant Coaches..... Mike Budenholzer, Brett Brown, Ime Udoka Chip Engelland, Chad Forcier  
 Athletic Trainer..... Will Sevensing  
 PR Staff..... Tom James, Kris Davis, Mitch Heckart  
 Television..... Bill Land, Sean Elliott, Andrew Monaco  
 Radio..... Bill Schoening, Paul Castro (Spanish)  
 Arena..... AT&T Center (18,581); opened 2002

### FRANCHISE BACKGROUND

Address..... SBC Center, One AT&T Center  
 San Antonio, TX 78219  
 Telephone..... (210) 444-5500  
 Website..... www.spurs.com  
 History..... Dallas Chaparrals, 1967-70 (ABA);  
 Texas Chaparrals, 1970-71 (ABA);  
 Dallas Chaparrals, 1971-73 (ABA);  
 San Antonio Spurs, 1973-present (joined NBA in 1976)  
 Colours..... Silver, Black and White  
 NBA Titles..... 4  
 Conference Titles..... 4  
 Division Titles..... 16  
 2011-12 Record..... 50-16 (.758), 1st in Southwest  
 2012 NBA Playoffs..... Defeated Utah 4-0;  
 Defeated L.A. Clippers 4-0; Lost to Oklahoma City 4-2

### SERIES RECAP

Current Streak..... Lost 3  
 Current Home Streak..... Lost 2  
 Current Road Streak..... Lost 3  
 Last Home Win..... January 3, 2010 (91-86)  
 Last Home Loss..... February 15, 2012 (113-106)  
 Last Road Win..... December 28, 2007 (83-73)  
 Last Road Loss..... January 19, 2011 (104-95)  
 Largest Margin of Victory..... +33, February 19, 1997  
 Largest Margin of Defeat..... -26, April 4, 2003  
 Overall Record vs. San Antonio..... 9-23  
 Home Record vs. San Antonio..... 5-11  
 Road Record vs. San Antonio..... 4-12

### ALL-TIME RESULTS VS. SAN ANTONIO

SEASON	DATE	W/L	SCORE	SITE
2011-12	February 15	L	113-106	Toronto
(0-1)				
2010-11	February 9	L	111-100	Toronto
(0-2)	January 19	L	104-95	San Antonio
2009-10	January 3	W	91-86	Toronto
(1-1)	November 9	L	131-124	San Antonio
2008-09	February 11	W	91-89	Toronto
(1-1)	December 20	L	107-97	San Antonio
2007-08	February 11	L	93-88	Toronto
(1-1)	December 28	W	83-73	San Antonio
2006-07	February 26	L	107-91	San Antonio
(0-2)	November 5	L	103-94	Toronto
2005-06	February 8	L	125-118(OT)	Toronto
(0-2)	December 23	L	95-90	San Antonio
2004-05	March 2	L	92-86	San Antonio
(1-1)	November 21	W	96-91	Toronto
2003-04	February 18	L	86-82	Toronto
(0-2)	December 17	L	73-70	San Antonio

SEASON	DATE	W/L	SCORE	SITE
2002-03	April 4	L	124-98	Toronto
(0-2)	November 1	L	91-72	San Antonio
2001-02	February 7	W	80-74 (OT)	Toronto
(1-1)	December 12	L	108-95	San Antonio
2000-01	February 18	L	92-74	Toronto
(1-1)	January 17	W	98-91	San Antonio
1999-00	December 5	W	98-92	Toronto
(1-1)	February 3	L	112-95	San Antonio
1998-99	March 26	W	93-91	San Antonio
(1-0)				
1997-98	November 10	L	100-98	Toronto
(0-2)	February 26	L	97-86	San Antonio
1996-97	February 19	W	125-92	San Antonio
(1-1)	March 7	L	106-103	Toronto
1995-96	February 29	L	120-95	San Antonio
(0-2)	March 22	L	120-108	Toronto

## 2011-12 TORONTO VS. SAN ANTONIO

PLAYER	G-GS	MIN	FG-FGA	PCT	3FG-FGA	PCT	FT-FTA	PCT	OFF	DEF	TOT	AST	PF-DQ	STL	TO	BLK	PTS	AVG
DeRozan	1-1	37	13-21	.619	1-1	1.000	2-2	1.000	1	2	3	2	3-0	1	2	0	29	29.0
Calderon	1-1	34	8-14	.571	0-0	---	0-1	.000	0	3	3	11	3-0	2	1	0	16	16.0
Davis	1-0	23	5-6	.833	0-0	---	1-1	1.000	2	3	5	0	1-0	1	0	1	11	11.0
Butler	1-0	27	5-10	.500	0-3	.000	0-0	---	0	3	3	3	3-0	0	2	0	10	10.0
Carter	1-0	22	3-5	.600	1-2	.500	3-4	.750	1	4	5	6	5-0	1	0	0	10	10.0
A. Johnson	1-1	23	5-5	1.000	0-0	---	0-0	---	1	6	7	3	4-0	1	2	0	10	10.0
Barbosa	1-0	16	3-9	.333	1-3	.333	0-0	---	0	2	2	2	1-0	0	2	0	7	7.0
Forbes	1-0	14	2-8	.250	0-2	.000	2-2	1.000	0	1	1	1	1-0	0	2	1	6	6.0
J. Johnson	1-1	23	3-8	.375	0-0	---	0-0	---	0	3	3	1	3-0	1	3	0	6	6.0
Magloire	1-0	11	0-0	---	0-0	---	1-2	.500	0	1	1	0	1-0	0	0	1	1	1.0
Gray	1-1	9	0-0	---	0-0	---	0-2	.000	1	1	2	0	1-0	0	1	0	0	0.0
<b>RAPTORS</b>	<b>1</b>	<b>240</b>	<b>47-86</b>	<b>.547</b>	<b>3-11</b>	<b>.273</b>	<b>9-14</b>	<b>.643</b>	<b>6</b>	<b>29</b>	<b>35</b>	<b>29</b>	<b>26-0</b>	<b>7</b>	<b>15</b>	<b>3</b>	<b>106</b>	<b>106.0</b>
<b>SPURS</b>	<b>1</b>	<b>240</b>	<b>41-76</b>	<b>.539</b>	<b>8-19</b>	<b>.421</b>	<b>23-25</b>	<b>.920</b>	<b>5</b>	<b>32</b>	<b>37</b>	<b>23</b>	<b>11-0</b>	<b>4</b>	<b>16</b>	<b>2</b>	<b>113</b>	<b>113.0</b>

## 2011-12 SAN ANTONIO VS. TORONTO

PLAYER	G-GS	MIN	FG-FGA	PCT	3FG-FGA	PCT	FT-FTA	PCT	OFF	DEF	TOT	AST	PF-DQ	STL	TO	BLK	PTS	AVG
Parker	1-1	39	11-23	.478	0-1	.000	12-12	1.000	0	3	3	14	2-0	1	5	0	34	34.0
Green	1-1	28	4-7	.571	3-6	.500	2-2	1.000	1	6	7	1	2-0	0	1	0	13	13.0
Splitter	1-0	28	6-8	.750	0-0	---	1-2	.500	0	5	5	2	1-0	0	2	1	13	13.0
Ginobili	1-0	20	3-4	.750	1-2	.500	4-5	.800	0	3	3	1	2-0	0	2	0	11	11.0
Bonner	1-0	20	4-6	.667	2-2	1.000	0-0	---	0	5	5	0	0-0	0	0	0	10	10.0
Jefferson	1-1	26	4-6	.667	2-4	.500	0-0	---	0	1	1	1	1-0	3	1	1	10	10.0
Duncan	1-1	19	3-8	.375	0-0	---	2-2	1.000	1	2	3	2	0-0	0	1	0	8	8.0
Neal	1-0	26	3-5	.600	0-2	.000	2-2	1.000	0	4	4	1	0-0	0	2	0	8	8.0
Blair	1-1	16	3-7	.429	0-0	---	0-0	---	3	1	4	0	2-0	0	1	0	6	6.0
Joseph	1-0	3	0-1	.000	0-1	.000	0-0	---	0	0	0	0	1-0	0	1	0	0	0.0
Leonard	1-0	15	0-1	.000	0-1	.000	0-0	---	0	2	2	1	0-0	0	0	0	0	0.0
<b>SPURS</b>	<b>1</b>	<b>240</b>	<b>41-76</b>	<b>.539</b>	<b>8-19</b>	<b>.421</b>	<b>23-25</b>	<b>.920</b>	<b>5</b>	<b>32</b>	<b>37</b>	<b>23</b>	<b>11-0</b>	<b>4</b>	<b>16</b>	<b>2</b>	<b>113</b>	<b>113.0</b>
<b>RAPTORS</b>	<b>1</b>	<b>240</b>	<b>47-86</b>	<b>.547</b>	<b>3-11</b>	<b>.273</b>	<b>9-14</b>	<b>.643</b>	<b>6</b>	<b>29</b>	<b>35</b>	<b>29</b>	<b>26-0</b>	<b>7</b>	<b>15</b>	<b>3</b>	<b>106</b>	<b>106.0</b>

## CAREER STATISTICS VS. SAN ANTONIO

PLAYER	G-GS	MIN	FG-FGA	PCT	3FG-FGA	PCT	FT-FTA	PCT	OFF	DEF	TOT	AST	PF-DQ	STL	TO	BLK	PTS	AVG	HI
Anderson	2-0	22	0-2	.000	0-0	---	2-2	1.000	1	0	1	0	1-0	0	1	0	2	1.0	2
Bargnani	10-7	320	56-138	.406	13-43	.302	23-27	.852	6	38	44	9	21-0	6	11	11	148	14.8	29
Calderon	11-7	325	54-102	.529	7-15	.467	13-17	.765	5	31	36	70	27-1	9	14	0	128	11.6	27
Davis	3-0	67	7-8	.875	0-0	---	3-5	.600	5	15	20	2	6-0	2	0	1	17	5.7	11
DeRozan	5-5	152	39-68	.574	1-1	1.000	16-19	.842	5	8	13	7	14-0	6	8	1	95	19.0	29
Fields	3-2	85	10-21	.476	0-3	.000	3-3	1.000	6	6	12	8	2-0	3	2	2	23	7.7	13
Gray	6-1	56	7-9	.778	0-0	---	2-5	.400	6	4	10	4	12-0	2	4	0	16	2.7	9
Johnson	6-3	141	20-35	.571	0-0	---	7-9	.778	15	24	39	6	18-0	3	4	5	47	7.8	12
Kleiza	11-3	228	26-71	.366	12-29	.414	6-6	1.000	8	29	37	13	20-0	5	10	1	70	6.4	17
Lowry	20-9	550	74-167	.443	16-54	.296	57-72	.792	13	66	79	99	47-0	23	43	4	221	11.1	23
Lucas	3-0	21	6-10	.600	1-2	.500	0-0	---	0	3	3	2	2-0	0	2	0	13	4.3	9

## 2012-13 GAMES VS. SAN ANTONIO

**GAME 1**  
**Sunday, November 25**  
 Air Canada Centre  
 1:00 p.m.  
 Sportsnet ONE

**GAME 2**  
**Wednesday, December 26**  
 AT&T Center  
 8:30 p.m.  
 Sportsnet ONE





## UTAH JAZZ

President.....Randy Rigby  
 Executive VP of Basketball Operations.....Kevin O'Connor  
 Head Coach.....Tyronne Corbin  
 Assistant Coaches.....Sidney Lowe, Jeff Hornacek, Michael Sanders  
 Athletic Trainer.....Gary Briggs  
 PR Staff.....Linda Luchetti, Jonathan Rinehart, Derek Garduno, Hannah Lee  
 Television.....Craig Bolerjack, Matt Harpring  
 Radio.....David Locke, Ron Boone  
 Arena.....Energy Solutions Arena (19,911); opened 1991

### FRANCHISE BACKGROUND

Address.....Energy Solutions Arena, 301 West South Temple  
 Salt Lake City, UT 84101  
 Telephone.....(801) 325-2500  
 Website.....www.utahjazz.com  
 History.....New Orleans Jazz, 1974-79;  
 Utah Jazz, 1979-present  
 Colours.....Navy, Dark Yellow, Dark Green and Gray  
 NBA Titles.....0  
 Conference Titles.....2  
 Division Titles.....8  
 2011-12 Record.....36-30 (.545), 3rd in Northwest  
 2012 NBA Playoffs.....Lost to San Antonio 4-0

### SERIES RECAP

Current Streak.....Won 1  
 Current Home Streak.....Lost 6  
 Current Road Streak.....Won 1  
 Last Home Win.....December 22, 2004 (98-86)  
 Last Home Loss.....March 9, 2011 (96-94)  
 Last Road Win.....January 25, 2012 (111-106 2OT)  
 Last Road Loss.....November 3, 2010 (125-108)  
 Largest Margin of Victory.....+21, November 10, 2001  
 Largest Margin of Defeat.....-27, December 5, 2008  
 Overall Record vs. Utah.....8-23  
 Home Record vs. Utah.....4-11  
 Road Record vs. Utah.....4-12

### ALL-TIME RESULTS VS. UTAH

SEASON	DATE	W/L	SCORE	SITE
2011-12	January 25	W	111-106 (2OT)	Utah
(1-0)				
2010-11	March 9	L	96-94	Toronto
(0-2)	November 3	L	125-108	Utah
2009-10	March 24	L	113-87	Toronto
(0-2)	November 18	L	104-91	Utah
2008-09	March 8	L	109-101	Toronto
(0-2)	December 5	L	114-87	Utah
2007-08	March 17	L	96-79	Utah
(0-2)	November 14	L	92-88	Toronto
2006-07	November 20	L	101-96	Utah
(0-2)	January 19	L	102-94	Toronto
2005-06	January 17	L	111-98	Utah
(0-2)	November 11	L	99-84	Toronto
2004-05	December 22	W	98-86	Toronto
(2-0)	November 10	W	104-95	Utah

SEASON	DATE	W/L	SCORE	SITE
2003-04	March 17	W	85-81	Toronto
(1-1)	December 26	L	97-94	Utah
2002-03	December 30	L	107-85	Utah
(0-2)	November 17	L	82-78	Toronto
2001-02	February 15	L	94-85	Toronto
(1-1)	November 10	W	117-96	Utah
2000-01	December 19	W	103-95	Toronto
(1-1)	December 5	L	98-84	Utah
1999-00	December 12	L	103-88	Toronto
(1-1)	November 26	W	100-87	Utah
1997-98	March 3	L	108-93	Toronto
(0-2)	December 3	L	115-98	Utah
1996-97	February 27	L	118-114	Utah
(1-1)	January 9	W	110-96	Toronto
1995-96	February 22	L	102-86	Utah
(0-2)	November 13	L	103-100	Toronto

## 2011-12 TORONTO VS. UTAH

PLAYER	G-GS	MIN	FG-FGA	PCT	3FG-FGA	PCT	FT-FTA	PCT	OFF	DEF	TOT	AST	PF-DQ	STL	TO	BLK	PTS	AVG
Bargnani	1-1	40	10-26	.385	3-8	.375	2-4	.500	2	3	5	4	1-0	0	5	1	25	25.0
Kleiza	1-0	33	8-16	.500	4-9	.444	5-5	1.000	0	5	5	0	0-0	1	1	0	25	25.0
DeRozan	1-1	44	6-11	.545	1-2	.500	4-4	1.000	1	7	8	2	4-0	2	1	0	17	17.0
Barbosa	1-0	26	6-9	.667	0-0	---	1-2	.500	1	2	3	2	4-0	0	0	0	13	13.0
Calderon	1-1	35	5-13	.385	2-7	.286	0-0	---	1	3	4	7	5-0	0	1	0	12	12.0
A. Johnson	1-0	24	3-5	.600	0-0	---	0-0	---	1	0	1	0	4-0	1	3	3	6	6.0
Bayless	1-0	22	1-6	.167	0-2	.000	3-4	.750	0	1	1	7	0-0	0	2	0	5	5.0
Gray	1-1	15	2-3	.667	0-0	---	0-0	---	1	3	4	0	5-0	0	1	0	4	4.0
Davis	1-0	11	1-3	.333	0-0	---	0-0	---	1	4	5	0	3-0	1	0	0	2	2.0
J. Johnson	1-1	39	1-4	.250	0-0	---	0-0	---	1	4	5	1	4-0	1	1	6	2	2.0
Butler	1-0	0	0-0	---	0-0	---	0-0	---	0	0	0	0	0-0	0	0	0	0	0.0
Forbes	1-0	1	0-0	---	0-0	---	0-0	---	0	1	1	0	0-0	0	1	0	0	0.0
<b>RAPTORS</b>	<b>1</b>	<b>290</b>	<b>43-96</b>	<b>.448</b>	<b>10-28</b>	<b>.357</b>	<b>15-19</b>	<b>.789</b>	<b>9</b>	<b>33</b>	<b>42</b>	<b>23</b>	<b>30-0</b>	<b>6</b>	<b>16</b>	<b>10</b>	<b>111</b>	<b>111.0</b>
<b>JAZZ</b>	<b>1</b>	<b>290</b>	<b>39-90</b>	<b>.433</b>	<b>4-18</b>	<b>.222</b>	<b>24-36</b>	<b>.667</b>	<b>9</b>	<b>39</b>	<b>48</b>	<b>16</b>	<b>21-0</b>	<b>9</b>	<b>19</b>	<b>5</b>	<b>106</b>	<b>106.0</b>

## 2011-12 UTAH VS. TORONTO

PLAYER	G-GS	MIN	FG-FGA	PCT	3FG-FGA	PCT	FT-FTA	PCT	OFF	DEF	TOT	AST	PF-DQ	STL	TO	BLK	PTS	AVG
Millsap	1-1	49	12-24	.500	1-2	.500	6-8	.750	2	9	11	2	5-0	1	3	1	31	31.0
Harris	1-1	36	8-12	.667	1-2	.500	7-11	.636	0	3	3	6	2-0	1	1	1	24	24.0
Favors	1-1	42	6-14	.429	0-0	---	4-6	.667	2	10	12	1	3-0	1	1	1	16	16.0
Bell	1-1	38	3-6	.500	1-4	.250	4-5	.800	1	0	1	1	4-0	1	1	0	11	11.0
Miles	1-0	21	4-11	.364	1-3	.333	2-2	1.000	0	2	2	0	1-0	1	1	0	11	11.0
Kanter	1-0	17	2-4	.500	0-0	---	1-2	.500	1	2	3	0	2-0	0	3	1	5	5.0
Watson	1-0	22	2-4	.500	0-2	.000	0-0	---	0	2	2	3	2-0	2	3	0	4	4.0
Burks	1-0	5	1-1	1.000	0-0	---	0-0	---	0	1	1	0	0-0	0	0	0	2	2.0
Hayward	1-1	37	1-9	.111	0-5	.000	0-0	---	2	5	7	3	1-0	2	4	1	2	2.0
Evans	1-0	6	0-0	---	0-0	---	0-2	.000	0	1	1	0	0-0	0	0	0	0	0.0
Howard	1-0	16	0-5	.000	0-0	---	0-0	---	1	4	5	0	1-0	0	1	0	0	0.0
<b>JAZZ</b>	<b>1</b>	<b>290</b>	<b>39-90</b>	<b>.433</b>	<b>4-18</b>	<b>.222</b>	<b>24-36</b>	<b>.667</b>	<b>9</b>	<b>39</b>	<b>48</b>	<b>16</b>	<b>21-0</b>	<b>9</b>	<b>19</b>	<b>5</b>	<b>106</b>	<b>106.0</b>
<b>RAPTORS</b>	<b>1</b>	<b>290</b>	<b>43-96</b>	<b>.448</b>	<b>10-28</b>	<b>.357</b>	<b>15-19</b>	<b>.789</b>	<b>9</b>	<b>33</b>	<b>42</b>	<b>23</b>	<b>30-0</b>	<b>6</b>	<b>16</b>	<b>10</b>	<b>111</b>	<b>111.0</b>

## CAREER STATISTICS VS. UTAH

PLAYER	G-GS	MIN	FG-FGA	PCT	3FG-FGA	PCT	FT-FTA	PCT	OFF	DEF	TOT	AST	PF-DQ	STL	TO	BLK	PTS	AVG	HI
Bargnani	10-7	310	47-127	.370	13-38	.342	27-32	.844	15	43	58	9	26-0	3	22	16	134	13.4	26
Calderon	13-7	334	54-121	.446	11-41	.268	12-16	.750	6	20	26	62	24-0	12	25	1	131	10.1	16
Davis	2-1	47	6-16	.375	0-0	---	2-2	1.000	3	5	8	1	5-0	3	0	1	14	7.0	12
DeRozan	5-5	151	20-49	.408	2-7	.286	16-18	.889	5	14	19	6	12-0	4	8	0	58	11.6	17
Fields	3-3	97	8-19	.421	1-5	.200	3-6	.500	3	11	14	6	6-0	2	6	0	20	6.7	8
Gray	11-2	141	18-35	.514	0-1	.000	11-17	.647	18	30	48	7	22-0	1	4	3	47	4.3	10
Johnson	6-2	80	8-14	.571	0-0	---	0-0	---	6	5	11	1	17-1	3	4	13	16	2.7	6
Kleiza	18-6	419	66-145	.455	20-55	.364	47-61	.770	15	59	74	13	49-0	8	13	3	199	11.1	41
Lowry	17-7	457	54-132	.409	19-50	.380	49-63	.778	11	42	53	69	39-0	21	38	1	176	10.4	32
Lucas	4-0	53	8-25	.320	2-12	.167	2-4	.500	2	4	6	6	1-0	3	3	0	20	5.0	10

## 2012-13 GAMES VS. UTAH

**GAME 1**  
**Monday, November 12**  
 Air Canada Centre  
 7:00 p.m.  
 TSN2

**GAME 2**  
**Friday, December 7**  
 Energy Solutions Arena  
 9:00 p.m.  
 TSN



## WASHINGTON WIZARDS

President.....Ernie Grunfeld  
 Head Coach.....Randy Wittman  
 Assistant Coaches.....Don Newman, Don Zierden, Sam Cassell, Jerry Sichting, Ryan Saunders, Gene Banks  
 Athletic Trainer.....Eric Waters  
 PR Staff.....Scott Hall, Patrick Rees, Daren Jenkins, Ketsia Colimon  
 Television.....Steve Buchhantz, Phil Chenier, Chris Miller  
 Radio.....Dave Johnson, Glenn Consor  
 Arena.....Verizon Center (20,278); opened 1997

### FRANCHISE BACKGROUND

Address.....Verizon Center, 601 F Street, NW  
 Washington, DC 20004  
 Telephone.....(202) 661-5000  
 Website.....www.washingtonwizards.com  
 History.....Chicago Packers 1961-62; Chicago Zephyrs, 1962-63;  
 Baltimore Bullets, 1963-1973; Capital Bullets, 1973-74;  
 Washington Bullets, 1974-97; Washington Wizards, 1997-present  
 Colours.....Red, White and Blue  
 NBA Titles.....1 (1978)  
 Conference Titles.....4  
 Division Titles.....7  
 2011-12 Record.....20-46 (1.303), 4th in Southeast  
 2012 NBA Playoffs.....Did Not Qualify

### SERIES RECAP

Current Streak.....Won 1  
 Current Home Streak.....Won 5  
 Current Road Streak.....Lost 4  
 Last Home Win.....April 1, 2012 (99-92)  
 Last Home Loss.....December 1, 2009 (106-102)  
 Last Road Win.....December 4, 2009 (109-107 OT)  
 Last Road Loss.....February 6, 2012 (111-108 OT)  
 Largest Margin of Victory.....+39, January 30, 2008  
 Largest Margin of Defeat.....-28, January 11, 2000  
 Overall Record vs. Washington.....32-31  
 Home Record vs. Washington.....22-10  
 Road Record vs. Washington.....10-21

### ALL-TIME RESULTS VS. WASHINGTON

SEASON	DATE	W/L	SCORE	SITE
2011-12 (2-2)	April 1	W	99-92	Toronto
	February 6	L	111-108 (OT)	Washington
	February 3	W	106-89	Toronto
2010-11 (2-2)	January 10	L	93-78	Washington
	March 18	W	116-107	Toronto
	January 15	L	98-95	Washington
2009-10 (2-1)	December 1	W	127-108	Toronto
	November 16	L	109-94	Washington
	February 20	W	109-104	Toronto
2008-09 (2-1)	December 4	W	109-107 (OT)	Washington
	December 1	L	106-102	Toronto
	April 13	W	97-96	Washington
2007-08 (1-3)	April 10	L	100-98	Toronto
	January 7	W	99-93	Washington
	March 7	L	110-106 (OT)	Toronto
2006-07 (3-1)	January 30	W	122-83	Toronto
	January 29	L	108-104 (OT)	Washington
	December 1	L	101-97	Washington
2005-06 (1-2)	March 30	W	123-118 (OT)	Washington
	March 6	L	129-109	Washington
	January 31	W	119-109	Toronto
2004-05 (1-3)	January 7	W	116-111	Toronto
	February 1	W	117-112	Toronto
	December 6	L	119-111 (OT)	Washington
2003-04 (1-3)	November 2	L	99-96	Toronto
	February 4	W	103-100	Toronto
	January 21	L	118-109	Washington
2002-03 (3-1)	November 28	L	114-109 (OT)	Toronto
	November 23	L	102-86	Washington
	March 3	L	84-70	Washington
	February 25	L	76-74	Toronto
2001-02 (1-2)	November 7	L	86-60	Washington
	October 31	W	82-79	Toronto
	February 5	L	99-94	Washington
	December 16	L	93-88	Toronto
2000-01 (4-0)	March 24	W	92-91	Toronto
	February 24	W	106-99	Washington
	January 19	W	101-79	Toronto
	November 4	W	103-96	Toronto
1999-00 (2-2)	January 26	W	120-105	Toronto
	January 11	L	117-98	Washington
	December 3	W	95-93	Toronto
1998-99 (2-2)	November 18	L	92-81	Washington
	April 21	W	107-91	Washington
	April 3	W	87-85	Toronto
1997-98 (0-3)	February 18	L	95-88	Toronto
	February 6	L	98-97	Washington
	April 3	L	120-112	Washington
1996-97 (2-2)	December 31	L	118-91	Washington
	December 20	L	94-92	Toronto
	April 8	W	100-94	Toronto
1995-96 (3-1)	March 28	L	113-86	Washington
	December 27	L	100-82	Washington
	December 5	W	82-80	Toronto
	April 19	W	107-103	Toronto
1994-95 (3-1)	April 14	L	110-97	Washington
	January 13	W	106-100	Toronto
	November 18	W	103-102	Washington

## 2011-12 TORONTO VS. WASHINGTON

PLAYER	G-GS	MIN	FG-FGA	PCT	3FG-FGA	PCT	FT-FTA	PCT	OFF	DEF	TOT	AST	PF-DQ	STL	TO	BLK	PTS	AVG
Bargnani	2-2	60	15-31	.484	0-6	.000	10-10	1.000	1	9	10	6	3-0	3	3	0	40	20.0
Bayless	2-2	67	10-29	.345	6-13	.462	7-8	.875	1	3	4	5	6-1	2	5	0	33	16.5
Kleiza	3-0	61	18-27	.667	7-13	.538	4-8	.500	2	6	8	3	4-0	2	3	0	47	15.7
DeRozan	4-4	134	16-49	.327	0-2	.000	20-26	.769	5	15	20	7	11-0	3	9	2	52	13.0
Barbosa	3-0	58	13-32	.406	2-9	.222	5-5	1.000	2	1	3	2	5-0	5	6	2	33	11.0
A. Johnson	4-1	103	15-30	.500	0-1	.000	8-8	1.000	24	15	39	3	15-0	2	4	3	38	9.5
Anderson	1-0	12	2-5	.400	1-2	.500	4-4	1.000	1	1	2	0	2-0	0	0	0	9	9.0
J. Johnson	4-3	97	13-32	.406	2-8	.250	8-12	.667	5	7	12	8	8-0	3	4	4	36	9.0
Calderon	4-4	136	13-30	.433	3-12	.250	5-6	.833	4	13	17	37	11-0	2	11	0	34	8.5
Carter	2-0	25	5-11	.455	3-5	.600	0-0	---	1	2	3	8	1-0	0	2	2	13	6.5
Davis	4-0	81	9-17	.529	0-0	---	3-4	.750	5	18	23	4	7-0	2	4	5	21	5.3
Gray	3-3	35	6-12	.500	0-0	---	2-3	.667	6	12	18	3	4-0	1	2	0	14	4.7
Forbes	4-0	50	4-10	.400	0-1	.000	3-3	1.000	4	6	10	2	5-0	1	5	0	11	2.8
Magloire	2-0	25	1-5	.200	0-0	---	2-4	.500	4	8	12	0	2-0	0	1	2	4	2.0
Uzoh (TOT)	1-0	12	1-3	.333	0-0	---	0-0	---	1	1	2	2	3-0	1	0	0	2	2.0
Uzoh (TOR)	1-0	12	1-3	.333	0-0	---	0-0	---	1	1	2	2	3-0	1	0	0	2	2.0
Butler	3-1	28	2-8	.250	0-4	.000	0-1	.000	0	7	7	1	3-0	1	2	0	4	1.3
<b>RAPTORS</b>	<b>4</b>	<b>985</b>	<b>143-331</b>	<b>.432</b>	<b>24-76</b>	<b>.316</b>	<b>81-102</b>	<b>.794</b>	<b>66</b>	<b>124</b>	<b>190</b>	<b>91</b>	<b>90-1</b>	<b>28</b>	<b>67</b>	<b>20</b>	<b>391</b>	<b>97.8</b>
<b>WIZARDS</b>	<b>4</b>	<b>985</b>	<b>146-320</b>	<b>.456</b>	<b>20-61</b>	<b>.328</b>	<b>73-103</b>	<b>.709</b>	<b>40</b>	<b>108</b>	<b>148</b>	<b>72</b>	<b>94-1</b>	<b>28</b>	<b>53</b>	<b>33</b>	<b>385</b>	<b>96.3</b>

## 2011-12 WASHINGTON VS. TORONTO

PLAYER	G-GS	MIN	FG-FGA	PCT	3FG-FGA	PCT	FT-FTA	PCT	OFF	DEF	TOT	AST	PF-DQ	STL	TO	BLK	PTS	AVG
Young	3-3	105	22-51	.431	5-12	.417	16-19	.842	4	6	10	3	7-0	2	2	1	65	21.7
Wall	4-4	147	23-48	.479	0-6	.000	21-29	.724	1	12	13	31	6-0	3	12	7	67	16.8
Booker	3-2	108	17-25	.680	0-0	---	6-10	.600	8	10	18	4	12-0	6	3	6	40	13.3
Crawford	4-1	101	20-50	.400	4-12	.333	9-13	.692	4	7	11	7	8-0	1	9	0	53	13.3
Lewis	2-1	59	9-20	.450	1-4	.250	4-5	.800	1	3	4	2	2-0	2	1	1	23	11.5
Blatche	1-0	25	4-11	.364	1-1	1.000	0-2	.000	1	7	8	1	2-0	0	1	1	9	9.0
McGee	3-3	67	10-23	.435	0-0	---	6-8	.750	6	14	20	1	10-0	1	7	8	26	8.7
Mason	2-0	31	5-13	.385	2-7	.286	4-4	1.000	0	3	3	2	0-0	1	1	2	16	8.0
Singleton	4-3	92	10-24	.417	6-9	.667	2-4	.500	3	17	20	4	14-1	2	0	1	28	7.0
Seraphin	3-1	84	8-18	.444	0-0	---	0-2	.000	4	13	17	4	11-0	1	2	4	16	5.3
Mack	4-0	50	7-13	.538	1-3	.333	4-5	.800	1	7	8	7	1-0	3	3	0	19	4.8
Cook (TOT)	1-0	17	2-7	.286	0-3	.000	0-0	---	0	3	3	0	2-0	0	2	1	4	4.0
Cook (WAS)	1-0	17	2-7	.286	0-3	.000	0-0	---	0	3	3	0	2-0	0	2	1	4	4.0
Vesely	4-2	69	8-12	.667	0-0	---	0-0	---	7	2	9	5	14-0	5	5	1	16	4.0
Evans	1-0	15	1-4	.250	0-3	.000	1-2	.500	0	0	0	0	1-0	1	2	0	3	3.0
Martin	1-0	14	0-1	.000	0-1	.000	0-0	---	0	4	4	1	4-0	0	1	0	0	0.0
Ndiaye	1-0	1	0-0	---	0-0	---	0-0	---	0	0	0	0	0-0	0	0	0	0	0.0
<b>WIZARDS</b>	<b>4</b>	<b>985</b>	<b>146-320</b>	<b>.456</b>	<b>20-61</b>	<b>.328</b>	<b>73-103</b>	<b>.709</b>	<b>40</b>	<b>108</b>	<b>148</b>	<b>72</b>	<b>94-1</b>	<b>28</b>	<b>53</b>	<b>33</b>	<b>385</b>	<b>96.3</b>
<b>RAPTORS</b>	<b>4</b>	<b>985</b>	<b>143-331</b>	<b>.432</b>	<b>24-76</b>	<b>.316</b>	<b>81-102</b>	<b>.794</b>	<b>66</b>	<b>124</b>	<b>190</b>	<b>91</b>	<b>90-1</b>	<b>28</b>	<b>67</b>	<b>20</b>	<b>391</b>	<b>97.8</b>

## CAREER STATISTICS VS. WASHINGTON

PLAYER	G-GS	MIN	FG-FGA	PCT	3FG-FGA	PCT	FT-FTA	PCT	OFF	DEF	TOT	AST	PF-DQ	STL	TO	BLK	PTS	AVG	HI
Anderson	4-0	36	7-19	.368	4-8	.500	6-6	1.000	3	3	6	0	6-0	0	0	0	24	6.0	9
Bargnani	18-15	577	103-240	.429	28-70	.400	69-81	.852	18	68	86	37	48-0	7	32	14	303	16.8	33
Calderon	24-17	738	116-215	.540	24-57	.421	30-35	.857	13	62	75	200	56-0	22	41	1	286	11.9	24
Davis	7-0	146	22-40	.550	0-0	---	5-7	.714	14	27	41	5	13-0	2	4	8	49	7.0	15
DeRozan	11-11	324	50-111	.450	1-5	.200	40-51	.784	9	28	37	16	28-0	6	16	4	141	12.8	30
Fields	6-6	156	16-34	.471	3-8	.375	7-13	.538	6	25	31	8	8-0	5	5	2	42	7.0	16
Gray	11-4	142	18-36	.500	0-0	---	11-16	.688	23	36	59	12	17-0	5	10	2	47	4.3	12
Johnson	17-5	303	34-70	.486	0-2	.000	20-22	.909	39	42	81	11	51-0	7	20	12	88	5.2	18
Kleiza	13-2	263	51-106	.481	11-33	.333	17-24	.708	10	28	38	13	26-0	5	8	1	130	10.0	30
Lowry	9-3	232	23-72	.319	4-20	.200	40-45	.889	7	23	30	46	22-0	14	20	2	90	10.0	17
Lucas	3-1	72	13-36	.361	1-8	.125	2-2	1.000	4	6	10	11	3-0	2	4	0	29	9.7	25

## 2012-13 GAMES VS. WASHINGTON

GAME 1	GAME 2	GAME 3	GAME 4
Tuesday, February 19	Monday, February 25	Sunday, March 31	Wednesday, April 3
Verizon Center	Air Canada Centre	Verizon Center	Air Canada Centre
7:00 p.m.	7:00 p.m.	6:00 p.m.	7:00 p.m.
Sportsnet ONE	TSN	Sportsnet ONE	Sportsnet ONE



## 2012-13 RAPTORS NBA D-LEAGUE AFFILIATION...



**BAKERSFIELD JAM**  
 1400 Norris Road  
 Bakersfield, CA 93308  
 Tel: (661) 615-6550  
 Fax: (661) 615-6555

Media Relations Contact: William Aquije  
 Media Relations Email: [william@bakersfieldjam.com](mailto:william@bakersfieldjam.com)  
 Arena: Dignity Health Events Center  
 Team Website: [www.bakersfieldjam.com](http://www.bakersfieldjam.com)

## RAPTORS IN THE NBA D-LEAGUE



**Pape Sow**  
 Arkansas RimRockers  
 2005-06



**P.J. Tucker**  
 Colorado 14ers  
 2006-07



**Nathan Jawai**  
 Idaho Stampede  
 2008-09



**Solomon Alabi**  
 Erie Bayhawks  
 2010-11  
 Bakersfield Jam  
 2011-12



**Ed Davis**  
 Erie Bayhawks  
 2010-11

## NBA D-LEAGUE ASSIGNMENT TIMELINE

PLAYER	TEAM	ASSIGNED	RECALLED
Pape Sow	Arkansas RimRockers	November 20, 2005	January 18, 2006
P.J. Tucker	Colorado 14ers	January 5, 2007	February 5, 2007
P.J. Tucker	Colorado 14ers	March 5, 2007	March 24, 2007 (Released)
Nathan Jawai	Idaho Stampede	February 26, 2009	March 23, 2009
Nathan Jawai	Idaho Stampede	April 3, 2009	April 15, 2009 (End of Season)
Solomon Alabi	Erie Bayhawks	November 15, 2010	December 9, 2010
Ed Davis	Erie Bayhawks	November 21, 2010	November 29, 2010
Solomon Alabi	Erie Bayhawks	January 6, 2011	January 14, 2011
Solomon Alabi	Erie Bayhawks	March 9, 2011	April 3, 2011
Solomon Alabi	Bakersfield Jam	January 4, 2012	January 22, 2012

## RAPTORS NBA D-LEAGUE STATISTICS

PLAYER	YEAR	TEAM	GP-GS	MIN	FG-FGA	PCT	3FG-A	PCT	FT-FTA	PCT	REB	AST	STL	BLK	PTS	AVG
Pape Sow	2005-06	ARK	18-14	605	117-224	.522	0-0	.000	120-151	.795	208	13	25	21	335	19.7
P.J. Tucker	2006-07	COL	19-12	459	84-178	.472	2-7	.286	33-39	.846	64	39	13	4	203	10.6
Nathan Jawai	2008-09	IDA	14-9	336	50-95	.526	0-0	.000	56-72	.778	89	22	4	15	156	11.1
Solomon Alabi	2010-11	ERIE	22-16	407	62-120	.517	0-0	.000	35-49	.714	117	8	11	40	159	7.2
Ed Davis	2010-11	ERIE	2-0	35	7-12	.583	0-0	.000	6-6	1.000	10	1	0	6	20	10.0
Solomon Alabi	2011-12	BAK	9-8	191	35-74	.473	0-0	.000	12-16	.750	69	8	7	17	82	9.1

## 2011-12 FINAL STANDINGS

EASTERN CONFERENCE							
	W-L	HOME	AWAY	PCT.	GB	LAST 5	STREAK
Springfield Armor	29-21	18-6	10-14	.580	0.0	3-2	Won 2
Dakota Wizards	29-21	17-7	12-12	.580	0.0	4-1	Lost 1
Erie BayHawks	28-22	15-9	12-12	.560	1.0	4-1	Won 1
Canton Charge	27-23	14-10	12-12	.540	2.0	1-4	Lost 1
Iowa Energy	25-25	16-8	8-16	.500	4.0	1-4	Lost 3
Maine Red Claws	21-29	11-13	9-15	.420	8.0	3-2	Won 3
Sioux Falls Skyforce	15-35	10-14	5-19	.300	14.0	1-4	Lost 1
Fort Wayne Mad Ants	14-36	7-17	6-18	.280	15.0	2-3	Won 1
WESTERN CONFERENCE							
	W-L	HOME	AWAY	PCT.	GB	LAST 5	STREAK
Los Angeles D-Fenders	38-12	20-4	16-8	.760	0.0	4-1	Won 4
Austin Toros	33-17	18-6	13-11	.660	5.0	4-1	Won 1
Bakersfield Jam	28-22	17-7	10-14	.560	10.0	1-4	Lost 2
Rio Grande Valley Vipers	24-26	11-13	13-11	.480	14.0	2-3	Won 1
Texas Legends	24-26	14-10	8-16	.480	14.0	0-5	Lost 6
Tulsa 66ers	23-27	13-11	9-15	.460	15.0	1-4	Lost 2
Idaho Stampede	21-29	13-11	8-16	.420	17.0	3-2	Won 3
Reno Bighorns	21-29	11-13	8-16	.420	17.0	2-3	Lost 1

## 2011-12 POSTSEASON RESULTS

### QUARTER-FINALS

#### LOS ANGELES 2, IOWA 0

Game 1 - Los Angeles 114, Iowa 103

Game 2 - Los Angeles 94, Iowa 92

#### AUSTIN 2, ERIE 0

Game 1 - Erie 108, Austin 95

Game 2 - Austin 97, Erie 87

Game 3 - Austin 99, Erie 85

#### BAKERSFIELD 2, DAKOTA 0

Game 1 - Bakersfield 107, Dakota 94

Game 2 - Bakersfield 93, Dakota 91

#### CANTON 2, SPRINGFIELD 2

Game 1 - Canton 108, Springfield 93

Game 2 - Springfield 125, Canton 116 (OT)

Game 3 - Canton 115, Springfield 106

### SEMI-FINALS

#### LOS ANGELES 2, BAKERSFIELD 0

Game 1 - Los Angeles 109, Bakersfield 104

Game 2 - Los Angeles 109, Bakersfield 90

#### AUSTIN 2, CANTON 1

Game 1 - Canton 112, Austin 109 (OT)

Game 2 - Austin 118, Canton 104

Game 3 - Austin 90, Canton 68

### FINALS

#### AUSTIN 2, LOS ANGELES 1

Game 1 - Los Angeles 109, Austin 101 (OT)

Game 2 - Austin 113, Los Angeles 94

Game 3 - Austin 122, Los Angeles 110

## 2011-12 AWARDS

**MOST VALUABLE PLAYER:** Justin Dentmon, Austin

**DENNIS JOHNSON COACH OF THE YEAR:** Eric Musselman, Los Angeles

**ROOKIE OF THE YEAR:** Edwin Ubiles, Dakota

**DEFENSIVE PLAYER OF THE YEAR:** Stephon Hannah, Dakota

**JASON COLLIER SPORTSMANSHIP AWARD:** Moses Ehambe, Iowa

**IMPACT PLAYER OF THE YEAR:** Eric Dawson, Austin

**MOST IMPROVED PLAYER:** Kenny Hayes, Maine

### NBA D-LEAGUE ALL-FIRST TEAM

POSITION	PLAYER	TEAM
Guard	Blake Ahearn	Reno Bighorns
Guard	Justin Dentmon	Austin Toros
Forward	Malcolm Thomas	Los Angeles D-Fenders
Forward	Edwin Ubiles	Dakota Wizards
Center	Greg Smith	Rio Grande Valley Vipers

### NBA D-LEAGUE ALL-SECOND TEAM

POSITION	PLAYER	TEAM
Guard	Courtney Fortson	Los Angeles D-Fenders
Guard	Elijah Millsap	Los Angeles D-Fenders
Forward	Eric Dawson	Austin Toros
Forward	Marcus Lewis	Tulsa 66ers
Center	Jeff Foote	Springfield Armor

### NBA D-LEAGUE ALL-THIRD TEAM

POSITION	PLAYER	TEAM
Guard	Morris Almond	Maine Red Claws
Guard	Jerry Smith	Springfield Armor
Forward	Brandon Costner	Los Angeles D-Fenders
Forward	Dennis Horner	Springfield Armor
Center	Sean Williams	Texas Legends





## 2011-12 LEADERS

SCORING AVERAGE				ASSISTS PER GAME			FIELD GOAL PERCENTAGE				
G	PTS	AVG	G	AST	AVG	FGM	FGA	PCT			
1. Blake Ahearn, Reno	37	880	23.8	1. Jeremy Wise, Bakersfield	41	257	6.3	1. Greg Smith, Rio Grande Valley	185	277	.668
2. Morris Almond, Maine	29	678	23.4	2. JamesOn Curry, Springfield	40	250	6.3	2. Zach Andrews, Los Angeles	172	266	.647
3. Andre Emmett, Reno	35	808	23.1	3. Courtney Fortson, LOS-RIO	31	192	6.2	3. Malcolm Thomas, LOS-AUS-RIO	138	223	.619
4. Justin Dentmon, Austin	40	914	22.9	4. Curtis Stinson, Iowa	28	165	5.9	4. Marcus Dove, Dakota	234	381	.614
5. Brandon Costner, Los Angeles	32	651	20.3	5. Maurice Baker, Dakota	50	289	5.8	5. Anthony Kent, Maine	114	188	.606
6. Mike Efeberha, Iowa	37	730	19.7	6. David Bailey, Idaho	36	208	5.8	6. Kyle Goldcamp, Erie	254	431	.589
7. Edwin Ubiles, Dakota	41	804	19.6	7. Justin Dentmon, Austin	40	219	5.5	7. Marcus Lewis, Tulsa	292	512	.570
8. Elijah Millsap, Los Angeles	41	796	19.4	8. Kenny Hayes, Maine	44	230	5.2	8. Stanley Assumnu, Rio Grande Valley	191	338	.565

REBOUNDS PER GAME			STEALS PER GAME			3 POINT FIELD GOAL PERCENTAGE					
G	REB	AVG	G	ST	AVG	3PM	3PA	PCT			
1. Marcus Lewis, Tulsa	46	583	12.7	1. Dominique Coleman, Sioux Falls	49	108	2.2	1. Antoine Ajudio, Canton	82	152	.539
2. Eric Dawson, Austin	29	306	10.6	2. Steffon Hannah, Dakota	29	62	2.1	2. Morris Almond, Maine	32	69	.464
3. Malcolm Thomas, LOS-AUS-RIO	25	227	9.1	3. Courtney Fortson, LOS-RIO	31	66	2.1	3. Marcus Banks, Idaho	24	52	.462
4. Jeff Foote, Springfield	39	349	8.9	4. Jerry Smith, Springfield	39	83	2.1	4. Gerald Green, Los Angeles	60	131	.458
5. Sean Williams, Texas	27	241	8.9	5. Damian Saunders, Rio Grande Valley	29	57	2.0	5. Josh Selby, Reno	20	44	.455
6. Dennis Horner, Springfield	25	213	8.5	6. Elijah Millsap, Los Angeles	41	78	1.9	6. Booker Woodfox, Texas	86	191	.450
7. Ryan Reid, Tulsa	25	213	8.5	7. JamesOn Curry, Springfield	40	76	1.9	7. Eric Devendorf, IDA-REN	30	67	.448
8. Kyle Goldcamp, Erie	44	371	8.4	8. Larry Owens, Tulsa	32	59	1.8	8. Robert Vaden, Tulsa	79	177	.446

MINUTES PER GAME			BLOCKED SHOTS PER GAME			FREE THROW PERCENTAGE					
G	MIN	AVG	G	BS	AVG	FTM	FTA	PCT			
1. Morris Almond, Maine	29	1099	37.9	1. Sean Williams, Texas	27	68	2.5	1. Blake Ahearn, Reno	227	236	.962
2. JamesOn Curry, Springfield	40	1506	37.7	2. Damian Saunders, Rio Grande Valley	29	67	2.3	2. Brady Morningstar, Tulsa	75	84	.893
3. Blake Ahearn, Reno	37	1387	37.5	3. Malcolm Thomas, LOS-AUS-RIO	25	57	2.3	3. Maurice Baker, Dakota	147	165	.891
4. J.J. Kennedy, Erie	44	1643	37.3	4. Lawrence Hill, TEX-MAI	38	66	1.7	4. Kenny Hayes, Maine	179	201	.891
5. Justin Dentmon, Austin	40	1490	37.3	5. Eric Dawson, Austin	29	47	1.6	5. Booker Woodfox, Texas	122	138	.884
6. Trey Gilder, Sioux Falls	34	1259	37.0	6. Ben Strong, Iowa	48	76	1.6	6. Walker Russell Jr., Fort Wayne	86	98	.878
7. Ryan Reid, Reno	35	1286	36.7	7. Marcus Dove, Dakota	43	65	1.5	7. Shy Ely, Dakota	77	88	.875
8. Marcus Lewis, Tulsa	46	1665	36.2	8. Dante Milligan, Canton	48	67	1.4	8. Andrew Drevo, Iowa	86	99	.869

## 2011-12 GATORADE CALL-UPS TO THE NBA

PLAYER	NBA D-LEAGUE	NBA
Mickell Gladness	Dakota Wizards	Miami, Miami, Golden State
Terrel Harris	Rio Grande Valley	Miami
Dennis Horner	Springfield Armor	New Jersey, New Jersey
Carldell Johnson	Austin Toros	New Orleans
Ryan Reid	Tulsa 66ers	Oklahoma City
Donald Sloan	Erie BayHawks	Atlanta, New Orleans, Cleveland
Greg Stiemsma	Sioux Falls Skyforce	Boston
Jamaal Tinsley	Los Angeles D-Fenders	Utah
Mychel Thompson	Erie BayHawks	Cleveland
Lance Thomas	Austin Toros	New Orleans, New Orleans
Chris Wright	Maine Red Claws	Golden State
Cory Higgins	Erie BayHawks	Charlotte
Malcolm Thomas	L.A. D-Fenders	San Antonio, Houston
Mike James	Erie BayHawks	Chicago, Chicago, Chicago, Chicago
Courtney Fortson	L.A. D-Fenders	L.A. Clippers, Houston
Larry Owens	Tulsa 66ers	New Jersey
Walker Russell	Fort Wayne Mad Ants	Detroit
Ishmael Smith	L.A. D-Fenders	Orlando
Greg Smith	Rio Grande Valley Vipers	Houston
Ben Uzoh	Dakota Wizards	Cleveland, Toronto
Andre Emmett	Reno Bighorns	New Jersey
Eric Dawson	Austin Toros	San Antonio, San Antonio
Manny Harris	Canton Charge	Cleveland, Cleveland
Bobby Simmons	Reno Bighorns	L.A. Clippers, L.A. Clippers
Gerald Green	L.A. D-Fenders	New Jersey
Jeff Foote	Springfield Armor	New Orleans
Jerry Smith	Springfield Armor	New Jersey
Edwin Ubiles	Dakota Wizards	Washington
Justin Dentmon	Austin Toros	San Antonio, Toronto
Keith Benson	Sioux Falls Skyforce	Golden State
Alan Anderson	Canton Charge	Toronto
Cartier Martin	Iowa Energy	Washington
Lester Hudson	Austin Toros	Cleveland, Memphis
Blake Ahearn	Reno Bighorns	Utah
Jerome Dyson	Tulsa 66ers	New Orleans
Jamario Moon	L.A. D-Fenders	Charlotte
Mikki Moore	Idaho Stampede	Golden State
Morris Almond	Maine Red Claws	Washington
Sean Williams	Texas Legends	Boston
Dan Gadzuric	Texas Legends	New York
D.J. Kennedy	Erie BayHawks	Cleveland
Xavier Silas	Maine Red Claws	Philadelphia
Derrick Byars	Bakersfield Jam	San Antonio
<b>TOTALS:</b>	<b>60 CALL-UPS, 43 PLAYERS</b>	

## AUSTIN TOROS

12885 N. Highway 183, Suite 207  
Austin, TX 78750  
Arena: Cedar Park Center  
Tel: (512) 236-8333  
Fax: (512) 236-8444  
Media Contact: Perri Travillion  
(ptravillion@austintoros.com)  
NBA Affiliation: San Antonio

## BAKERSFIELD JAM

1400 Norris Road  
Bakersfield, CA 93308  
Arena: Dignity Health Events Center  
Tel: (661) 615-6550  
Fax: (661) 615-6555  
Media Contact: William Aquije  
(william@bakersfieldjam.com)  
NBA Affiliations: Atlanta, Los Angeles  
Clippers, Phoenix, Toronto

## CANTON CHARGE

1101 Market Avenue North  
Canton, OH 44702  
Arena: Canton Memorial Civic Center  
Tel: (330) 489-1701  
Fax: (330) 489-1703  
Media Contact: Sean Wyatt  
(swyatt@cantoncharge.com)  
NBA Affiliation: Cleveland

## ERIE BAYHAWKS

110 East 8th Street  
Erie, PA 16501  
Arena: Tullio Arena  
Tel: (814) 790-5600  
Fax: (814) 790-5608  
Media Contact: Matt Bresee  
(matt.bresee@nbaerie.com)  
NBA Affiliation: New York

## FORT WAYNE MAD ANTS

1910 St. Joe Center Rd, Suite 61  
Fort Wayne, IN 46825  
Arena: Allen County War Memorial Coliseum  
Tel: (260) 469-4667  
Fax: (260) 469-4674  
Media Contact: Audrey Siebrase  
(audrey@fortwaynehoops.com)  
NBA Affiliations: Charlotte, Detroit,  
Indiana, Milwaukee

## IDAHO STAMPEDE

233 South Capitol Blvd., Suite 100  
Boise, ID 83702  
Arena: CenturyLink Arena  
Tel: (208) 388-4667  
Fax: (208) 388-3845  
Media Contact: Travis Tate  
(travis@idahostampede.com)  
NBA Affiliations: Portland

## IOWA ENERGY

730 3rd Street  
Des Moines, Iowa 50309  
Arena: Wells Fargo Arena  
Tel: (515) 564-8550  
Fax: (515) 564-8551  
Media Contacts: Randi Burrell  
(rburrell@iowanba.com)  
NBA Affiliations: Chicago, Denver,  
New Orleans, Washington

## LOS ANGELES D-FENDERS

555 North Nash Street  
El Segundo, CA 90245  
Arena: Toyota Sports Center  
Tel: (310) 426-6000  
Fax: (310) 426-6031  
Media Contacts: Daniel Ramirez  
(dramirez@d-fenders.com)  
NBA Affiliation: Los Angeles Lakers

## MAINE RED CLAWS

413 Congress Street  
Portland, ME 04101  
Arena: Portland Exposition Building  
Tel: 207-210-6655  
Fax: 207-210-6659  
Media Contact: Jana Spaulding  
(jspaulding@maineredclaws.com)  
NBA Affiliations: Boston

## RENO BIGHORNS

9393 Gateway Drive, Suite BH  
Reno, NV 89511  
Arena: Reno Events Center  
Tel: (775) 284-2622  
Fax: (775) 853-1601  
Media Contact: Allison Beck  
(abeck@renobighorns.com)  
NBA Affiliations: Memphis, Sacra-  
mento, Utah

## RIO GRANDE VALLEY VIPERS

4500 North 10th Street, Suite 315  
McAllen, TX 78504  
Arena: State Farm Arena  
Tel: (956) 972-1144  
Fax: (956) 972-1150  
Media Contact: Rebecca Sweat  
(rsweat@rgvipers.com)  
NBA Affiliation: Houston

## SANTA CRUZ WARRIORS

903 Pacific Avenue, Suite 101  
Santa Cruz, CA 95060  
Arena: Kaiser Permanente Arena  
Tel: (831) 466-3200  
Fax: 831-466-3201  
Media Contact: Matt De Nasnera  
(mdenasnera@santacruzbasketball.com)  
NBA Affiliations: Golden State

## SIOUX FALLS SKYFORCE

2131 South Minnesota Avenue  
Sioux Falls, SD 57105  
Arena: Sioux Falls Arena  
Tel: (605) 332-0605  
Fax: (605) 332-2305  
Media Contact: Brett Hansen  
(brett@skyforceonline.com)  
NBA Affiliations: Miami, Minnesota,  
Orlando, Philadelphia

## SPRINGFIELD ARMOR

1 Monarch Place, Suite 220  
Springfield, MA 01144  
Arena: MassMutual Center  
Tel: (413) 746-3263  
Fax: (413) 746-3262  
Media Contact: Eli Pearlstein  
(epearlstein@armorhoops.com)  
NBA Affiliation: New Jersey

## TEXAS LEGENDS

2601 Avenue of the Stars, Suite 300  
Frisco, TX 75215  
Arena: Dr. Pepper Arena  
Tel: (214) 469-0822  
Fax: (214) 469-0823  
Media Contact: Kyle Judkins  
(kjudkins@texlegends.com)  
NBA Affiliation: Dallas

## TULSA 66ERS

10425 South 82nd East Avenue,  
Suite 105  
Tulsa, OK 74133  
Arena: SpiritBank Event Center  
Tel: (918) 585-8444  
Fax: (918) 398-6930  
Media Contact: Ben Coldagelli  
(bcoldagelli@tulsa66ers.com)  
NBA Affiliation: Oklahoma City

## NBA D-LEAGUE OFFICE

645 5th Avenue, 18th Floor  
New York, NY 10022



# ODDS & ENDS







## RAPTORS MEDIA RELATIONS STAFF



**Jim LaBumbard**  
Director,  
Media Relations



**Roven Yau**  
Manager,  
Media Relations



**Phil Summers**  
Coordinator,  
Media Relations

On behalf of the entire organization, the Toronto Raptors media relations department welcomes you to the 2012-13 season. The Raptors media relations staff looks forward to serving you throughout the season, and we welcome your input as we strive to be of assistance to you. It is part of our championship vision as a media relations department to be accessible and accountable to your needs and to make your experience with us as easy and pleasant as possible. In an effort to effectively service your requests, we have put together the following guidelines we hope will be of assistance.

### RAPTORS MEDIA RELATIONS DEPARTMENT CONTACTS:

Jim LaBumbard O: (416) 815-5423;  
jlabumbard@torontoraptors.com  
Roven Yau O: (416) 815-6130;  
ryau@torontoraptors.com  
Phil Summers O: (416) 815-6102;  
psummers@torontoraptors.com  
Communications Fax (416) 359-9213  
Media Room (416) 815-5690

### AIR CANADA CENTRE

Media Entrance: Gate 2½, northeast entrance on Bay Street  
Media Centre: Event level, off the north corridor  
Media Dining: Served in the Rogers Media Centre  
Media Seating: North side of the court, between the team benches, and in the Foster

Hewitt Gondola  
Raptors Locker Room: Event level, northwest corner  
Visitors Locker Room: Event level, north corridor  
Adidas Practice Court: Upper concourse level (300 level), northwest corner

### EXECUTIVE OFFICES

The Toronto Raptors executive offices are located on the 15th floor of the Air Canada Centre office tower at 50 Bay Street. All visitors must enter the Air Canada Centre office tower and report to the concierge's desk on the 5th floor.

TO AIR CANADA CENTRE (From Pearson International Airport)  
Take Highway 427 South to Gardiner Expressway (Toronto).  
Exit at York Avenue North. North on York one block to arena.

### MEDIA PARKING

There are no parking privileges for media at Air Canada Centre. There are, however, numerous pay lots in the area.

### MEDIA ENTRANCE

Accredited media and those receiving individual game credentials should use the Media Entrance (northeast entrance on Bay Street between Gates 2 and 3) for games. Access will commence two hours prior to game time. Individual game credentials can be picked up at the desk located at the bottom of the Media Entrance.

### CREDENTIALS

Season credentials are limited to local newspapers, radio and television stations that regularly cover the Raptors. Individual game credential requests must come from an editor/director by e-mail, fax or mail through the media relations office no later than 5 p.m. the day prior to a game, or by 5 p.m. Friday for all Saturday, Sunday and Monday games. Credentials must be worn at all times, are non-transferable and do not guarantee a seat.

Media members wishing to cover the team on the road should contact Jim LaBumbard at least three days prior to the game. Travelling media must make credential arrangements through the Raptors media relations department and not through the host team media department.

### PHOTO/VIDEO

Limited space is available on each baseline for both still and television photographers. There are no photo positions along the sidelines, and photographers may not shoot within 15 feet of the team bench areas. Flash photography is strictly prohibited. Photographers must be seated on the floor and may not kneel when shooting from the baselines.

In accordance with NBA rules, rubber lens shades are required for all still photographers, broadcasters, news and entertainment video and film crews who are authorized to shoot NBA game action. Rubber lens covers are available by contacting:

Robert's Distrubers, Inc.  
255 South Meridian Street  
Indianapolis, IN 46225  
(317) 636-5524  
(800) 726-5544  
Fax: (317) 636-5793

Individual game credential requests must come from a photo editor by e-mail, fax or mail through the media relations office no later than 5 p.m. the day prior to a game, or by 5 p.m. Friday for all Saturday, Sunday and Monday games. Photographers must be on assignment from a specific publication -- no freelance photography is allowed.

## EQUIPMENT

Photographers located on the baseline will be permitted only one standard size “Domke” bag, which must be placed behind the photographer during the game. All other equipment (including all cameras and lenses) must be stored off-court or kept on the photographer’s person at all times. Each photographer will be permitted to use one monopod – but no tripods – at courtside. No stand-alone remotes or seats other than “lawn-type” photographer seats will be permitted.

## STROBE POLICY

Photographers wishing to use strobe lighting may contact a member of the Raptors media relations staff to arrange payment method. Strobe lighting is on a first-come, first-served basis, at the discretion of the Raptors media relations staff.

## INTERNATIONAL MEDIA POLICY

Media representing an organization with affiliations located outside Canada or the United States must contact NBA International at (212) 407-8000 to arrange credentials. Please do not contact the Raptors media relations department. Additional information on international media policies can be obtained from the NBA League Office.

## MEDIA SEATING

All media seats are reserved and marked with place cards for each individual media outlet. Individuals are required to sit in their pre-assigned seats. Seating charts are posted in the media work room.

## LOCKER ROOMS

**Pregame:** In accordance with NBA rules, home and visiting locker rooms are open 90 minutes prior to game time and close 45 minutes before the start of the game.

**Postgame:** In accordance with NBA rules, both locker rooms will be open 10 minutes after the conclusion of the game.

**Notes:** Cell phone usage in the locker by members of the media room is prohibited. Still photographers not employed by the Raptors will not be permitted in any locker room. No autographs are to be asked of any team personnel during media access periods. It is NBA policy to allow all accredited media members access to the locker rooms.

## PREGAME COACHES INTERVIEWS

Raptors coach Dwane Casey will conduct his pregame media availability 75 minutes prior to game time in Multi-Purpose B across from the Raptors locker room. Please check with the opposing team PR contact regarding his/her coach’s availability.

## POSTGAME COACHES INTERVIEWS

Raptors coach Dwane Casey will conduct his postgame media session in Multi-Purpose Room B across from the Raptors locker room. The opposing coach will meet the media outside the visiting locker room located on the event level, north corridor between the Raptors locker room and the Rogers Media Centre.

## LIVE SHOTS

Television stations desiring live shots must first receive permission from the Raptors media relations staff. Live shots are to be staged courtside along either baseline and must be concluded no later than 30 minutes prior to game time.

## GAME SERVICES

**Rogers Media Centre:** The media work room at Air Canada Centre is accessible only with a valid credential. The centre is open at least two hours prior to game time, throughout the game and after the game. In order to provide the proper work environment, friends, relatives or guests of the media will not be permitted access to the Rogers Media Centre.

Pregame meals for working media will be served in the Rogers Media Centre from two hours prior to the game up to tip-off. The charge is \$12 (Cdn) and \$10 (U.S.).

The media work room is equipped with electrical outlets and several telephones (available on a shared basis) from which collect or credit card calls may be placed.

**Wireless Access:** Wireless access is available in the Rogers Media Centre and courtside. A username and password is provided to those credentialed on a season or single-game basis. In addition, seats located courtside are equipped with a hardwire connections.

**Telephones:** Telephones are placed at the media seats courtside and in the Rogers Media Centre for your convenience on a shared basis. Media members desiring their own phone can contact the Raptors Media Relations Department for assistance.

**Injury reports:** Reports on players who are injured during a game will be distributed by the Raptors media relations staff. The locker rooms are closed during games, and players who are injured and who do not return to the court may not be interviewed until 10 minutes after the conclusion of the game. Any interviews with team physicians or the training staff must be cleared through the media relations department.





## PRACTICE POLICIES

Media members must enter Air Canada Centre through Gate 2 located at 40 Bay Street, and report to the security personnel on duty before proceeding to the Adidas Practice Court for practice or the main floor for shootaround.

Practices and shootarounds are always subject to last-minute change and/or cancellation. Members of the media are strongly encouraged to check the Raptors' media information line for up-to-date information.

*Practice:* The Raptors practice in the Adidas Practice Court training facility on the third level at Air Canada Centre. For media access periods, members of the media are required to remain along the west baseline. All visitors to the practice court are requested to wear rubber-soled shoes. For the 2012-13 season, the final 30 minutes of practices will be open to the media. Players and coaches will be available for interviews after practice. Media members may conduct interviews on the court or outside of the training facility.

*Shootarounds:* The Raptors will use the main floor for morning day-of-game shootarounds. All team day-of-game shootarounds are closed to the media, except for the last five minutes. Players will be available at the conclusion of each shootaround.

## RAPTORS ON THE NET

Raptors.com (<http://raptors.nba.com>) offers members of the media and fans the most comprehensive Raptors information on the internet.

## NBA MEDIA CENTRAL

The media is strongly encouraged to take advantage of the NBA's media central site. To register, log on to [www.nba.com/mediacentral](http://www.nba.com/mediacentral). The Media Central Web site on NBA.com is designed specifically for journalists covering the NBA. It is a password-protected site that contains information and resources that help the media cover the league. Membership to the site includes free access to Audio League Pass for live RealAudio action of every game and links to local newspapers in every NBA market. Additionally, in-depth sections on the "Business of the NBA" and "In the Community," box scores, team game notes, archives of press releases sorted by team and by date, NBA News archives, week-by-week team statistics, credential applications and biographies of referees and league executives are some of the elements within Media Central. The site is updated continuously to provide up-to-minute information on the NBA.

## MISCELLANEOUS

The Raptors Media Relations Department kindly reminds its beat writers that, "they have no hope."

## RAPTORS STATISTICS CREW



VITO ANDRISANI



SEAN FORREST



BRIGG HARVEY



SARAH RICHARD



PAUL LAW



PHIL LAWN



ROB LYONS



CHAD MAARTENSE



STEVE MANCHUR



CHERYL MCDONALD



ALEX NANOS



NANCY NANOS



MICHELE O'KEEFE



ROGER RIVAS



KARL TOULOUSE



DAWNA TOWNSEND



WENDY TUCKER



STEVE WALKER



## MATT DEVLIN

**TELEVISION PLAY-BY-PLAY – @MattDevlinRaps**

Matt Devlin is entering his fifth season with the Raptors as the club's television play-by-play voice. He brings a wealth of experience to Raptors games having called NBA action for the Charlotte Bobcats, Memphis Grizzlies, NBA TV and TNT.

Considered one of the top broadcasters in the industry, Devlin has also called National Football League and Major League Baseball, WNBA and college basketball, football and baseball games. He is also one of the few broadcasters selected to work the Olympic games covering track and field, diving and wrestling.

Devlin was the first television announcer in Bobcats history, handling the duties for the NBA's newest expansion franchise for three seasons (2004-07). His NBA team broadcasting career began in 2001 when he served three seasons as the television play-by-play voice of the Grizzlies. He called the team's record 50-win season and first playoff appearance in 2004.

Devlin has worked with the NBA and its national television partners since 2002, serving as a play-by-play announcer and sideline reporter for TNT's national coverage. He will continue to do so when his obligations with the Raptors allow. He has been a broadcaster for NBA TV since the league launched its network in October 1999, working as a studio host and play-by-play voice on game broadcasts of the regular season, playoffs, summer leagues and the WNBA. Devlin has covered many events for the NBA, including Saturday night of the 2009 All-Star weekend when he hosted the first ever 3D coverage of the event, which was broadcast in more than 85 theatres throughout North America.

In 2008, he worked for NBC broadcasting wrestling from the Olympic Games in Beijing, China. It was his second Olympics for

the National Broadcasting Corporation. He handled the play-by-play duties for track and field and diving for the network's high definition Olympic telecasts in 2004 from Athens, Greece.

Most recently, Devlin has broadcast Canadian Football League action for TSN, as well as the 2012 Rogers Cup tennis tournament on Rogers Sportsnet.

Prior to joining the Grizzlies, Devlin called the play-by-play action for the New York Liberty of the WNBA for MSG Network, and also was a radio pregame and postgame host for select games on the network's broadcasts of the New York Knicks and New York Yankees. Devlin also hosted the WNBA Draft on three occasions for the event's live broadcast on ESPN2.

In addition to his NBA and WNBA experience, Devlin has called college basketball, football and baseball games on ESPN, the Big Ten Network, the Atlantic 10 Basketball Network and MSG Network. Moreover, Devlin has announced games for the St. Louis Cardinals, the University of Connecticut Huskies, ESPN Regional, ESPN International and four minor league baseball teams. He started his broadcast career in Abilene, Texas at the NBC affiliate.

Devlin has made community involvement a priority at each of his NBA broadcasting positions. He currently serves on the Advisory Board of The Brighton School, a school in Toronto for children with learning differences. He has also created a ticket program at Raptors home games for children with learning disabilities and has been actively involved in the NBA's Read to Achieve literacy program, and is a frequent guest speaker at schools and businesses.

Devlin is a 1990 graduate of Boston College and attended high school in Nashville, Tennessee. He and his wife, Erin, have three sons, Jack (13), Ian (10) and Luke (8).



## LEO RAUTINS

**GAME ANALYST, SPORTSNET;  
STUDIO ANALYST, TSN AND NBA TV CANADA**

Leo Rautins has been on the Canadian basketball scene for more than 30 years as a player, broadcaster and ambassador of the game. He is now in his 18th season as television

analyst for Raptors games. Rautins will handle the duties for games on Rogers Sportsnet and Sportsnet ONE, while working alongside Rod Black as studio analyst on TSN's NBA Studio shows. He will also continue to provide pre- and postgame analysis for NBA TV Canada.

A 28-year veteran of television, radio and newspaper journalism, Rautins has worked Syracuse University basketball games on both radio and TV and has also covered NCAA, NBA and NBDL basketball for ESPN, ESPN 2 and ESPN Regional. Rautins covered the 1994 World Championships for CTV.

Rautins' distinguished playing career began with the Canadian National Team from 1977-82, where he was the youngest player to make the national team at 16 years of age and was the first team-sport member to win the Canadian Junior Athlete of the Year Award. An outstanding college career at Syracuse resulted in Rautins becoming the 17th selection in the 1983 NBA Draft by

Philadelphia, the highest Canadian ever selected at that time and first selected in the first round of the NBA Draft. He played with the Sixers and Atlanta Hawks before moving on to the Italian, Spanish and French professional leagues from 1985-92. From 1989 thru 1992, he again represented his country as a member of the Canadian National Team.

Most recently, Rautins was the head coach of the Canadian Men's National Team from 2005-11, helping Canada reach the World Championships in 2010.

Rautins' son, Andy, was drafted 38th overall by the New York Knicks in the 2010 NBA Draft. Andy played four successful seasons at Syracuse University and is also a member of the Canadian Men's National Team.

Rautins graduated from the prestigious S.I. Newhouse School of Public Communications at Syracuse in 1983. His broadcasting career tipped off as radio analyst for Syracuse basketball and as a CBC radio broadcaster announcing games from the 1984 Olympics in Los Angeles.

Leo's passion for the game is evident through his work. He has also represented the team at numerous basketball camps and youth clinics throughout his tenure with the Raptors.



## **JACK ARMSTRONG** **GAME ANALYST, TSN;** **STUDIO ANALYST, TSN AND NBA TV CANADA**

Jack Armstrong enters his 15th season with the Raptors organization, and will serve as the analyst on all TSN games. Armstrong will

also provide pre and postgame analysis for NBA TV Canada. He has worked in the past as a radio analyst for the Raptors following a successful 14-year coaching career at the collegiate level. In addition to his duties with the Raptors, Armstrong is a regular NBA commentator in Canada and a television analyst for NCAA basketball on CBS Sports Network, Comcast, Empire Sports Network, Fox Sports, MASN TV and New York/MSG while also working with ESPN's regional coverage and the Atlantic 10 Conference TV Network. His commentating also extended to the WNBA where he worked for MSG on New York Liberty telecasts for two seasons. Armstrong also served as the television analyst for the 2002 FIBA Men's World Basketball Championship.

In the college circuit, Armstrong spent four years as an assistant basketball coach at Fordham University. Armstrong moved to Niagara University and served as an

assistant coach for one season before being named head basketball coach of the Purple Eagles while also serving as assistant athletic director. His nine years as head coach was the third longest in school history and his 100 career wins rank fourth on the school's all-time chart. Armstrong had his most successful season in 1992-93 when he led the Purple Eagles to a 23-7 record and a spot in the National Invitational Tournament. The accomplishments earned him Metro Atlantic Athletic Conference (MAAC) and New York State Division I Coach of the Year awards. Despite his success on the court, Armstrong is still most proud of his 100 per cent player graduation rate during his stint as head coach.

He earned both a master's degree in public communications and a bachelor's degree in history from Fordham University. Jack and his wife, Dena, have three children, Kevin (16), Brian (15), and Timothy (14). He is an avid runner and has completed the New York, Chicago and Boston marathons.



## **SHERMAN HAMILTON** **GAME ANALYST, NBA TV CANADA – @ShermanHamilton**

Sherman Hamilton is entering his 10th season as a NBA TV Canada analyst. He can be seen before and following each Raptors game on NBA TV Canada.

Hamilton also appears on Raptors Today, a non-game day program designed to keep Raptors fans up to date on breaking news and current events in Raptorland and around the NBA.

Prior to joining Raptors TV, the Virginia Commonwealth University graduate represented his country for more than 10 years as a player and coach. As a player, he participated in two World Championships and the 2000 Sydney Olympics. He also played professionally in Europe and South America.

Sherman and his wife, Charlene, have two daughters, Genesis and Nevaeh.



## **DAVID AMBER** **HOST, NBA TV CANADA – @DavidAmber**

David Amber is entering his third season as pre-game and postgame host of NBA TV Canada. Amber, a Toronto native, joined NBA TV Canada after an eight year stint at ESPN as an anchor and reporter.

While at ESPN, Amber anchored ESPNNews, SportsCenter and Outside the Lines as well as hosting College Basketball halftime shows. In the field Amber contributed feature reports for Outside the Lines and reported for SportsCenter from the NBA Finals and MLB Playoffs as well as serving as a sideline reporter for NCAA football and the World Baseball Classic.

Before joining ESPN Amber worked as an anchor and reporter at TSN from 1997-2002. While at TSN, Amber was a court-side reporter for TSN's broadcasts of Toronto Raptors games from 1999-2001.

Amber received a Bachelor of Arts degree from McGill University in Montreal and a Masters degree from Syracuse University.

David and his wife, Emma, have two children, Jacqueline (8) and Harrison (6).



## PAUL JONES

**RADIO PLAY-BY-PLAY – @Paul\_\_Jones**

Paul Jones, Toronto's radio play-by-play voice, has been associated with Toronto Raptors broadcasts since the team's inception during the 1995-96 season. He was part of the inaugural radio broadcast crew for the first two seasons as an analyst and then moved into the television realm working as a sideline reporter and analyst for both Raptors and Vancouver Grizzlies broadcasts on TSN and CTV. Jones has also worked as court-side reporter for Raptor broadcasts on Sportsnet, as well as studio shows for NBA TV Canada.

Jones currently co-hosts Hoops, the weekly basketball show on Sportsnet 590 The FAN and the postgame call-in show for home games with broadcast partner, Eric Smith. In addition, he writes regularly for [www.sportsnet.ca](http://www.sportsnet.ca).

Jones started broadcasting basketball on radio for the University of Toronto in 1989 and his experience includes coverage of basketball at the 1992 Olympics in Barce-

lona. He subsequently was part of the broadcast crew for the World Basketball Championship that was held in Toronto in 1994.

As a player, Jones was a two-time conference all-star at York University in Toronto and represented Canada in international tournaments on two occasions earning a Silver Medal from the Commonwealth Tournament in New Zealand. He has coached at the high school and provincial team levels where he helped lead Team Ontario to silver and gold medals in consecutive years. Jones spent three years as an assistant coach at the CIS level at the University of Western Ontario.

Paul possesses three degrees, an Honours Bachelor of Science from York University, a Bachelor of Education and a Master of Arts Degree in Sports Psychology from the University of Western Ontario. Paul's brother, Mark, is also in broadcasting currently working for ABC and ESPN in the United States.



## ERIC SMITH

**ANALYST AND HOST, RAPTORS RADIO – @Eric\_\_Smith**

Eric Smith is entering his eighth season as the radio analyst for the Toronto Raptors, and his 14th season as the host of the Raptors' pre, half and post-game radio broadcasts.

Smith also covers the Raptors on a regular basis as the beat reporter for Sportsnet 590 The FAN and he hosts a weekly NBA radio show ("Hoops") as well as a number of talk shows on the station.

In 2003, he began working for NBA TV Canada, appearing on past and present shows like "Double Dribble" and "Full Court Press".

Smith's diversity in the Canadian market also extends to regular blogs and columns he writes for [www.raptors.com](http://www.raptors.com) and [www.sportsnet.ca](http://www.sportsnet.ca) as well as numerous appearances on both local and national TV. He has appeared on NBA TV's "Insiders" and regularly guests on radio shows throughout Canada and the U.S. Smith has also written columns for NBA.com, appeared weekly on Global TV as their NBA Analyst (2001-2006) and hosted an NBA-sponsored radio program, "The NBA this Week" (2002-03).

Smith resides in Toronto with his wife and son.



## INTRODUCTION

Air Canada Centre is Canada's premier sports and entertainment venue and home to the Toronto Maple Leafs Hockey Club, Toronto Raptors Basketball Club and the Toronto Rock Lacrosse Team. Air Canada Centre first opened its doors in February 1999 and over its 13-year history, it has been recognized with more than 30 industry awards and has played host to more than 35 million fans at 2,200 events including Raptors, Leafs and Rock games, as well as concerts and live events.

## LOCATION

Air Canada Centre is connected to Union Station and the underground pedestrian PATH system, providing easy access to public transportation (TTC, subway and GO Transit) for fans attending events.

## ARENA FEATURES

Air Canada Centre completed an extensive \$48 million revitalization and renovation on its west side in time for the 2009-10 season. The expanded area called the Atrium has created a multi-tiered concourse that includes retail stores, food and beverage concessions, including (Brian) Burkie's Doghouse gourmet hot dog stand. The Atrium is also home to a new high-definition broadcast studio for NBA TV Canada, Leafs TV and GOLTV. The open concept setting of the broadcast studio allows fans to get up close and interactive with some of their favourite Raptors, Leafs and soccer TV personalities. Running in an east-west direction just south of Union Station, the Galleria is a climate-controlled public walkway located at the north end of Air Canada Centre. The Galleria houses the Ticket Office, the LG Experience Zone and a fun and interactive hockey and basketball fan zone providing entertainment for fans attending the game. In addition, an historical display of artifacts from the original Canada Post Building and construction site are prominent features. Air Canada Centre houses three of its own exclusive award-winning restaurants—the Platinum Club, Air Canada Club and the newly renovated Hot Stove Club. The restaurants, along with themed concession stands and kiosks, offer a diversity of food and beverages that capture Toronto's multicultural flavour. Two in-house bars – the recently renovated Crown Royal Corner and Rickards Brew-

house, which has its own micro-brewery – are favourite spots where fans can meet friends before the game or for a drink between quarters.

## ACCESSIBILITY

As the proud recipient of the Jeff Adams Award of Excellence for facility accessibility, Air Canada Centre has dedicated accessible seating areas for disabled guests and their companions located throughout the building providing maximum flexibility and pricing selection. All ticket and vendor windows, as well as the public washrooms are wheelchair accessible with accommodating counter heights and lower urinals equipped with grab bars. TTY phones are available on both the 100 and 300 levels with all payphones equipped with volume control. Braille and tactile signage is also used throughout the arena.

## FAN CONSIDERATION

Air Canada Centre is committed to ensuring the arena remains at the top of its game and its guests have a great fan experience. The arena's intimacy is felt from the moment fans walk inside the building. The seating pitch is steeper than most, creating the very best sightlines for basketball. All Air Canada Centre seats are fully upholstered and 19-20" wide. Since opening in 1999, millions of dollars have been invested in upgrading Air Canada Centre's features to keep the venue state-of-the-art and to keep fans excited and coming back. The arena's top-notch acoustic technology has been further enhanced through a new state-of-the-art BOSE sound system. A new seating retract system has dramatically reduced the arena's conversion time enabling the facility to move from hockey to basketball (and visa versa) mode in a matter of hours. A new high-definition scoreboard and display system was installed in 2008 at a cost of \$8 million. The system allows fans to feel much closer to the action thereby enhancing their basketball and hockey experience. Manufactured by Mitsubishi, the high definition videoboard screens deliver a top quality picture to all four corners of the arena with 414,720 LEDs on a single screen and 800% more LED display space. When combined with Air Canada Centre's 360 degree surface mounted LED video message board, it brings the total number of LEDs inside the arena to 2,293,760.



Air Canada Centre's broadcast, satellite and video facilities provide the 790 LG televisions throughout the building with live game action and replays. Other fan-friendly features include a dedicated 50 milliWatt radio transmitter enabling fans to listen to play-by-play action and colour commentary.

## MLSQ PUBLIC SQUARE

Adjacent to Air Canada Centre's west side, Maple Leaf Square is a premier pre-and-post game sports and entertainment destination. Opened last year, Maple Leaf Square is linked to Air Canada Centre's Atrium by an enclosed glass bridge, and includes two restaurants, a boutique hotel, the Toronto Raptors official team store – Real Sports Apparel, extensive retail shopping and two condominium towers. Maple Leaf Square's public square supports city building, creating a larger significant stage that will attract major sports and world events to Toronto.

## COMMITMENT TO THE ENVIRONMENT

Reflecting a commitment to reduce its environmental footprint and sustainability, Air Canada Centre and Maple Leaf Sports & Entertainment have teamed up to Go Green through their long term investment of more than \$5 million over a five-year period for greening initiatives and programs for Air Canada Centre. The venue's environmental initiatives include: reducing its energy consumption and its greenhouse gas emissions by 30 percent, re-engineering Air Canada Centre's mechanical and electrical operations and implementing a waste diversion program. To date, Air Canada Centre's greening efforts have resulted in a total waste diversion increase of 25 percent or nearly 237 tones of plastics, glass, paper and organics.



## MLSE CORPORATE COMMUNICATIONS



**RAJANI KAMATH**  
Director,  
Corporate Communications



**JAMIE DEANS**  
Manager,  
Corporate Communications



**ABBY ALBINO**  
Assistant,  
Corporate Communications



AIR CANADA CENTRE





MAPLE LEAF SQUARE



## REAL SPORTS BAR & GRILL

Located at Maple Leaf Square and adjacent to Air Canada Centre, Real Sports Bar & Grill is the most authentic sports experience you can get outside the court, rink and playing field. Offering an extensive menu ranging from premium items to traditional sports bar fare and 112 taps featuring more than 29 brands of beer, the 25,000 square-foot sports bar is also home to 199 High Definition televisions and a two-story 32-foot HD screen.

## MAPLE LEAF SQUARE

In April 2005, Maple Leaf Sports & Entertainment (MLSE) unveiled plans for Maple Leaf Square, a new sports and entertainment destination adjacent to Air Canada Centre's recently renovated west side. In October 2010, Maple Leaf Square officially opened for business. Jointly owned by MLSE, Cadillac Fairview and Lanterra Developments, the \$500 million development is the city's premier pre- and postgame sports and entertainment destination and will serve as an anchor in the waterfront and railroad lands development and revitalization. The connection to the downtown core is enhanced by Maple Leaf Square's direct underground link to public transit and the city's PATH system. Linked to Air Canada Centre by an enclosed glass bridge, Maple Leaf Square is home to Real Sports Bar & Grill, the Raptors official team store - Real Sports Apparel, the Hotel Le Germain, a 48,000 square foot Longo's grocery store and fine dining destination - e11even. Modern, sophisticated and elegant, e11even embraces Toronto's energy in the heart of the sports and entertainment district. The large public area between Maple Leaf Square and Air Canada Centre (the 'square') creates a larger significant stage for fans to enjoy special events on the large screen. Since opening in 2010, the Square has hosted the Raptors season kick-off and draft parties, the Canadian Olympic team block party and events for the 2015 Pan Am Games.



## REAL SPORTS APPAREL

Maple Leaf Square is home to Real Sports Apparel, the largest licensed apparel store in Toronto and the official, dedicated team shop of the Toronto Raptors, Toronto Maple Leafs and Toronto FC. The 9,000 square-foot store offers authentic and exclusive collections from all three teams, as well as a wide range of licensed merchandise from the NBA, NHL, MLS, MLB, NFL, UFC and more. Real Sports Apparel also offers on-site jersey personalization with name and number application and a range of exclusive items from the Real Sports Collectibles line.

## THE RAPTOR

At every Raptors home game, fans of all ages will be entertained by the unique basketball theatrics of The Raptor. Entering his 18th season, The Raptor has become the most recognizable mascot in Canada with his high-flying style and child-like playfulness. He has made more than 5,000 appearances since his debut at the 1995 NBA Draft in Toronto, many for non-profit and charitable events, and has performed at venues all across the World. The Raptor was named Best Mascot in 2006 by Gameops.com, has been a key performer at NBA All-Star Weekends, received many awards of distinction and is considered to be one of the best mascots in all of sports! On the court, in the stands, on stilts, in disguise or in the air, The Raptor continues to make everyone laugh and cheer.



## RAPTORS DANCE PAK

The Raptors Dance Pak brings its own electrifying energy to all Raptors home games, under the direction of team coordinator/choreographer Amberley Waddell.

Rated as one of the most entertaining Dance teams in the NBA, the Raptors Dance Pak is a key element of the Raptors in-game entertainment. The Dance Pak is comprised of highly skilled and personable dancers adept in a variety of dance forms including jazz, tap, hip hop and ballet.

The Dance Pak also takes its show on the road performing at more than 175 events a year, including an extensive number of charity appearances. The Raptors Dance Pak is available to appear at your corporate or community event by contacting the Raptors Dance Pak Coordinator at (416) 815-5491.

## HERBIE



Herbie Kuhn, the public address announcer of the Toronto Raptors, has become one of the most integral entertainment features of Raptors home games. His unique style and powerful voice keeps the crowd informed and entertained.

Herbie rose to prominence as one of the public address announcers at the 1994 World Championship of Basketball held in Toronto and Hamilton.

## RAPTORS GAME NIGHT OPERATIONS



**ANTON WRIGHT**  
Manager,  
Game Operations  
& Special Events



**STEVE BENETTI**  
Coordinator,  
Game Operations



## COMMUNITY PARTNERSHIPS PROGRAMS

The Toronto Raptors are committed to making a difference in the community. For more information on our community programs, please visit the Community section at [www.raptors.com](http://www.raptors.com)

## PLAYER APPEARANCES

Toronto Raptors players and personnel make more than 450 appearances in the community each year including visits to local hospitals, schools and community centers. To make a player appearance request, visit [www.raptors.com](http://www.raptors.com)

## TEAM TICKET PROGRAM

Through the generous donations of tickets, Raptors players, coaches and management provide close to 2,000 youth the opportunity to attend a game each season. Over 50 organizations benefit from this program including Boys and Girls Clubs of Canada, East Metro Youth Services, Villa Charities, the Children's Breakfast Club, Big Brothers & Big Sisters and many more.

## DONATIONS

The Toronto Raptors are committed to bringing pride to the community through the support of Ontario's various children's charities, educational initiatives and programs related to sport development. The Raptors donate over 500 items to these charities' fundraising initiatives annually. For more information regarding donation requests, please visit [www.mlse donations.com](http://www.mlse donations.com)

## MLSE SHAPE UP

Students involved in physical activity perform higher on test scores, and children encouraged to participate in physical activity are 22% less likely to be overweight. This is why Maple Leaf Sports and Entertainment is excited to bring MLSE Shape Up into schools, providing FREE, fun and easy to use physical activity resources to help encourage students to live healthy lifestyles. Be a part of the solution and get your local school registered by visiting [www.mlse shapeup.com](http://www.mlse shapeup.com)

## RAPTORS MOBILE FAN ZONE

An exact replica of the Raptors dressing room, the Raptors Mobile Fan Zone brings a piece of Air Canada Centre to community events across the city. The Fan Zone allows visitors to sit in their favourite players' stall, take pictures, listen to pre-game music, and watch highlight videos.





### SPORTS PARTNERSHIPS PROGRAMS

Raptors Basketball Development is focused on developing future generations of Raptors and NBA fans in Canada. We offer a wealth of programs and initiatives that strive to educate, instruct and raise the skill level of athletes at all levels. Visit [www.raptors.com](http://www.raptors.com) for more information

### RAPTORS BASKETBALL ACADEMY

The only authentic NBA instructional camp in Canada, this week long half-day program emphasizes on-court skill development such as shot mechanic training, passing and ball handling, along with an off-court education component that focuses on life-skills development. For more information, visit [www.raptorsbasketballacademy.com](http://www.raptorsbasketballacademy.com)



### RAPTORS CLINIC SERIES

The Raptors Clinic Series offers a unique opportunity for youth to participate in one-day position-specific sessions held at Air Canada Centre. These sessions incorporate fundamental skill development with behind the scenes elements such as a Raptors practice, locker room tour and nutrition seminar with the Team Chefs. For more information, visit [www.raptorsclinics.com](http://www.raptorsclinics.com)

### COACHES' OPEN HOUSE

The Toronto Raptors Coaches Open House offers coaches of all levels a unique opportunity to listen and learn from team coaches and special guests as they share their knowledge on hot topics in the games today. For more information, visit [www.coachesopenhouse.ca](http://www.coachesopenhouse.ca)



### LEARN TO DRIBBLE

Learn To Dribble is a cost-free clinic program for youths ages 7-12 that travels to various Toronto region schools and recreation centres, breaking down basic basketball fundamentals for entry level athletes in a fun, non-competitive environment. For more information, visit [www.raptors.com](http://www.raptors.com)

### NBA FIT

NBA FIT is the league's comprehensive health and wellness platform promoting healthy, active lifestyles for children and adults. The initiative encourages physical activity and healthy living through products, events and programs for children and families.

### WHEELCHAIR BASKETBALL

Wheelchair Basketball Canada is the national sports governing body responsible for the organization of wheelchair basketball in Canada. Our Community & Sports Partnerships team will once again partner with Wheelchair Basketball Canada and members of the national wheelchair basketball team to deliver initiatives that focus on strengthening the sport from the grassroots level up.







## NBA CARES

NBA Cares is the league's global social responsibility program that builds on the NBA's mission to address important social issues in the United States and around the world. Through this program, the NBA, its teams and players have donated than \$200 million to charity, completed more than 1.9 million hours of hands-on community service, and created more than 720 places where kids and families can live, learn, or play, in 23 countries and territories on five continents. NBA Cares works with internationally recognized youth-serving programs that support education, youth and family development, and health-related causes, including: KaBOOM!, Special Olympics, Boys and Girls Clubs of America, UNICEF, the Make-A-Wish Foundation, and the Global Business Coalition on HIV/AIDS, Malaria and Tuberculosis.



## COMMUNITY & SPORTS PARTNERSHIPS



**REBECCA DAVIES**  
Coordinator,  
Community  
Partnerships



**DAVE DE FREITAS**  
Director,  
Community &  
Sports Partnerships



**KRISTINA FLYNN**  
Coordinator,  
Community &  
Player Programming



**MELANIE GERIN-LAJOIE**  
Manager,  
Community &  
Sports Partnerships



**SHANNON HOSFORD**  
Senior Director,  
Marketing



**VICTOR MANSURE**  
Coordinator,  
Sports Development



**GREG SCHELL**  
Coordinator,  
Youth Hockey  
Development



**JASON SCHWABE**  
Coordinator,  
Community &  
Player Programming

## MLSE TEAM-UP FOUNDATION



**MICHAEL BARTLETT**  
Executive Director



**BRIDGETTE ESTRELLA**  
Coordinator,  
Community Investment



**JEN GRANT**  
Interim Manager,  
Community Investment  
& Communications



**KATE GUSTAFSON**  
Communications  
Coordinator



**KAYLA FOSTER**  
Donor Relations Coordinator



**JAMES KING**  
Manager, Fundraising



**JESSICA LEE**  
Coordinator,  
Fundraising



**ELEANOR MCDONALD**  
Coordinator, Fundraising



**TANYA MRUCK**  
Manager,  
Community Investment  
& Communications



**JILLIAN SVENSSON**  
Manager, Fundraising





adidas  
**TORONTO**  
BASKETBALL  
NBA



# REALSPORTS BAR & GRILL

#1 SPORTS BAR IN NORTH AMERICA. AS VOTED BY ESPN



119 TAPS AND 36 BEER SELECTIONS



14 AWARD WINNING WING FLAVOURS



25,000 SQ. FT. OF INCREDIBLE ATMOSPHERE

SHOW YOUR  
**RECEIPT**  
NEXT DOOR AT  
**ES REALSPORTS  
APPAREL**  
& RECEIVE  
**15% OFF\***

MAPLE LEAF SQUARE | OUTSIDE AIR CANADA CENTRE

416.815.7325 | REALSPORTS.CA |  



# 2012 $\approx$ 2013 OFFICIAL SCHEDULE

# TORONTO RAPTORS



## OCTOBER/NOVEMBER

SUN	MON	TUE	WED	THU	FRI	SAT
28	29	30	31 <b>IND</b> 7:00	1	2	3 <b>BKN</b> 7:30
4 <b>MIN</b> 6:00	5	6 <b>OKC</b> 8:00	7 <b>DAL</b> 8:30	8	9	10 <b>PHI</b> 7:00
11	12 <b>UTA</b> 7:00	13 <b>IND</b> 7:00	14	15	16	17 <b>BOS</b> 12:30
18 <b>ORL</b> 1:00	19	20 <b>PHI</b> 7:00	21 <b>CHA</b> 7:00	22	23 <b>DET</b> 7:30	24
25 <b>SAN</b> 1:00	26	27 <b>HOU</b> 8:00	28 <b>MEM</b> 8:00	29	30 <b>PHO</b> 7:00	

## DECEMBER

SUN	MON	TUE	WED	THU	FRI	SAT
2	3 <b>DEN</b> 9:00	4	5 <b>SAC</b> 10:00	6	7 <b>UTA</b> 9:00	8
9 <b>LAC</b> 3:30	10 <b>POR</b> 10:00	11	12 <b>BKN</b> 7:00	13	14 <b>DAL</b> 7:00	15
16 <b>HOU</b> 1:00	17	18 <b>CLE</b> 7:00	19 <b>DET</b> 7:00	20	21 <b>ORL</b> 7:00	22
23	24	25	26 <b>SAN</b> 8:30	27	28 <b>NEO</b> 8:00	29 <b>ORL</b> 7:00
30	31					

## JANUARY

SUN	MON	TUE	WED	THU	FRI	SAT
		1	2 <b>POR</b> 7:00	3	4 <b>SAC</b> 7:00	5
6 <b>OKC</b> 1:00	7	8	9 <b>PHI</b> 7:00	10	11 <b>CHA</b> 7:00	12
13 <b>MIL</b> 1:00	14	15 <b>BKN</b> 7:30	16 <b>CHI</b> 7:00	17	18 <b>PHI</b> 7:00	19
20 <b>LAL</b> 1:00	21	22	23 <b>MIA</b> 7:30	24 <b>ORL</b> 7:00	25	26 <b>CLE</b> 7:00
27	28 <b>GSW</b> 7:00	29	30 <b>ATL</b> 7:30	31		

## FEBRUARY

SUN	MON	TUE	WED	THU	FRI	SAT
					1 <b>LAC</b> 7:00	2
3 <b>MIA</b> 2:00	4	5	6 <b>BOS</b> 7:00	7	8 <b>IND</b> 7:00	9
10 <b>NEO</b> 6:00	11	12 <b>DEN</b> 7:00	13 <b>NYK</b> 7:30	14	15	16
17	18	19 <b>WAS</b> 7:00	20 <b>MEM</b> 7:00	21	22 <b>NYK</b> 7:00	23
24	25 <b>WAS</b> 7:00	26	27 <b>CLE</b> 7:00	28		

## MARCH

SUN	MON	TUE	WED	THU	FRI	SAT
					1 <b>IND</b> 7:00	2 <b>MIL</b> 8:30
3	4 <b>GSW</b> 10:30	5	6 <b>PHO</b> 9:00	7	8 <b>LAL</b> 10:30	9
10 <b>CLE</b> 6:00	11	12	13 <b>BOS</b> 7:30	14	15 <b>CHA</b> 7:00	16
17 <b>MIA</b> 1:00	18	19	20 <b>CHA</b> 7:00	21	22 <b>NYK</b> 7:00	23 <b>NYK</b> 7:30
24	25	26	27 <b>ATL</b> 7:00	28	29 <b>DET</b> 7:30	30
31 <b>WAS</b> 6:00						

## APRIL

SUN	MON	TUE	WED	THU	FRI	SAT
	1 <b>DET</b> 7:00	2	3 <b>WAS</b> 7:00	4	5 <b>MIN</b> 8:00	6 <b>MIL</b> 8:30
7	8	9 <b>CHI</b> 8:00	10	11	12 <b>CHI</b> 7:00	13
14 <b>BKN</b> 3:30	15	16 <b>ATL</b> 7:30	17 <b>BOS</b> 8:00	18	19	20
21	22	23	24	25	26	27
28	29	30				

NBA ALL-STAR WEEKEND, FEBRUARY 15-17, 2013. TOYOTA CENTER, HOUSTON, TEXAS.

ALL START TIMES ARE EASTERN AND SUBJECT TO CHANGE.  
VISIT RAPTORS.COM TO CONFIRM GAME TIMES.



HOME



AWAY



TSN



SPORTSNET



TSN2



SPORTSNET ONE

OFFICIAL NEWSPAPER OF THE RAPTORS



thestar.com

RAPTORS BASKETBALL.



LIVING THE GAME.





# Where to?

Over 175 destinations worldwide.



**Voted Best International  
Airline in North America  
three years in a row**

**AIR CANADA** 

A STAR ALLIANCE MEMBER 

Flights operated by Air Canada and Air Canada Express™.™ Air Canada Express is a trademark of Air Canada.